


Flags (Student): Field Definitions


Last Modified on 01/26/2026 11:14 am CST








Tool Search: Flags

This is a reference article defining the fields found in the Student Information Flags tool.



Flags ☆






Abegg, Dylan V  Grade: 11 #171900001 DOB: 09/15/04 Counselor: Joy Counselor

 Medical Condition(s)
  Hall Monitor
  Custody Restriction
  Peer Tutor
  Safety Patrol
  NHS
  Computer Science Pathway

New

Documents

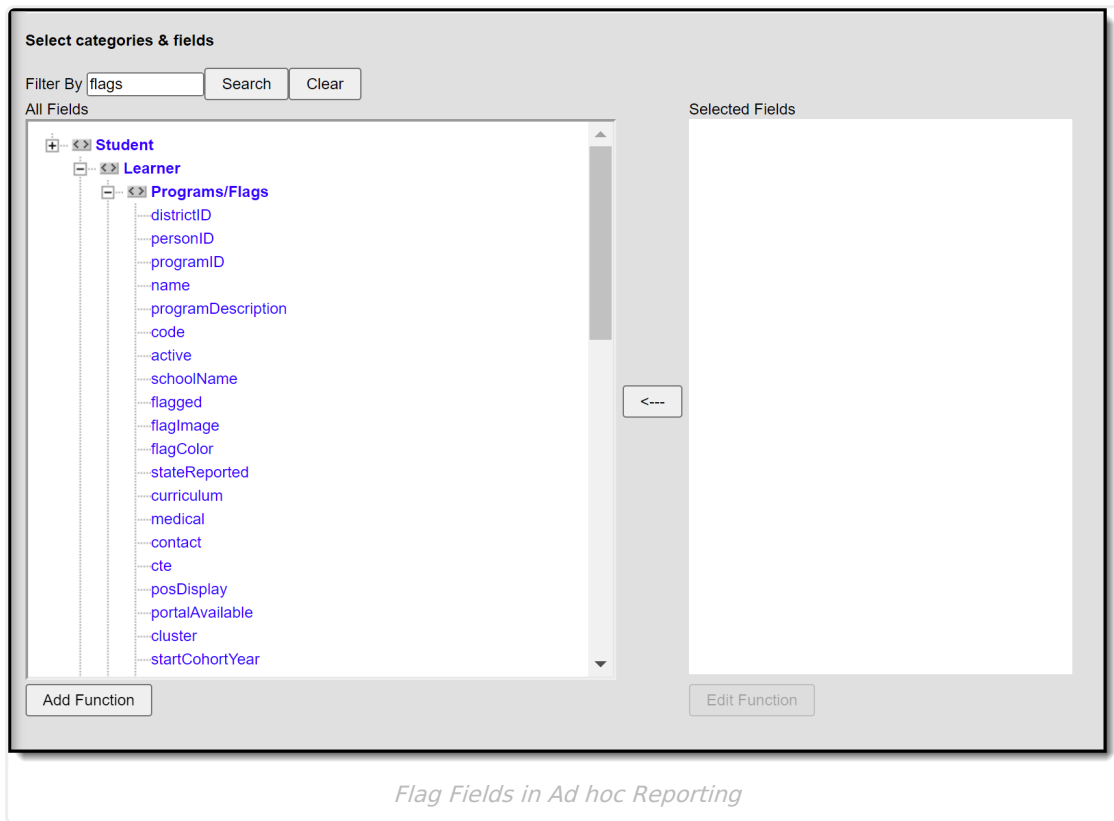
Student Flag Editor

Flag	Start Date	End Date	Eligibility Start Date	Eligibility End Date	User Warning
NHS	07/27/2020				
Safety Patrol	07/05/2021				
Peer Tutor	09/28/2021				
Hall Monitor	04/04/2022				
Custody Restriction	07/04/2022				 Do not release to father.

Student Flags

Ad Hoc Information

Student Flag information is available in the Query Wizard for Student data types in the **Learner > Programs/Flags** folder. The Ad hoc Field names are included in the Student Flag Editor table.



Student Flag Editor Definitions

The following defines the available fields on the Student Flag Editor. These fields can be used to build an Ad hoc report.

Field	Description	Ad hoc Fields
Flag	Selection indicates the curricular/academic program assigned to the student.	spProgram.name
Image Display	The message "This image will display next to the student's name" indicates that when the information is saved, the chosen program image displays in next to the student's name, indicating the student is assigned to the program. If the program is not flagged, this message does not display.	spProgram.flagImage

Field	Description	Ad hoc Fields
Start Date	<p>Entered date reflects the date the flag was first assigned to the student. Dates are entered in <i>mmddyy</i> format or by selecting the calendar icon to choose a date.</p> <p>The entered date also determines when the flag displays next to the student's name, if there is an assigned image.</p> <p>For POS versions 3.1.0 or higher, student flags will display in the POS terminal based on the start date if POS Flag was selected in Flags.</p> <p>For POS versions lower than 3.1.0, student flags will display in the POS terminal as soon as they are saved, regardless of start date, if POS Flag was selected in Flags.</p>	spProgram.startDate
End Date	<p>Indicates the date the student stopped working towards achievement in the program. Dates are entered in <i>mmddyy</i> format or by selecting the calendar icon can be selected to choose a date.</p> <p>The entered date also determines when the flag no longer displays next to the student's name, if there is an assigned image.</p> <p>For POS versions 3.1.0 or higher, student flags will stop displaying in the POS terminal based on the end date if POS Flag was selected in Flags.</p>	spProgram.endDate
Eligibility Start Date	<p>Indicates the date the student became eligible for the program. Dates are entered in <i>mmddyy</i> format or by selecting the calendar icon can be selected to choose a date.</p>	spProgram.eligibilityStartDate
Eligibility End Date	<p>Indicates the date the student was no longer eligible for the program. Dates are entered in <i>mmddyy</i> format or by selecting the calendar icon can be selected to choose a date.</p>	spProgram.eligibilityEndDate

Field	Description	Ad hoc Fields
User Warning	<p>Entered message that displays with the program image when a user hovers over the image. A 255-character limit is enforced on this field. If that limit is exceeded, a warning message displays indicating the valid length requirement and text beyond that limit is deleted.</p> <p>When the flag is saved, the User Warning displays in the Student Flag Editor and when hovering over the flag in the Student Name Header. The text that displays when hovering over a student flag is truncated to 90 characters. The whole message of the User Warning can be viewed by clicking on the student flag.</p> <p>It is recommended to not use the character as it could alter warnings within the flag.</p>	spProgram.userWarning
Participation Details	<p>Text field that displays information about the student's participation in the program, listing the course requirements, guidelines the student must follow, GPA requirements, etc. This information is up to the school. A 255-character limit is enforced on this field. If that limit is exceeded, a warning message displays indicating the valid length requirement and text beyond that limit is deleted.</p> <p>Users with rights to select and view details for flags that display in the Student Flag Editor can view Participation Details.</p>	spProgram.participationDetails
Description	<p>Text that lists additional information about the program. There is no character limit on this field.</p> <p>Users with rights to select and view details for flags that display in the Student Flag Editor can view Description information.</p>	spProgram.programDescription spProgram.studentDescription

