

Child Outcomes Summary Form (North Dakota)

Last Modified on 01/05/2026 1:55 pm CST

Tool Search: Special Ed Documents

The Child Outcomes Summary Form documents student preschool outcomes as they relate to state reporting. This document does not print.

Special Ed Document Editor ☆

Lesley A Grade: 10 DOB:

Student Information > Special Ed > Special Ed Document Editor

Related Tools ^

Editor Home - ND Child Outcomes Summary Form

NAME	STATUS	MODIFIED BY	COMPLETED BY
Child Outcomes Summary Information	IN PROGRESS	System Administrator 12/22/25 7:29 AM	>
Child Outcomes Summary Rating Information	IN PROGRESS	System Administrator 12/22/25 7:28 AM	>
Student Information	IN PROGRESS	System Administrator 12/22/25 7:27 AM	>
Enrollment Information	NOT STARTED		>
Positive Social-Emotional Skills	NOT STARTED		>
Acquiring and Using Knowledge and Skills	NOT STARTED		>
Taking Appropriate Action to Meet Needs	NOT STARTED		>

Print
Cancel

Child Outcome Summary Form Editor Home

Child Outcomes Summary Information

The Child Outcome Summary Information editor documents the day the form was completed for the student.

Child Outcomes Summary Information

IN PROGRESS

Editor 1 of 7

Date Completed: (Required)

Child Outcome Summary Information

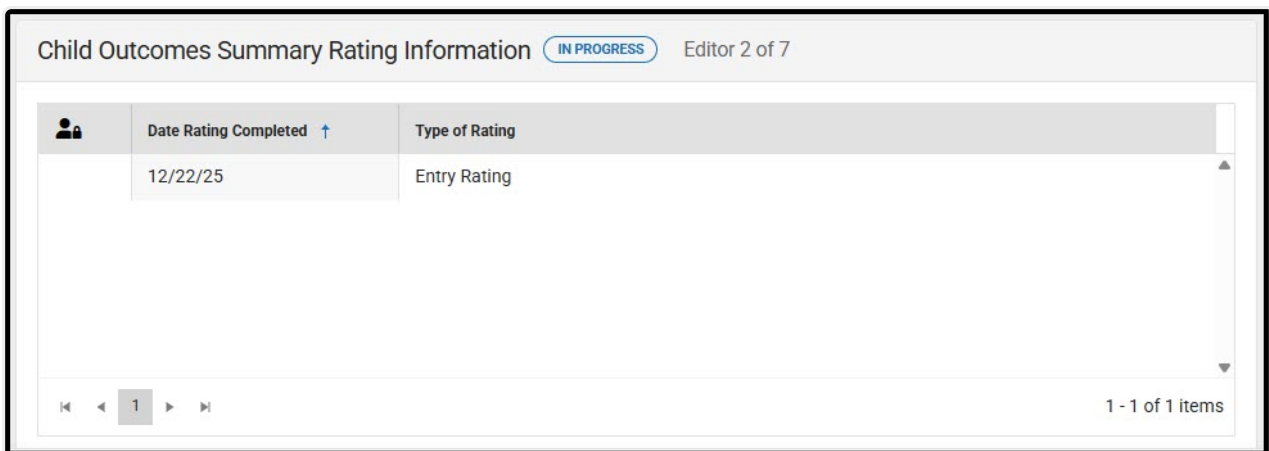
Field	Description
Date Completed <i>Required</i>	The day the child outcome summary form was completed.

Child Outcomes Summary Rating Information

The Child Outcomes Summary Rating Information editor documents the rating information for the student. This editor cannot be placed in a Not Needed status.

▶ [Click here to expand...](#)

Child Outcome Summary Rating Information List Screen



Child Outcomes Summary Rating Information List Screen

Column Name	Description
Padlock Icon	Indicates the user currently editing the record.
Date Rating Completed	The day the summary rating was completed.
Type of Rating	The type of rating.

Child Outcome Summary Rating Information Detail Screen

Select an existing record or click **New** to open the detail screen.

Child Outcomes Summary Rating Information

Type of Rating: (Required) **Date summary ratings were completed: (Required)**

Entry Rating 12/22/2025

Date Preschool Special Education Services began: (Required)

12/22/2025

Persons involved in deciding the ENTRY summary ratings: (Required)

Name and role

B i A: ≡ ≡ ¶: ↶ ↷ ⋮

Child Outcome Summary Rating Information Detail Screen

Field	Description	Validation
Type of Rating <i>Required</i>	The type of child outcome rating used. Options include: <ul style="list-style-type: none"> • Entry Rating • Exit Rating 	Ad hoc Inquiries: Student > Learner Planning > Learner Plans > Indicator 7 > ratingType (ndIndicator7.ratingType)
Date summary ratings were completed <i>Required</i>	The day the rating was completed.	Ad hoc Inquiries: Student > Learner Planning > Learner Plans > Indicator 7 > summaryCompleteDate (ndIndicator7.summaryCompleteDate)
Date Preschool Special Education Services began <i>*Required</i>	The day preschool special education services began for the student.	*This field is available and required when Entry Rating is selected as the Type of Rating. Ad hoc Inquiries: Student > Learner Planning > Learner Plans > Indicator 7 > psSPEDServicesBegin (ndIndicator7.psSPEDServicesBegin)
Persons involved in deciding the ENTRY summary ratings <i>*Required</i>	The name and role of the people involved in deciding the entry summary rating(s).	*This field is available and required when Entry Rating is selected as the Type of Rating.
Anchor Tool used for the Entry Rating <i>*Required</i>	The type of anchor tool used for the entry rating.	*This field is available and required when Entry Rating is selected as the Type of Rating.

Field	Description	Validation
Date Preschool Special Education Services ended or For children who continue to receive preschool services after age 6, the date of their 6th birth date <i>*Required</i>	The day the preschool special ed services ended for the student, or the day of the student's sixth birthday.	*This field is available and required when Exit Rating is selected as the Type of Rating. Ad hoc Inquiries: Student > Learner Planning > Learner Plans > Indicator 7 > psSPEDServicesEnd (ndIndicator7.psSPEDServicesEnd)
Persons involved in deciding the EXIT summary ratings <i>*Required</i>	The name and role of the people involved in deciding the exit summary rating(s).	*This field is available and required when Exit Rating is selected as the Type of Rating.
Anchor Tool and/or data sources that were used in the Exit rating process <i>*Required</i>	The type of anchor tool used for the exit rating.	*This field is available and required when Exit Rating is selected as the Type of Rating.

Student Information

The Student Information editor pulls demographic information regarding the student. This is mostly a read-only editor, with the exception of the Primary and Secondary Disability fields.

The **Refresh** button retrieves a fresh copy of data from the student's record.

Student Information IN PROGRESS Editor 3 of 7

When a Plan is generated, a snapshot of the student's information is taken from Census. Click Refresh to retrieve current student information.

Last Name: [Redacted]	First Name: Lesley	Middle Name: Andrea	Suffix:
Age: 15	Birthdate: [Redacted]	Gender: M	
Address:			
Student Number: [Redacted]			
Race: 6: White	Ethnicity: 6: White		
Primary Language Spoken at Home:			

Special Education Information

Primary Disability: (Required) AUT: Autism	Secondary Disability: [Redacted]
--	--

Case Manager Information

Name: [Redacted]	Title: (SPEDSTAFF)
Phone:	

Student Information Editor

▶ [Click here to expand...](#)

Field	Description	Database and UI Location (when Refreshed is clicked)
Last Name	The student's last name.	Demographics > Last Name identity.lastName
First Name	The student's first name.	Demographics > First Name identity.firstName
Middle Name	The student's middle name.	Demographics > Middle Name identity.middleName
Suffix	The student's suffix.	Demographics > Suffix Name identity.suffix
Age	The student's age.	Demographics > Age

Field	Description	Database and UI Location (when Refreshed is clicked)
Birthdate	The student's birthdate.	Demographics > Birth Date identity.birthDate
Gender	The student's gender.	Demographics > Gender identity.gender
Address	The student's address.	Households > Address Information address.number; address.street; address.tag; address.prefix; address.dir; address.apartment; address.city; address.state; address.zip
Student Number	The student's state ID number.	Demographics > State ID
Race	The student's race.	Demographics > Race/Ethnicity
Ethnicity	The student's ethnicity.	Demographics > Race/Ethnicity
Primary Language Spoken at Home	The student's home language.	Demographics > Home Primary Language identity.homePrimaryLanguage
Special Education Information		
Primary Disability <i>Required</i>	The student's first disability. Options include: <ul style="list-style-type: none"> • AUT: Autism • DB: Deaf-blindness • ED: Emotional Disability • HI: Deaf/Hard of Hearing • ID: Intellectual Disability • NCD: Non-Categorical Delay (Age 3-9 Only) • OHI: Other Health Impairments • OI: Orthopedic Impairments • SI: Speech/Language Impairments • SLD: Specific Learning Disabilities • TBI: Traumatic Brain Injury • VI: Visual Impairments 	N/A

Field	Description	Database and UI Location (when Refreshed is clicked)
Secondary Disability	The student's second disability. Options are the same as the Primary Disability field.	N/A
Case Manager Information		
Name	The first and last name of the team member.	Student Information > Special Ed Team Members > Case Manager
Title	The role of the team member.	Student Information > Special Ed Team Members > Case Manager > Title
Phone	The phone number of the team member.	Student Information > Special Ed Team Members > Case Manager > Work Phone
Email Address	The email address of the team member.	Student Information > Special Ed Team Members > Case Manager > Work Email

Enrollment Information

The Enrollment Information editor is a read-only editor that retrieves district and school information for the student's enrollment location.

Enrollment Information IN PROGRESS Editor 4 of 7

Click Refresh to select or change Enrollment data. Information entered into this editor will NOT modify the student's current Enrollment record when the plan is locked.

Resident District: (Required) <input type="text" value="Hazelton-Moffit-Braddock 78"/>	Resident Plant: <input type="text" value="Johnson Corners Christian Academy"/>	Serving Plant: <input type="text" value="Anamoose Elem School"/>
Serving District: <input type="text" value="Hazelton-Moffit-Braddock 78"/>	Serving District Phone: <input type="text" value="123-456-7890"/>	Serving District Address: <input type="text" value="Serving District Address"/>
Special Education Unit: <input type="text" value="Ft Totten Special Ed Unit"/>	Special Education Unit Address: <input type="text" value="03736: Ft Totten Special Ed UnitSpecial Ed Un"/>	
Placement: <input type="text" value=""/>	Grade: 10	

District Information

District Number: 08-001	District Name: BISMARCK 1	
District Address: <input type="text" value="Lakeville, ND 55044"/>		District Phone: (111)222-3333
District SPED Address: <input type="text" value="Bismarck, ND 45678"/>		District SPED Phone: (999)888-7777

Enrollment Information Editor

▶ [Click here to expand...](#)

Field	Description	Additional Information
Resident District	The student's district of residence.	Upon Refresh, this field is pulled from the District Residency tool, but can be manually edited.
Resident Plant	The building associated with the student's residence.	Upon Refresh, this field is pulled from the District Residency tool, but can be manually edited.
Serving District	The student's district providing service.	Upon Refresh, this field is pulled from the Enrollment tool but can be manually edited.
Serving District Address	The address of the district building.	Upon Refresh, this field is pulled from the District Residency tool, but can be manually edited.

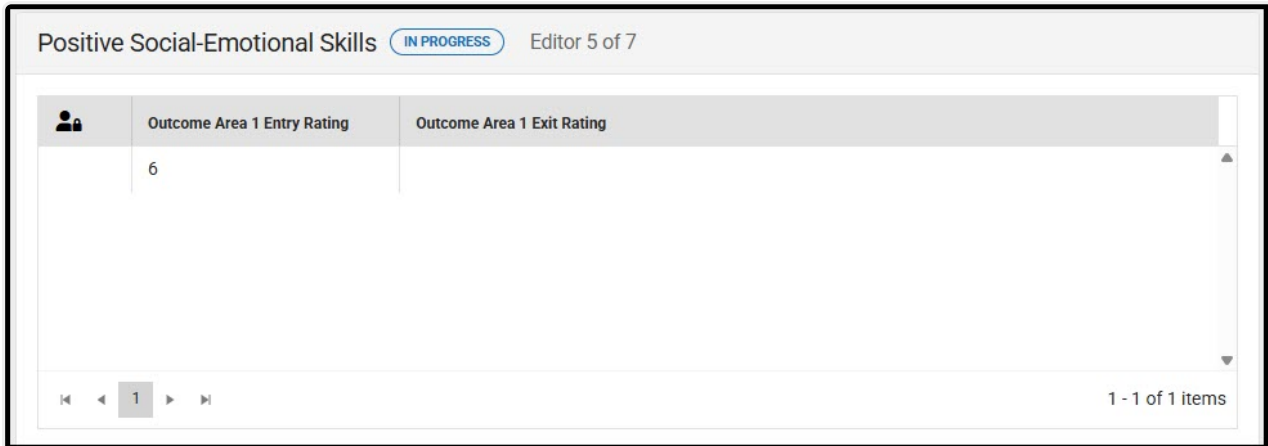
Field	Description	Additional Information
Serving Plant	The building in which the student receives services.	Upon Refresh, this field is pulled from the District Residency tool, but can be manually edited.
Serving Plant Phone	The phone number of the building at which the student receives services.	Upon Refresh, this field is pulled from the District Residency tool, but can be manually edited.
Special Education Unit	The name of the special education building.	Upon Refresh, this field is pulled from the Enrollment tool but can be manually edited.
Special Education Unit Address	The location of the special education building.	Upon Refresh, this field is pulled from the District Residency tool, but can be manually edited.
Placement	The placement description for the student's enrollment.	Upon Refresh, this field is pulled from the District Residency tool, but can be manually edited.
Grade	The student's grade.	Upon Refresh, this field is pulled from the Enrollment tool and cannot be modified. Database Location: enrollment.grade
District Information		
District Number	The district number associated with the enrolled school.	District Information > State District Number
District Name	The district name associated with the enrolled school	District Information > Name
District Address	The district address associated with the enrolled school.	District Information > Address
District Phone	The district phone number associated with the enrolled school.	District Information > Phone
District SPED Address	The district special education address associated with the enrolled school.	District Information > SPED Address
District SPED Phone	The district special ed phone number associated with the enrolled school.	District Information > SPED Phone

Positive Social-Emotional Skills

The Positive Social-Emotional Skills editor documents the student's ability to relate to adults, relate to other students, and follow rules related to groups or interactions with others.

▶ [Click here to expand...](#)

Positive Social-Emotional Skills List Screen



Positive Social-Emotional Skills List Screen

Column Name	Description
Padlock Icon	Indicates the user currently editing the record.
Outcome Area 1 Entry Rating	The entry outcome rating.
Outcome Area 1 Exit Rating	The exit outcome rating.

Positive Social-Emotional Skills Detail Screen

Select an existing record or click **New** to open the detail screen.

Positive Social-Emotional Skills

Outcome Area 1: Positive Social-Emotional Skills (Including Social Relationships)

- Relating with adults
- Relating with other children
- Following rules related to groups or interacting with other

Rating Type:

Entry Rating ▼

1a. To what extent does this child show age-appropriate functioning, across a variety of settings and situations on this outcome?

Outcome 1 Entry Rating: (Required) ⓘ

6 ▼

Sources of Information: (Required)

B i A: ≡ ≡ ¶: 🔗 📄 ↶ ↷ ⋮

Example sources of information.

Positive Social-Emotional Skills Detail Screen

Field	Description	Validation
Rating Type	The type of rating. Options include: <ul style="list-style-type: none"> • Entry Rating • Exit Rating 	This field defaults to the last type of record created on the Child Outcomes Summary Rating Information editor, but can be modified as needed.
Outcome 1 Entry Rating <i>*Required</i>	The entry outcome rating. Options are 1-7: <ul style="list-style-type: none"> • 1: Child uses no immediate foundational skills across settings and situations. • 2: Child rarely uses immediate foundational skills across settings and situation. • 3: Child uses immediate foundational skills across settings and 	<p>*This field is available and required when Entry Rating is selected on the Child Outcomes Summary Rating Information editor.</p> <p>Ad hoc Inquiries: Student > Learner Planning > Learner Plans > Indicator 7 > Positive Social-Emotional Skills > outcome1EntryRating (ndIndicator7SocialEmotional.outcome1EntryRating)</p>

Field	Description	Validation
	<p>situations most or all of the time.</p> <ul style="list-style-type: none"> • 4: Child rarely uses age-appropriate skills. More behavior is not age-appropriate than is age-appropriate. • 5: Child uses a mix of age-appropriate and not age-appropriate behavior and skills all of the time. • 6: Some concerns about child's functioning with regard to the outcome area. • 7: The child uses age-appropriate behavior and skills in all or almost all everyday situations. 	
<p>Sources of Information <i>*Required</i></p>	<p>A description of the sources of information for the entry rating.</p>	<p>*This field is available and required when Entry Rating is selected on the Child Outcomes Summary Rating Information editor.</p>

Field	Description	Validation
Supporting Evidence <i>*Required</i>	A description of the supporting evidence for the entry rating.	*This field is available and required when Entry Rating is selected on the Child Outcomes Summary Rating Information editor.
Outcome 1 Exit Rating <i>*Required</i>	The exit outcome rating. Options are 1-7: <ul style="list-style-type: none"> • 1: Child uses no immediate foundational skills across settings and situations. • 2: Child rarely uses immediate foundational skills across settings and situation. • 3: Child uses immediate foundational skills across settings and situations most or all of the time. • 4: Child rarely uses age-appropriate skills. More behavior is not age-appropriate than is age-appropriate. • 5: Child uses a mix of age-appropriate and not age- 	*This field is available and required when Exit Rating is selected on the Child Outcomes Summary Rating Information editor. Ad hoc Inquiries: Student > Learner Planning > Learner Plans > Indicator 7 > Positive Social-Emotional Skills > outcome1ExitRating (ndIndicator7SocialEmotional.outcome1ExitRating)

Field	Description	Validation
	<p>and skills all of the time.</p> <ul style="list-style-type: none"> • 6: Some concerns about child's functioning with regard to the outcome area. • 7: The child uses age-appropriate behavior and skills in all or almost all everyday situations. 	
<p>Sources of Information <i>*Required</i></p>	<p>A description of the sources of information for the exit rating.</p>	<p>*This field is available and required when Exit Rating is selected on the Child Outcomes Summary Rating Information editor.</p>
<p>Supporting Evidence <i>*Required</i></p>	<p>A description of the supporting evidence for the exit rating.</p>	<p>*This field is available and required when Exit Rating is selected on the Child Outcomes Summary Rating Information editor.</p>

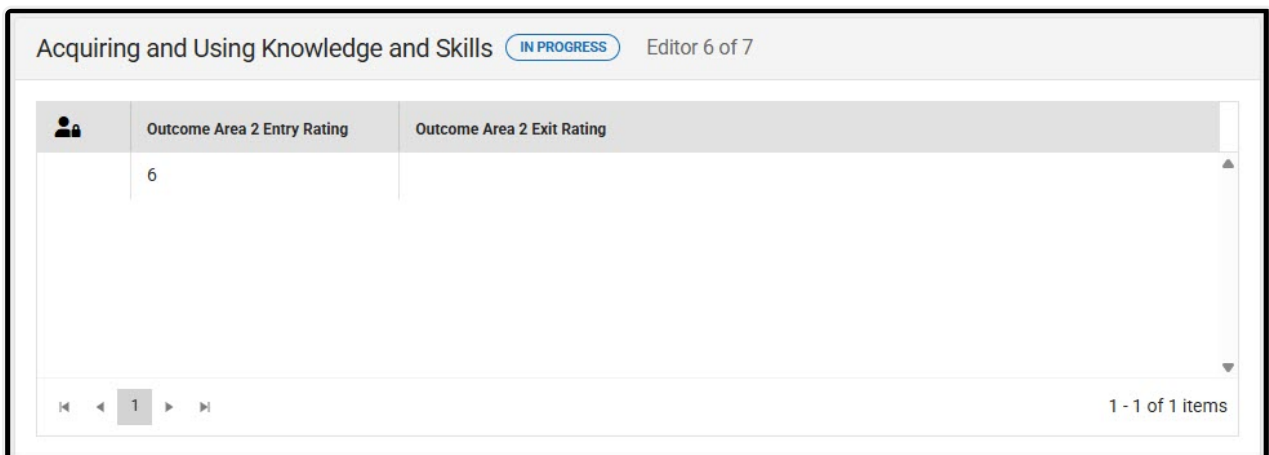
Field	Description	Validation
1b. Has the child shown any new skills or behaviors related to positive social-emotional skills (including positive social relationships) since the last outcomes summary? <i>*Required</i>	Options are Yes or No.	*This field is available and required when Exit Rating is selected on the Child Outcomes Summary Rating Information editor. Ad hoc Inquiries: Student > Learner Planning > Learner Plans > Indicator 7 > Positive Social-Emotional Skills > outcome1NewSkillsBehavior (ndIndicator7SocialEmotional.outcome1NewSkillsBehavior)

Acquiring and Using Knowledge and Skills

The Acquiring and Using Knowledge and Skills editor documents the student's thinking, reasoning, remembering, and problem-solving skills, as well as their ability to understand symbols and grasp concepts related to the physical and social worlds.

▶ [Click here to expand...](#)

Acquiring and Using Knowledge and Skills List Screen



Acquiring and Using Knowledge and Skills List Screen

Column Name	Description
Padlock Icon	The user currently editing the record.
Outcome Area 2 Entry Rating	The entry outcome rating.
Outcome Area 2 Exit Rating	The exit outcome rating.

Acquiring and Using Knowledge and Skills Detail Screen

Select an existing record or click **New** to open the detail screen.

Acquiring and Using Knowledge and Skills

Outcome Area 2: Acquiring and Using Knowledge and Skills

- Thinking, reasoning, remembering, and problem solving
- Understanding symbols
- Understanding the physical and social worlds

Rating Type:

Entry Rating

2a. To what extent does this child show age-appropriate functioning, across a variety of settings and situations on this outcome?

Outcome 2 Entry Rating: (Required) i

6

Sources of Information: (Required)

B i A: ≡ ≡ ¶: ↻ ⌂ ⋮

Example sources of information.

Acquiring and Using Knowledge and Skills Detail Screen

Field	Description	Validation
Rating Type	The type of rating. Options include: <ul style="list-style-type: none"> • Entry Rating • Exit Rating 	This field defaults to the last type of record created on the Child Outcomes Summary Rating Information editor, but can be modified as needed.
Outcome 2 Entry Rating <i>*Required</i>	The entry outcome rating. Options are 1-7: <ul style="list-style-type: none"> • 1: Child uses no immediate foundational skills across settings and situations. • 2: Child rarely uses immediate foundational skills across settings 	*This field is available and required when Entry Rating is selected on the Child Outcomes Summary Rating Information editor. Ad hoc Inquiries: Student > Learner Planning > Learner Plans > Indicator 7 > Acquiring and Using Knowledge and Skills > outcome2EntryRating (ndIndicator7Knowledge.outcome2EntryRating)

Field	Description	Validation
	<p>and situation.</p> <ul style="list-style-type: none"> • 3: Child uses immediate foundational skills across settings and situations most or all of the time. • 4: Child rarely uses age-appropriate skills. More behavior is not age-appropriate than is age-appropriate. • 5: Child uses a mix of age-appropriate and not age-appropriate behavior and skills all of the time. • 6: Some concerns about child's functioning with regard to the outcome area. • 7: The child uses age-appropriate behavior and skills in all or almost all everyday situations. 	
<p>Sources of Information <i>*Required</i></p>	<p>A description of the sources of information for the entry rating.</p>	<p>*This field is available and required when Entry Rating is selected on the Child Outcomes Summary Rating Information editor.</p>
<p>Supporting Evidence <i>*Required</i></p>	<p>A description of the supporting evidence for the entry rating.</p>	<p>*This field is available and required when Entry Rating is selected on the Child Outcomes Summary Rating Information editor.</p>
<p>Outcome 2 Exit Rating <i>*Required</i></p>	<p>The entry outcome rating. Options are 1-7:</p> <ul style="list-style-type: none"> • 1: Child uses no 	<p>*This field is available and required when Exit Rating is selected on the Child Outcomes Summary Rating Information editor.</p> <p>Ad hoc Inquiries: Student > Learner Planning ></p>

Field	Description	Validation
	<p>immediate foundational skills across settings and situations.</p> <ul style="list-style-type: none"> • 2: Child rarely uses immediate foundational skills across settings and situation. • 3: Child uses immediate foundational skills across settings and situations most or all of the time. • 4: Child rarely uses age-appropriate skills. More behavior is not age-appropriate than is age-appropriate. • 5: Child uses a mix of age-appropriate and not age-appropriate behavior and skills all of the time. • 6: Some concerns about child's functioning with regard to the outcome area. • 7: The child uses age-appropriate behavior and skills in all or almost all everyday situations. 	<p>Plans > Indicator 7 > Acquiring and Using Knowledge and Skills > outcome2ExitRating (ndIndicator7Knowledge.outcome2ExitRating)</p>
<p>Sources of Information <i>*Required</i></p>	<p>A description of the sources of information for the exit rating.</p>	<p>*This field is available and required when Exit Rating is selected on the Child Outcomes Summary Rating Information editor.</p>

Field	Description	Validation
Supporting Evidence <i>*Required</i>	A description of the supporting evidence for the exit rating.	*This field is available and required when Exit Rating is selected on the Child Outcomes Summary Rating Information editor.
2b. Has the child shown any new skills or behaviors related to acquiring and using knowledge and skills since the last outcomes summary? <i>*Required</i>	Options are Yes or No.	<p>*This field is available and required when Exit Rating is selected on the Child Outcomes Summary Rating Information editor.</p> <p>Ad hoc Inquiries: Student > Learner Planning > Learner Plans > Indicator 7 > Acquiring and Using Knowledge and Skills > outcome2NewSkillsBehaviors (ndIndicator7Knowledge.outcome2NewSkillsBehaviors)</p>

Taking Appropriate Action to Meet Needs

The Taking Appropriate Action to Meet Needs editor documents the student's ability to take care of their basic needs, contribute to their own health and safety, and get from place to place and use tools.

▶ [Click here to expand...](#)

Taking Appropriate Action to Meet Needs List Screen

Taking Appropriate Action to Meet Needs IN PROGRESS Editor 7 of 7	
Outcome Area 3 Entry Rating	Outcome Area 3 Exit Rating
6	

1 - 1 of 1 items

Taking Appropriate Action to Meet Needs List Screen

Column Name	Description
Padlock Icon	The user currently editing the record.
Outcome Area 3 Entry Rating	The entry outcome rating.
Outcome Area 3 Exit Rating	The exit outcome rating.

Taking Appropriate Action to Meet Needs Detail Screen

Select an existing record or click **New** to open the detail screen.

Taking Appropriate Action to Meet Needs

Outcome Area 3: Taking Appropriate Action to Meet Needs

- Taking care of basic needs (e.g., showing hunger, dressing, feeding, toileting, etc.)
- Contributing to own health and safety (e.g., follows rules, assists with hand washing, avoids inedible objects)
- Getting from place to place (mobility) and using tools (e.g., forks, strings attached to objects)

Rating Type:

Entry Rating ▼

3a. To what extent does this child show age-appropriate functioning, across a variety of settings and situations on this outcome?

Outcome 3 Entry Rating: **(Required)** ⓘ

6 ▼

Sources of Information: **(Required)**

B i A: ≡ ≡ ¶: ↻ ⌂ ⋮

Example source of information.

Taking Appropriate Action to Meet Needs Detail Screen

Field	Description	Validation
Rating Type	The type of rating. Options include: <ul style="list-style-type: none"> • Entry Rating • Exit Rating 	This field defaults to the last type of record created on the Child Outcomes Summary Rating Information editor, but can be modified as needed.
Outcome 3 Entry Rating <i>*Required</i>	The entry outcome rating. Options are 1-7: <ul style="list-style-type: none"> • 1: Child uses no immediate foundational skills across settings and situations. • 2: Child rarely uses immediate foundational 	*This field is available and required when Entry Rating is selected on the Child Outcomes Summary Rating Information editor. Ad hoc Inquiries: Student > Learner Planning > Learner Plans > Indicator 7 > Taking Appropriate Action to Meet Needs > outcome3EntryRating (ndIndicator7Needs.outcome3EntryRating)

Field	Description skills across settings and situation.	Validation
	<ul style="list-style-type: none"> • 3: Child uses immediate foundational skills across settings and situations most or all of the time. • 4: Child rarely uses age-appropriate skills. More behavior is not age-appropriate than is age-appropriate. • 5: Child uses a mix of age-appropriate and not age-appropriate behavior and skills all of the time. • 6: Some concerns about child's functioning with regard to the outcome area. • 7: The child uses age-appropriate behavior and skills in all or almost all everyday situations. 	
Sources of Information <i>*Required</i>	A description of the sources of information for the entry rating.	*This field is available and required when Entry Rating is selected on the Child Outcomes Summary Rating Information editor.
Supporting Evidence <i>*Required</i>	A description of the supporting evidence for the entry rating.	*This field is available and required when Entry Rating is selected on the Child Outcomes Summary Rating Information editor.
Outcome 3 Exit		*This field is available and required when Exit

Rating	Description	Validation
<p><i>*Required</i></p>	<p>The entry outcome rating. Options are 1-7:</p> <ul style="list-style-type: none"> • 1: Child uses no immediate foundational skills across settings and situations. • 2: Child rarely uses immediate foundational skills across settings and situation. • 3: Child uses immediate foundational skills across settings and situations most or all of the time. • 4: Child rarely uses age-appropriate skills. More behavior is not age-appropriate than is age-appropriate. • 5: Child uses a mix of age-appropriate and not age-appropriate behavior and skills all of the time. • 6: Some concerns about child's functioning with regard to the outcome area. • 7: The child uses age-appropriate behavior and skills in all or almost all 	<p>This field is available and required when Exit Rating is selected on the Child Outcomes Summary Rating Information editor.</p> <p>Ad hoc Inquiries: Student > Learner Planning > Learner Plans > Indicator 7 > Taking Appropriate Action to Meet Needs > outcome3ExitRating (ndIndicator7Needs.outcome3ExitRating)</p>

Field	Description everyday situations.	Validation
Sources of Information <i>*Required</i>	A description of the sources of information for the exit rating.	*This field is available and required when Exit Rating is selected on the Child Outcomes Summary Rating Information editor.
Supporting Evidence <i>*Required</i>	A description of the supporting evidence for the exit rating.	*This field is available and required when Exit Rating is selected on the Child Outcomes Summary Rating Information editor.
3b. Has the child shown any new skills or behaviors related to taking appropriate action to meet needs since the last outcomes summary? <i>*Required</i>	Options are Yes or No.	*This field is available and required when Exit Rating is selected on the Child Outcomes Summary Rating Information editor. Ad hoc Inquiries: Student > Learner Planning > Learner Plans > Indicator 7 > Taking Appropriate Action to Meet Needs > outcome3NewSkillsBehaviors (ndIndicator7Needs.outcome3NewSkillsBehaviors)