

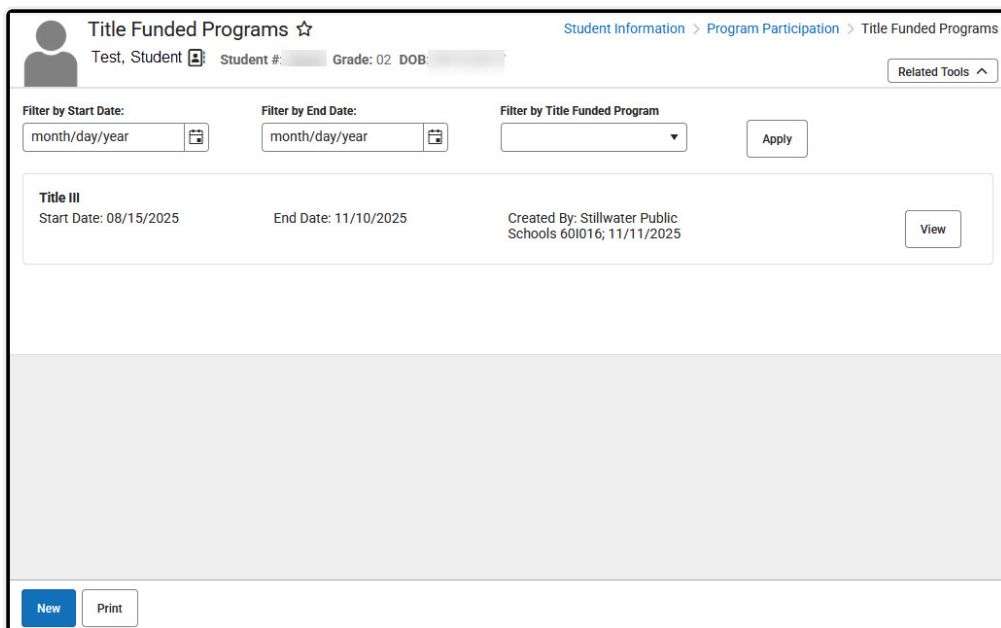
Title Funded Programs (Oklahoma)

Last Modified on 01/07/2026 7:56 am CST

Tool Search: Title Funded Programs

The Title Funded Programs tool allows users to track data for Title Funded programs. The list of Title Funded Programs can be filtered by Start Date, End Date, or Program. A report of Title Funded programs can also be generated by clicking Print.

The information below is specific to Oklahoma.



The screenshot shows the 'Title Funded Programs' tool interface. At the top, there is a header with a user profile icon, the title 'Title Funded Programs' with a star, and a breadcrumb trail: 'Student Information > Program Participation > Title Funded Programs'. Below the header, there are fields for 'Test, Student ID', 'Student #', 'Grade: 02', and 'DOB'. A 'Related Tools' link is on the right. The main section has three filters: 'Filter by Start Date' (with a date picker), 'Filter by End Date' (with a date picker), and 'Filter by Title Funded Program' (with a dropdown menu). An 'Apply' button is to the right of the dropdown. Below the filters, there is a table with one row showing 'Title III' with 'Start Date: 08/15/2025', 'End Date: 11/10/2025', and 'Created By: Stillwater Public Schools 601016; 11/11/2025'. A 'View' button is to the right of the table. At the bottom left, there are 'New' and 'Print' buttons.


Title Funded Programs

Title III Program Records

Title III program information is reported in the SIF StudentParticipation object.


Note the following:

- The [Federal/State Program Updater](#) tool can be used to import Title III Program information.
- [Combine Person](#) functionality is supported with the Title III Programs.
- Records transfer with the [National Records Exchange](#) is supported with Title III Programs.
- Ad Hoc functionality is enabled.


Title Funded Programs ☆

[Student Information](#) > [Program Participation](#) > [Title Funded Programs](#)

Student #: Grade: DOB:

 Open Tr



Related Tools ^

Census Information

To update read only fields, please go to Census->People->Identities

Home Primary	eng: English
Language:	No Data Available
Date Entered US:	No Data Available
Date Entered US School:	No Data Available
Date Entered State	US: United States
School:	
Birth Country:	

Title III

Program Placement Date: **(Required)** month/day/year 
Program Exit Date: month/day/year 

Program Exit Reason:

Comments:
Maximum 255 characters

District Defined Elements

Save Cancel

Title III Program

Title III Editor Field Descriptions:

Field	Description	Database Field
Census Information	Census Information is read-only. Census fields can be updated at Census > People > Identities.	N/A
Program Placement Date <i>(Required)</i>	The date the student entered the Title III program.	Title3.startDate
Program Exit Date	The date the student exited the Title III program.	Title3.endDate
Program Exit Reason	The reason the student left the Title III program.	Title3.exitReason

Field	Description	Database Field
Comments	Comments related to the student's Title III program record.	Title3.comments
District Defined Elements	Elements that have been created by the district for the program.	

Enter a Title III Program Record:

Overlapping records are not allowed.

1. Click the **New** icon.
2. Select **Title III** from the side panel.
3. In the Program Information editor, enter the **Program Placement Date**, indicating the date the student was added to the Title III Program.
4. If needed, enter the **Program Exit Date** to indicate the date the student exited the program.
5. If needed, select the **Program Exit Reason**.
6. Enter any **Comments** for the student in the program.
7. District Defined Elements can be added, if desired.
8. Click the **Save** icon when finished. The new record displays in the Title Funded Programs editor.

Print Record Summary

1. Select **Print**
2. Choose the **program type** to generate a summary report.
3. A PDF summary report generates for the selected program type and student.