



# Activity Registration



Last Modified on 10/13/2025 4:30 pm CDT

The Activity History feature allows staff with appropriate permissions to view a student's Activity History, eliminating the need to use Ad Hoc reports or navigate individual Activity Rosters.


**Activity Registration** ☆

[Student Information](#) > [General](#) > [Activity Registration](#)

**Bolander, Brady M**

**Student #:** 035460039
 **Grade:** 09
 **DOB:** 10/12/2010
 **Counselor:** Joy Counselor

 HS Graduation
  Computer Science

**Activity History**

**Timeframe:**  

Previous

Current

Upcoming

All

**Activity Search:**

REGISTERED ACTIVITY INFORMATION	FORMS	DOCUMENTS	OPTION SELECTED
<b>Wrestling</b> Activity Dates: 11/17/2025 - 03/21/2026	<b>Required Forms</b> <a href="#">Parent-Student Contract 2-25</a> <div>IN PROGRESS</div>	<b>Optional Uploads</b> Physical Form <div>UPLOAD OPTIONAL</div>	<b>Wrestling</b>
<b>Jazz 2</b> Activity Dates: 10/20/2025 - 05/30/2026	<b>Required Forms</b> <a href="#">Activities Parent Agreement 2/25</a> <div>IN PROGRESS</div>		<b>Jazz 2</b>

**Activity Registration**

[Ad Hoc Letters](#)

[Alternate ID Lookup](#)

[Assessment](#)

[Athletics](#)

[Attendance](#)

[Behavior](#)

[Blended Learning Group Assignments](#)

[Contact Log](#)

[Credit Summary](#)

[Enrollments](#)

Related Tools

## View Activity History

1. Select Activity Registration from Student Information > General > Activity Registration.
2. Choose a student from the Student Search.
3. Use the Timeframe and Activity Search filters to view a specific activity in the student's Activity History.