Review Data Certification Event Status and Details (State Edition)

Last Modified on 09/05/2025 11:20 am CDT

Tool Search: Event Management

Data Certification tools are only available in State Editions of Campus that have purchased the Campus Data Suite.

Prerequisites

- To review school and district event statuses, the event must be published to the districts/schools and the certification window must be open or was open prior to the current date.

Users must have at least Read tool rights to the Event Management tool in order to review event details.

Reviewing Event Statuses and Details

Click the **View** button within the Event Management tool to review the status and details of any data certification events.

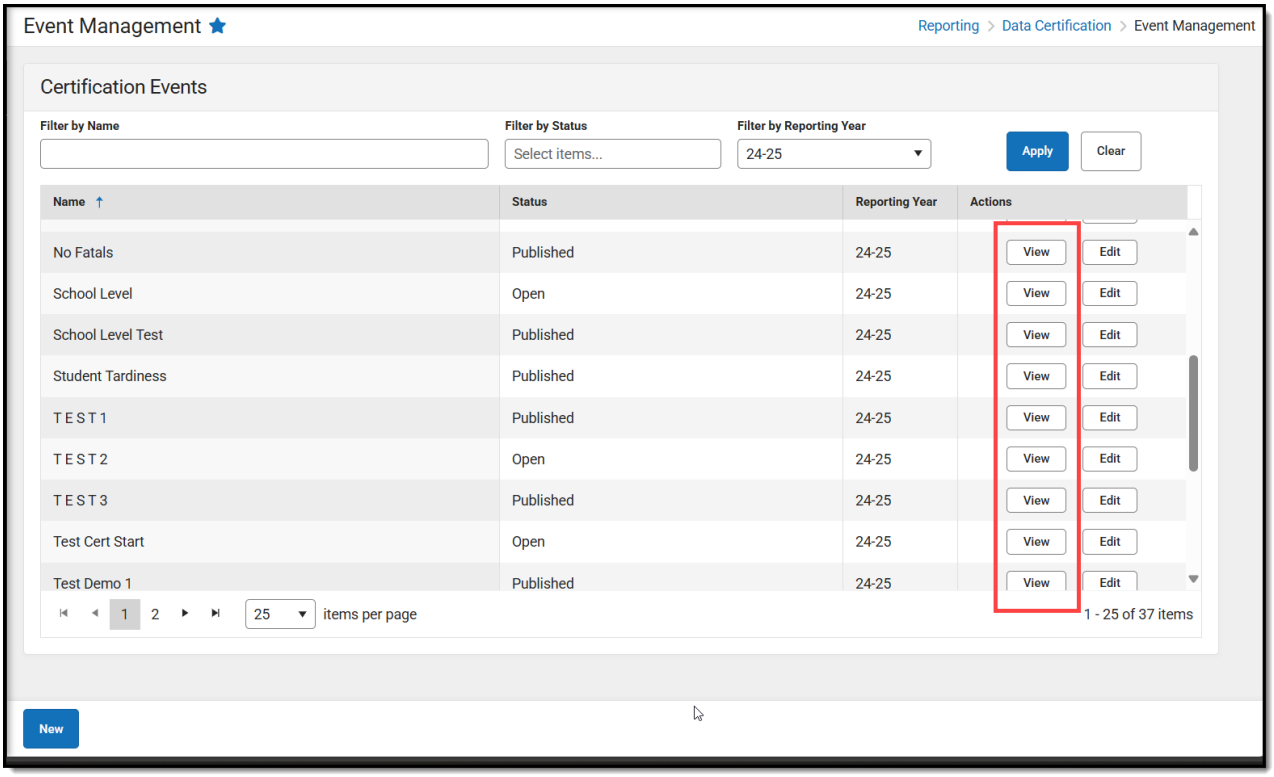

Once selected, the Event Viewer will appear, providing details about the event. See the table below for more information about each section:

Section	Description

Section	Description
Event Details	This section displays the event name, start and end date, certification level, description, reporting year, category, and status. Districts/schools can only certify the event between the Certification Opens and Event End Date window. **Event Details** **Event Name**: Student Tardiness **Reporting Year**: 24-25 **Status**: Published **Event Start Date**: 07/22/2025 **Event End Date**: 07/31/2025 **Certification Level**: District **Data Certification Category**: Full Year Attendance **Event Description**: This event will be used to validate the accuracy of student tardiness information. The table below explains each possible status: **Value** / **Definition** / **Visiblity** **Unpublished** / New event - The user selected Save in the final step. / Event not visible to Districts **Published** / New event - The user selected Save & Publish in the final step. / Event visible to Districts **Unpublished Changes** / Existing Event - The user edited steps 1-3 and selected Save in the final step. / Original event visible to Districts - changes not visible to Districts **Closed** / The event has been closed. / Event not visible to Districts
Datamart View Information	This section displays the view table information after a snapshot has been taken at either the state or district/school level. **Datamart View Information** **Snapshot data can be found utilizing the following datamart views:** DATA VALIDATION RULE NAME / SQL VIEW NAME DROPOUT List / v_DataCertSS_FullSS_71_1138 DROPOUT Count / v_DataCertSS_FullSS_71_1139 DROPOUT Re-Enrolled / v_DataCertSS_FullSS_71_1140 DROPOUT Re-Enrolled, Same Year / v_DataCertSS_FullSS_71_1141

Section	Description
Data Link Details	This section displays any external links (such as a URL to an outside of Campus dataset), and a report of the Data Validation Group associated with the event. **Data Link Details** DATA VALIDATION GROUP: End of Year Attendance Certification ACTION: Run Report **External Links** N/A
Event Admin Details	This section displays all state-level staff members tied to the event via the Certification Category and details their role, status, and State Staff ID. **Event Admin Details** NAME: Principal, Jennifer; ROLE: Certifier; STATUS: Active; STAFF STATE ID: NAME: Person, Nicole; ROLE: Certifier; STATUS: Active; STAFF STATE ID: NAME: Teacher, Justin; ROLE: Certifier; STATUS: Active; STAFF STATE ID:

Section	Description
State Snapshot Information	This section allows you to run Data Validation Rules against any data that is in the snapshot datamart. 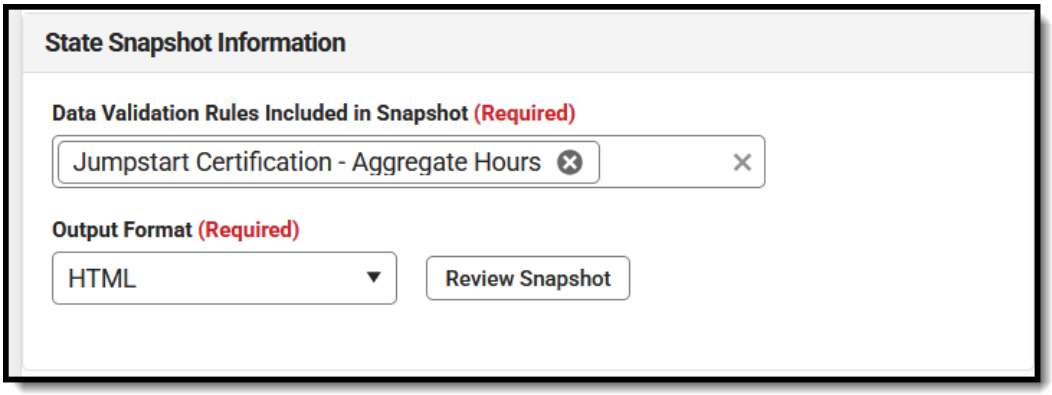
Scheduled Snapshot History	This section will show any completed or scheduled data snapshot (including scheduled cleanup snapshots). You can also view which districts were included in previously run snapshots. 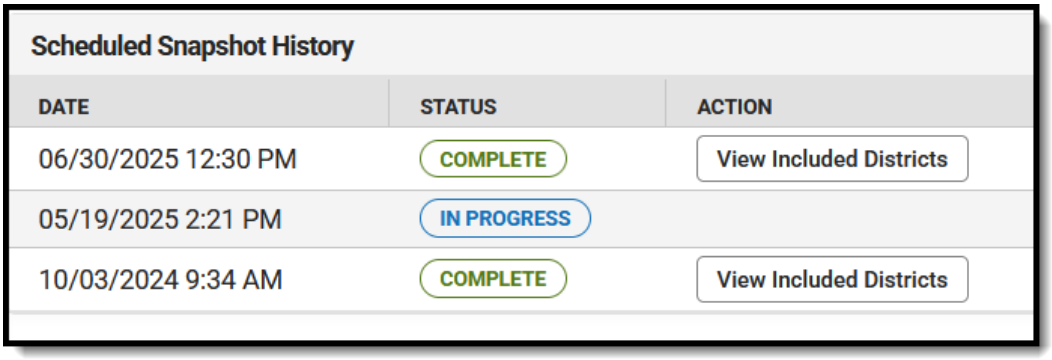

Section	Description
Certification Status	This section details the progress of all participants in the event, including their district/school name, number, progress, status, snapshot date, and, within a specific school or district, the certification status per user, snapshots run, and the ability to override the certification due date for a specific user. 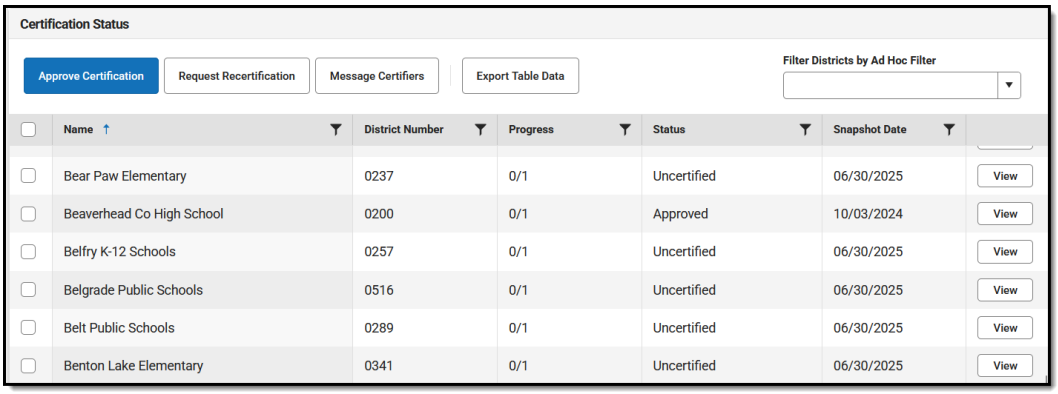 The table below explains each possible status:

Value	Definition
Approved	State user approved the district/school certification
Recertification Requested	Recertification request has been sent to the district by the state
Certified	District/school completed their certification, and it's waiting on state approval
Uncertified	The district/school has not completed its certification

Generate a Report of District Event Statuses and Membership

Tool Search: Event Report

You can also use the Event Report to review a district(s) status and membership for a specific event. See the Generate a Report of Data Certification Event Statuses article for more information.

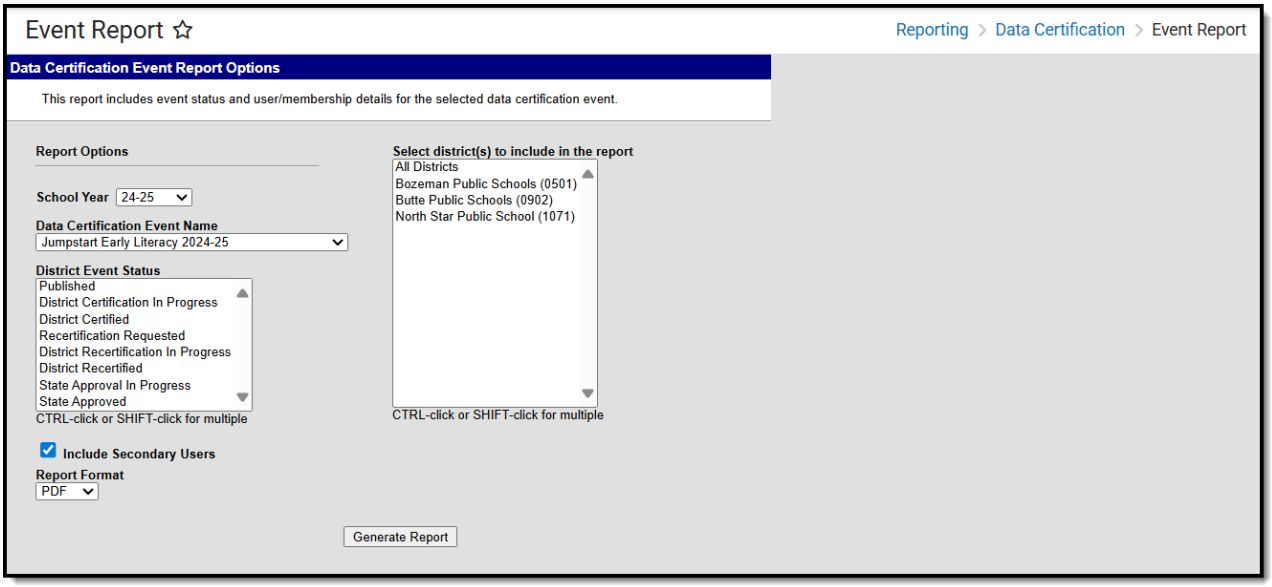

Next Steps

- Once districts begin to certify their data for an event, you need to review and approve their certification.
- Use the Data Certification Event Workflow (State Edition) article for help on what you should do next.