

Academic and Graduation Programs (State Edition)

Last Modified on 04/07/2026 3:04 pm CDT

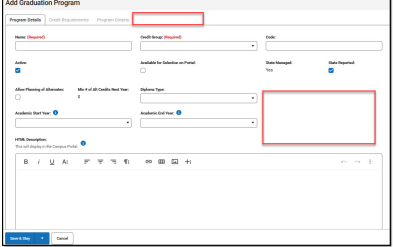
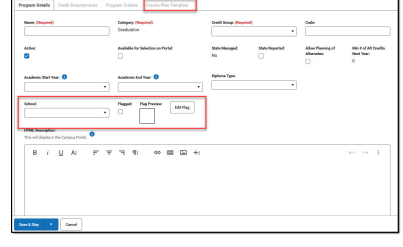
Tool Search: Academic and Graduation Programs

The **State Edition Academic and Graduation Programs** tool gives State Edition Users (e.g. Curriculum Directors) more functional options to manage their State Academic/Graduation Plans and publish them to districts. These options facilitate standardization of plans for students in a state.

This tool is currently only available in North Carolina.

State Edition View vs. District Edition View

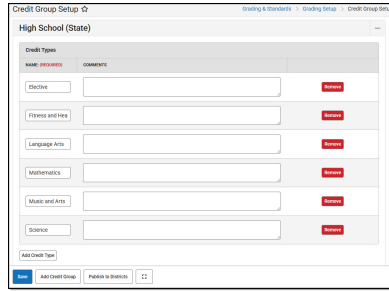
The tools at the State and District level have similar capabilities, with the following exceptions:

When creating new programs...	State Edition View	District Edition View
<ul style="list-style-type: none"> Users creating programs at the State level do not see the School and Flagged fields in Program Details. Users creating programs at the State level do not currently see the Course Plan Template tab 		

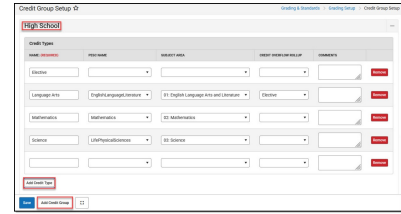
When creating new programs...

- Credit Groups have to be created at the State Level for Academic and Graduation Programs
- District Level users have to map their credit types to State Defined credit types in order to use State Level Academic and Graduation Programs. (Districts cannot assign a program to a student if mapping is not properly completed.)

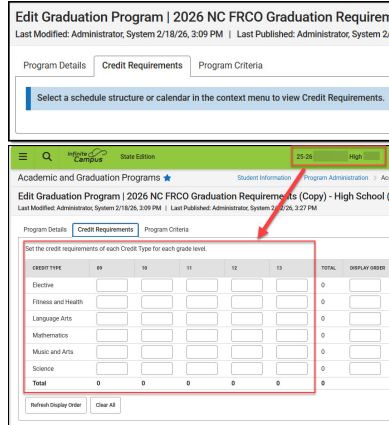
State Edition View



District Edition View



- To set Credit Requirements at the State level, a school must be selected from the context menu.
- Selecting any school displays the Credit Requirements grid, along with the State grade levels.
- Credit Requirements set at the State level translate to local credit groups and types based on the District's mapping.



After a State Managed Program has been published to Districts:

Users at the District level...

- **Cannot** change information on any tabs for a Program pushed down from the State (accessibility features will let non-sighted users know when a field is read-only)
- **Cannot** populate School and Flagged fields in Programs pushed down from the State
- **Cannot** change compound requirements set by the State
- **Can** see and populate the Course Plan Template tab on Programs pushed down from the State

District View

Edit Graduation Program | QA Grad Only Course and Test Req - HS
Last Modified: Wofsy, Mirey 5/20/25, 1:54 PM | Last Published: State Managed 6/13/25, 10:10 AM

Program Details | Credits Requirements | Program Criteria | Course Plan Template

Modifying a Graduation Program (Academic Start Year, Academic End Year, Active, or School) after students have been assigned may affect student participation in the program.

Name (Required) QA Grad Only Course and Test Req	Category (Required) Graduation	Credit Group (Required) HS	Code
Active Yes	Available for Selection on Portal Yes	State-Managed Yes	State Reported Yes
Academic Start Year	Academic End Year	Allow Planning of Alternates No	Min # of Alt Credits Next Year 0
School	Flagged No	Flag Pending <input type="checkbox"/>	

HTML Description
This will display in the Campus Portal.

Cancel

- See "State Managed" in the summary information indicating when a State Managed program was published or modified.

Graduation Programs **District Managed**

Showing 1 out of 22 Programs

BHS Grad | HS ACTIVE Last Modified: Administrator, System 10/1/25, 10:23 AM >

Graduation Programs **State Managed**

Showing 1 out of 22 Programs

QA Grad Only Course and Test Req | HS ACTIVE Last Modified: State Managed 5/20/25, 1:54 PM | Last Published: State Managed 6/13/25, 10:10 AM >

Users at the District level...

- Verify that Credit Groups and Types are properly aligned and mapped.

District View

1 | Course Requirement

State Code(s): 2109%, 2209%, 2309%

Minimum Credits: (Required) 3.000

Minimum GPA: [dropdown]

Evaluate Credits From: High School (State) - Credit ...

Limit to Credit Type: [dropdown]

Scheduling Priority: Recommended:

Suggested Grade: [dropdown]

Preview Course List

Pathway Level: [dropdown]

Remove

2 | Course Requirement

State Code(s): 2401%, 2403%, 2409%, 2A00%, 2A01%, 2A03%, 2A04%, 2C01%, 2C02%, 2C03%, 2C04%, 2C05%, 2C06%, 2C07%, 2C11%, 2C12%

Minimum Credits: (Required) 1.000

Minimum GPA: [dropdown]

Evaluate Credits From: High School (State) - Credit ...

Limit to Credit Type: [dropdown]

Scheduling Priority: Recommended:

Suggested Grade: [dropdown]

Preview Course List

Pathway Level: [dropdown]

Remove

New Requirement

See the [Academic and Graduation Programs Tool Rights](#) and [Course Management Tool Rights](#) articles for information on rights needed to use this tool.

State Managed Academic and Graduation Programs

Create State Managed Program

- See the core articles detailing how to [Add an Academic Program](#), [Add a Graduation Program](#), and [Manage Existing Programs](#) for instructions regarding how to create and maintain these programs.
- State level users will not see the **Course Plan Template** tab. State Managed programs will not include Course Plan Template information.

Publish to Districts

Publish to Districts allows the State to publish programs to all or to selected districts.

The screenshot shows the 'Academic and Graduation Programs' interface. A 'Filter' button is highlighted in red. Below it, a 'Graduation' button is selected. A 'Publish to Districts' button is also highlighted in red. The modal window shows a notification: 'A detailed notification will be sent to the Message Center for all District Edition users with the appropriate tool rights.' Below this, it says 'Select the districts to publish the following program records to.' A list of districts is shown: 'County Schools' and 'Charter School'. An 'Export to Excel' button is also visible. At the bottom of the modal, a 'Publish' button is highlighted in red. The table below shows the following data:

Program Name	Last Published Info	Last Published...
2025 Graduation Program	Last Published: Administrator, System 3/18/26, 8:25 AM	County Schools
2020 Graduation Requirements	Last Published: Administrator, System 3/17/26, 1:03 PM	All Districts

1. Use the **Filter** options to select specific programs to publish.
2. Select **Publish to Districts**
3. Select the **District(s)** to which you wish to publish. Select **All Districts** to publish to all districts.
4. Select **Publish** to publish the selected programs to all districts.
5. A notification will be sent to the **Message Center** for District Edition users with appropriate tool rights.
6. The **Export to Excel** button generates an Excel file listing all the programs that were selected to publish, along with the header information (Program Name, Last Published Info, Last Published Districts).
7. Note that you may use **Filter** options to filter programs *displayed* in Publish to Districts, but this does not filter what publishes or exports to Excel. All the programs *chosen* on the Academic and Graduation Programs screen will Publish and Export to Excel.

Publish History

Publish History allows State users to view or generate an excel spreadsheet detailing when and to which district(s) the selected program has been published.

The screenshot shows the 'Academic and Graduation Programs' interface. The main form is titled 'Edit Graduation Program | 2025 Graduation Program - HS'. It includes tabs for 'Program Details', 'Credit Requirements', and 'Program Criteria'. A warning message states: 'Modifying a Graduation Program (Academic Start Year, Academic End Year, Active, or School) after students have been assigned may affect students' participation in the program.' The form fields include: Name (2025 Graduation Program), Credit Group (HS), Code (2025), Active (checked), Available for Selection on Portal (checked), State Managed (Yes), State Reported (checked), Allow Planning of Alternates (unchecked), Min # of Alt Credits Next Year (0), Diploma Type (FRC: Future Ready Core), Academic Start Year, Academic End Year, and a 'Flagged' checkbox (checked). At the bottom of the form are buttons for 'Save & Stay', 'Delete', 'Copy', 'Cancel', and 'Publish History'. A modal window titled 'Publish History - 2025 Graduation Program' is overlaid on the bottom right. It features an 'Export to Excel' button and a table with the following data:

District Number	District Name	Publish Date
19B	Charter School	3/18/26, 8:29 AM by System Administrator
090	County Schools	3/18/26, 8:25 AM by System Administrator

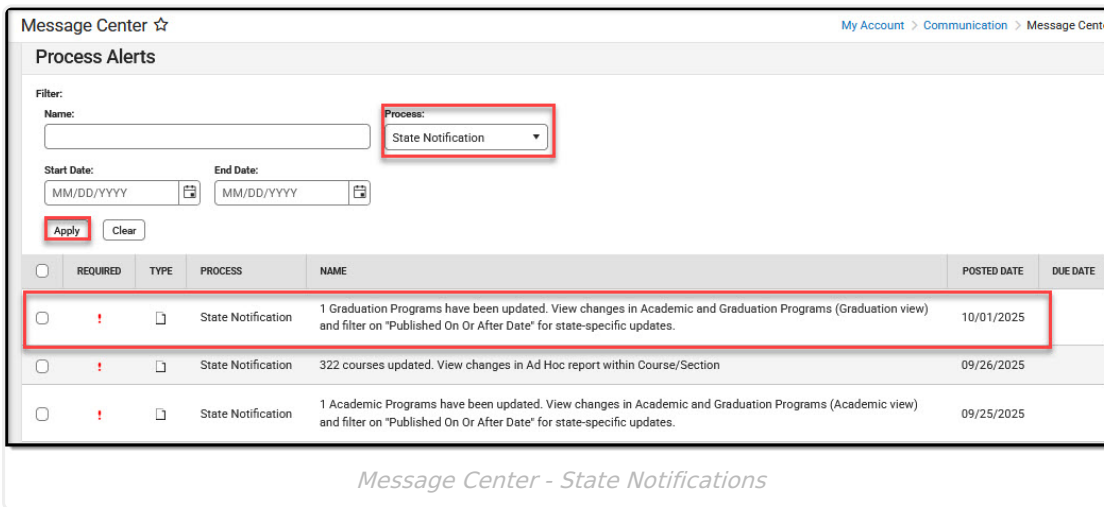
The modal also includes a pagination bar showing '1 - 2 of 2 items' and a 'Close' button.

1. Select an **Academic** or **Graduation** program.
2. Select **Publish History**.
3. State users may:
 - **View** the program's Publish History
 - **Filter** the information displayed by District Number, District Name, and/or Publish Date
 - **Export** the Publish History to an Excel file. Note that filtering the display does not filter the Publish History information that is exported.

Message Center - District Edition Users

When programs are published to districts, a notification is sent to the Message Center at District Edition. A quartz job runs overnight and sends the message to the District Edition users who have appropriate tool rights. District users will need tool rights to [Academic and Graduation Programs](#) as well as [Course Management](#) if they are to get Message Center messages about updates.

The notification is considered a State Notification and looks similar to this. Navigate to the Academic and Graduation Programs tool, then filter by published date to find and review the program(s) that changed.



Message Center ☆ My Account > Communication > Message Center

Process Alerts

Filter:

Name:

Process: State Notification ▼

Start Date:

End Date:

Apply

<input type="checkbox"/>	REQUIRED	TYPE	PROCESS	NAME	POSTED DATE	DUE DATE
<input type="checkbox"/>	!	<input type="checkbox"/>	State Notification	1 Graduation Programs have been updated. View changes in Academic and Graduation Programs (Graduation view) and filter on "Published On Or After Date" for state-specific updates.	10/01/2025	
<input type="checkbox"/>	!	<input type="checkbox"/>	State Notification	322 courses updated. View changes in Ad Hoc report within Course/Section	09/26/2025	
<input type="checkbox"/>	!	<input type="checkbox"/>	State Notification	1 Academic Programs have been updated. View changes in Academic and Graduation Programs (Academic view) and filter on "Published On Or After Date" for state-specific updates.	09/25/2025	

Message Center - State Notifications

State Edition Credit Groups

Users at the State Level can choose to create Credit Groups and publish them to districts. In order to use Programs that the State publishes down to District level, districts will need to map their local credit types to the state credit types. See the [Credit Groups](#) article for more information.

Things To Remember:

-
- Deleting a credit group at the state level deletes the **mapping** at the district level.
- Publishing an updated group/type from state to district updates the district group/type mapping.
- Districts will not be able to delete a credit group that is in use (transcripts, etc.)
- Credit Group setup needs to match between the state and district in order for credit calculations to work.