

Health Administration Tool Rights

Last Modified on 12/14/2025 8:45 pm CST

Typically, [Health Administration](#) tools are set up once and rarely require updates. Very few people other than a System Administrator or Health Administrator should need access to them.

This article groups related Health Administration tools together and explains how/where the information they define or describe is used.

For more information about these tools, see the articles in the [Health Administration](#) category.

Conditions and Treatments

[Condition Setup](#) | [Referring Provider Setup](#) | [Treatment Setup](#) | [Available Tool Rights for Conditions and Treatments](#)

Health Office Staff can record students' health conditions and any treatments associated with them in Campus. Treatments given for a student's health condition can be documented in Campus. The Condition Setup, Referring Provider Setup, and Treatment Setup tools define the elements that are used to add this kind of information to student health records. See the [Condition Setup](#) and [Treatment Setup](#) articles for more information.

Condition Setup

Condition Setup is used to define health conditions that can be associated with students in Campus. Typically this list is populated when a district implements Campus and there's rarely any need to change it other than inactivating conditions that won't be used or marking them to allow flagging of the conditions for students that have them. See the [Condition Setup](#) article for more information.

Condition Setup ☆ Student Information > Health Administration > Condition Setup

 Save
  Delete
  New

HealthConditionList Editor		
Group	Code	Description
	I71.3	Abdominal aortic aneurysm, ruptured
	I71.4	Abdominal aortic aneurysm, without rupture
	R14.0	Abdominal distension (gaseous)
	O99.810	Abnormal glucose complicating pregnancy
	R25.0	Abnormal head movements
	R29.2	Abnormal reflex
	R63.5	Abnormal weight gain
	R63.4	Abnormal weight loss
	K00.2	Abnormalities of size and form of teeth
	P55.1	ABO isoimmunization of newborn

HealthConditionList Detail			
Active	Allow Flag	*Code	Type
<input checked="" type="checkbox"/>	<input checked="" type="checkbox"/>	I71.3	
*Description			
Abdominal aortic aneurysm, ruptured			
Group			
<div></div>			

Student Information > Health Administration > Condition Setup

Referring Provider Setup

This tool can be used to define providers of medical services that can then be added to a student's Conditions information. See the [Referring Provider](#) article for more information.

Referring Provider Setup ☆ Student Information > Health Administration > Referring Provider Setup

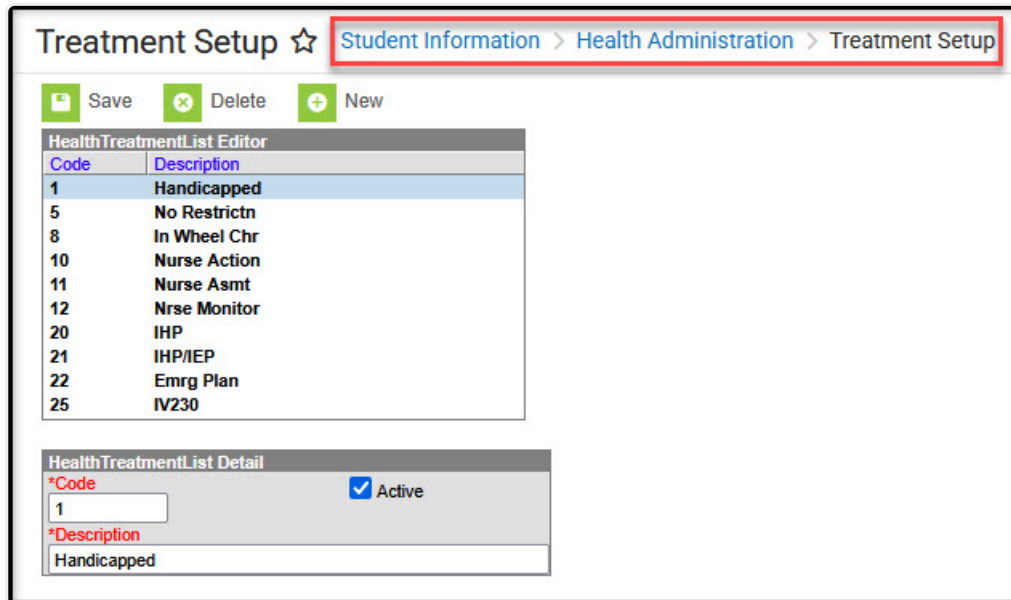
 Save
  Delete
  New

Providers List	Provider Detail
Name	Link to Person
	Nurse, Two
	*Name
	Nurse, Two
	Agency
	Address
	City
	State
	Zip
	Phone
	() - x
	Active
	<input type="checkbox"/>
	NPI Number
	NPI Enum Date
	Credential Suffix
	Primary Taxonomy

Student Information > Health Administration > Referring Provider

Treatment Setup

Health Office Staff can attach Treatments to student Conditions to indicate how the condition is being addressed. If these treatments are administered in school, those instances can be tracked as well. See the [Treatment Setup](#) article for more information.



Student Information > Health Administration > Treatment Setup

Available Tool Rights for Conditions and Treatments

Condition Setup

R	W	A	D
Access and view existing conditions	Modify existing conditions.	Add new conditions	Permanently delete conditions.

Referring Provider Setup

R	W	A	D
Access and view referring provider records.	Modify existing provider records.	Add new referring provider records.	Permanently delete referring provider records..

Treatment List

R	W	A	D
Access and view existing treatments.	Modify existing treatments.	Add new treatments	Permanently delete treatments.

Immunizations

[Compliance Label Setup](#) | [Vaccine Exemption Setup](#) | [Vaccine Setup](#) | [Available Tool Rights for Immunizations](#)

Typically, Vaccine Setup information is added to Campus per state guidelines and is not changed by district or school users. State requirements for exemptions and compliance labels may vary. See the [Compliance Labels](#), [Vaccine Exemptions](#), and [Vaccine Setup](#) articles for more information.

Compliance Label Setup

Compliance labels are used to indicate whether a student is compliant or non-compliant for an immunization.

Compliance Label Setup ☆

Student Information > Health Administration > Compliance Label Setup

New

Immunization Compliance Label Editor

Name	Seq	Non-Compliant
Compliant	1	
Non-compliant	2	X
In Grace Period	3	
No Requirement	4	

Student Information > Health Administration > Compliance Label Setup

Vaccine Exemption Setup

This tool is used to define the types of vaccine exemptions that can be assigned and select the vaccinations to which they apply.

Vaccine Exemption Setup ☆

[Student Information](#) > [Health Administration](#) > Vaccine Exemption Setup

Save Delete New

Vaccine Exemption Editor

Code	Name	Start Date	End Date
M	Medical Exempt		
L	Lab Conf		
H	Hx/Dis		
A	Allergy		
S	Historical		
P	Personal Waiver		

Vaccine Exemption Detail

*Code	*Name	Seq	Start Date	End Date
M	Medical Exempt			

Require Expires Date

☐

Vaccines

- ☒ Diphtheria-tetanus-pertussis, combined [DTaP, DTP]
- ☒ Tetanus-diphtheria [Td]
- ☐ Tetanus, Diphtheria and Acellular Pertussis [Tdap]
- ☐ Polio [IPV, OPV]
- ☒ Measles-Mumps Rubella [MMR]
- ☐ COVID (Other 2 Dose)
- ☒ Hep B
- ☒ Haemophilus Influenza, type B [Hib]
- ☐ Hepatitis B - 3 Dose [Hep B - 3 Dose]
- ☐ Varicella
- ☐ Hib 3 dose series
- ☐ Meningococcal
- ☐ Meningococcal(MenACWY)
- ☐ Haemophilus influenza, type B [Hib]
- ☒ Hepatitis A [Hep A]
- ☐ Pneumococcal (PPV)
- ☐ Pneumococcal (PCV)
- ☐ Tuberculosis [BCG]
- ☒ Hep B 2
- ☐ Influenza
- ☐ Measles-Mumps-Rubella-Varicella [MMRV]
- ☒ Polio [IPV]
- ☒ Polio [OPV]
- ☐ Diphtheria and Tetanus [DT]
- ☒ Measles
- ☒ Mumps
- ☒ Rubella

Student Information > Health Administration > Vaccine Exemption Setup

Vaccine Setup

Typically, vaccine compliance rules are defined for schools/districts and cannot be changed. Requirements can vary by state.

Vaccine Setup ☆

Student Information > Health Administration > Vaccine Setup

+ New Vaccine

Vaccines & Immunization Compliance

- Diphtheria-tetanus-pertussis, combined [DTaP, DTP] (code: DTaP-DTP)
 - under 3 mos - No Requirement
 - State Grades:None
 - under 5 mos - Compliant
 - under 7 mos - Compliant
 - under 19 mos - Compliant
 - under 60 mos - Compliant
 - EC, PK - 4 shots - Compliant
 - KG - 5 shots - Compliant
 - KG - 4 shots - Compliant
 - KG - 1 or 2 doses - In Grace Period
 - KG - 3 dose - In Grace Period
 - KG - Non-compliant
 - 60 <= age < 84 - 5 shots - Compliant
 - 60 <= age < 84 - 4 shots - Compliant
 - 60 <= age < 84 1 dose - In Grace Period
 - 60 <= age < 84 2 doses - In Grace Period
 - 60 <= age < 84 3 dose - In Grace Period
 - 60 <= age < 84 - Non-compliant
 - Grade 1-12 5 doses - Compliant
 - Grade 1-12 4 doses - Compliant

Student Information > Health Administration > Vaccine Setup

Available Tool Rights for Immunizations

Compliance Label Setup

R	W	A	D
Access and view existing compliance labels.	Modify existing compliance labels.	Add new compliance labels.	Permanently delete compliance labels.

Vaccine Exemptions

R	W	A	D
Access and view existing vaccine exemptions.	Modify existing vaccine exemptions.	Add new vaccine exemptions.	Permanently delete vaccine exemptions.

Vaccine Setup

R	W	A	D
Access and view existing vaccines	Modify existing vaccines.	Add new vaccines.	Permanently delete vaccines.

Office Visits

[Health Complaint Type Setup](#) | [Observation Type Setup](#) | [Intervention Type Setup](#) | [Health Discharge Type Setup](#) | [Available Tool Rights for Office Visits](#)

When capturing student Health Office Visits, the following are used as part of the workflow:

- **Complaint** describes why the student is in the health office.
- **Observation** describes the symptoms or other manifestations staff observe in relation to the student complaint.
- **Intervention** describes actions taken to address the student complaint
- **Discharge** specifies where the student went when they left the health office.

See the [Health Complaint Type](#), [Observation Type](#), [Intervention Type](#), and [Health Discharge Type](#) articles for more information.

Health Complaint Type Setup

This tool is used to define reasons why a student would come to the Health Office. Complaints can be linked to Observation and Intervention Types.

Health Complaint Type Setup ☆ [Student Information](#) > [Health Administration](#) > [Health Complaint Type Setup](#)

Save Delete New

Health Complaint Type Editor

Name

- Abdominal Pain
- Allergic reaction
- Asthma attack
- Back or Neck Injury
- Bleeding
- Bruise
- Burn
- Choking
- Circulatory Concern
- Cognitive Concern
- Communicable Disease Concern
- Dehydration
- Depression
- Dermatological Concern
- Diabetic Concern
- Ear injury
- Family/Social Concern
- Foreign Object
- Gastrointestinal Concern
- General discomfort

Complaint Type Detail

The observation and intervention types below will link to this complaint. If you wish for this complaint to remain unlinked, click the X next to each observation and intervention type.

*Name Active

Observation Types

X [Dropdown]

Add Observation Type

Intervention Types

X [Dropdown]

Add Intervention Type

Health Complaint Type Setup

Observation Type Setup

Observation Types help health staff assess a student's complaint.

Observation Type Setup ☆

[Student Information](#) > [Health Administration](#) > Observation Type Setup

+ New Observation Type

Health Observation Types

- [-] Abdominal Issues (4 Items)
 - [-] Diarrhea
 - [-] Nausea
 - [-] Sharp pain on right side
 - [-] Vomiting
- [+] Abrasion (5 Items)
- [+] Activity level (4 Items) - Unlinked
- [+] Asthma (5 Items)
- [+] Bleeding (4 Items)
- [+] Circulatory (1 Items) - Unlinked
- [+] Communication (1 Items) - Unlinked
- [+] Cough (4 Items)
- [+] Cut (2 Items) - Unlinked
- [+] Cut (2 Items) - Unlinked
- [+] Deformity (1 Items) - Unlinked
- [+] Headache (6 Items)
- [+] Hearing/Ear (4 Items) - Unlinked
- [+] Hives (4 Items)
- [+] Hygiene (8 Items) - Unlinked
- [+] Infestation (4 Items)
- [+] Joint Pain (4 Items)
- [+] Level of Consciousness (7 Items)
- [+] Mental State (1 Items) - Unlinked
- [+] Muscle Cramps (3 Items)
- [+] Oral condition (1 Items) - Unlinked
- [+] Orientation (1 Items)
- [+] Pain (5 Items)
- [+] Peak Flow (1 Items)

Observation Type Setup

Intervention Type Setup

Intervention Types describe what was done to address a student's health complaint.

Intervention Type Setup ☆
[Student Information](#) > [Health Administration](#) > [Intervention Type Setup](#)

+ New Intervention Type

Health Intervention Types

- [-] Activate EMS Plan (4 Items)
 - Begin CPR
 - Call 911
 - Monitor ABCs
 - Use AED
- + Apply salve (1 Items)
- + Asthma Care (4 Items)
- + Bandage (5 Items)
- + Bladder/Bowel Cleanup (3 Items)
- + Counseling (7 Items)
- + Dental Care (7 Items) - Unlinked
- + Develop Care Plan (4 Items)
- + Diabetic Care (8 Items)
- + Emergency (4 Items)
- + Eye Care (5 Items) - Unlinked
- + First Aid (6 Items)
- + Fluid Intake (3 Items)
- + Foreign Object (1 Items)
- + Give fluids (4 Items)
- + Headaches (4 Items)
- + Hot/Cold Pack (4 Items)
- + Lice Check (4 Items) - Unlinked
- + Medical Check (1 Items) - Unlinked
- + Medication Administration (6 Items)
- + Observe and Recheck (1 Items) - Unlinked
- + Personal Care (1 Items) - Unlinked
- + Provide Education (1 Items)
- + Remove stinger (1 Items)

Intervention Type Setup

Health Discharge Type Setup

Health Discharge Types describe where a student went when they left the health office.

Health Discharge Type Setup ☆ [Student Information](#) > [Health Administration](#) > [Health Discharge Type Setup](#)

Save Delete New

Health Discharge Type Editor

Name

Ambulance Called

Back to class

Called Parent

EMS

Left school for medical referral

Left school for other referral

Referred to Specialist

Returned to Class

Sent home

Sent to case manager

Sent to Counselor

Sent to other staff

Sent with police

Discharge Type Detail

*Name Active

Ambulance Called ☒

Health Discharge Type Setup

Available Tool Rights for Office Visits

Health Complaint Type Setup

R	W	A	D
Access and view existing complaint types.	Modify existing complaint types.	Add new complaint types.	Permanently delete complaint types.

Observation Type Setup

R	W	A	D
Access and view existing observation types.	Modify existing observation types.	Add new observation types.	Permanently delete observation types.

Intervention Type Setup

R	W	A	D
Access and view existing intervention types.	Modify existing intervention types.	Add new intervention types.	Permanently delete intervention types.

Health Discharge Type Setup

R	W	A	D
Access and view existing health office discharge options.	Modify existing health office discharge types.	Add new health discharge types.	Permanently delete health office discharge types.

Medications

[Medication Form Setup](#) | [Medication Name Setup](#) | [Available Tool Rights for Medications](#)

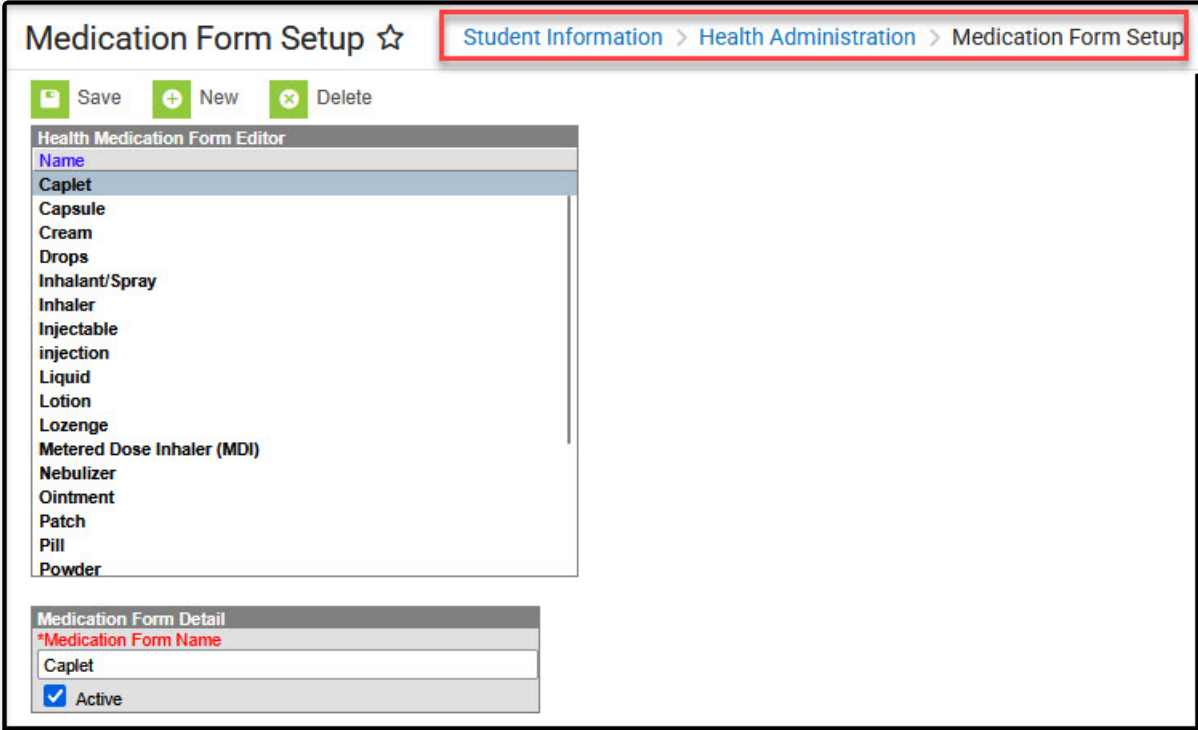
These tools define details used when recording medication information for students.

- Medication Form describes the physical form of the medicine, for example, caplet, cream or patch.
- Medication Name is the actual name of the medicine.

See the [Medication Form](#) and [Medication Name](#) articles for more information.

Medication Form Setup

This tool is used to describe the physical forms of medicines, for example, caplet, cream or patch. See the [Medication Form](#) article for more information.



Medication Form Setup ☆ Student Information > Health Administration > Medication Form Setup

Save New Delete

Health Medication Form Editor

- Name
- Caplet
- Capsule
- Cream
- Drops
- Inhalant/Spray
- Inhaler
- Injectable
- injection
- Liquid
- Lotion
- Lozenge
- Metered Dose Inhaler (MDI)
- Nebulizer
- Ointment
- Patch
- Pill
- Powder

Medication Form Detail

*Medication Form Name

Caplet

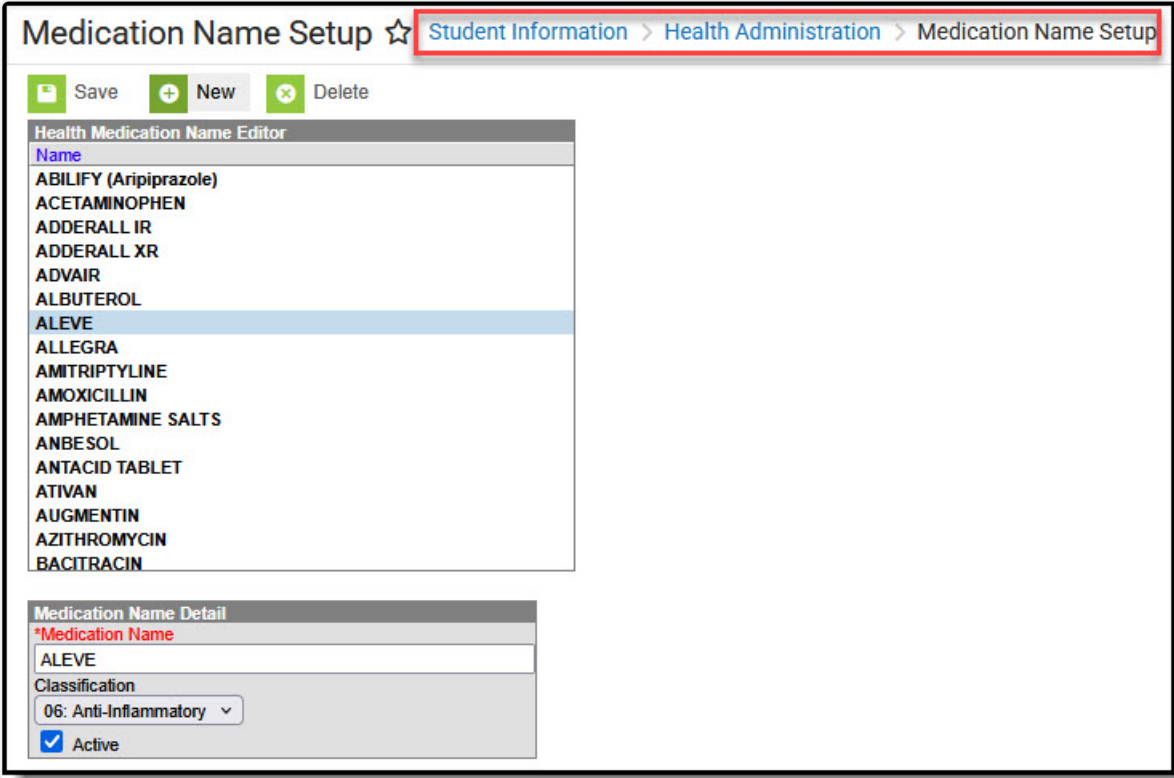
☒ Active

Medication Form Setup

Medication Name Setup

This tool is used to add medicines that might be given to students in school. See the [Medication](#)

[Name](#) article for more information.



Medication Name Setup

Student Information > Health Administration > Medication Name Setup

Save New Delete

Health Medication Name Editor

Name

ABILIFY (Aripiprazole)
ACETAMINOPHEN
ADDERALL IR
ADDERALL XR
ADVAIR
ALBUTEROL
ALEVE
ALLEGRA
AMITRIPTYLINE
AMOXICILLIN
AMPHETAMINE SALTS
ANBESOL
ANTACID TABLET
ATIVAN
AUGMENTIN
AZITHROMYCIN
BACITRACIN

Medication Name Detail

*Medication Name

ALEVE

Classification

06: Anti-Inflammatory

☒ Active

Medication Name Setup

Available Tool Rights for Medications

Medication Form Setup

R	W	A	D
Access and view existing medication forms.	Modify existing medication forms.	Add new medication forms.	Permanently delete medication forms.

Medication Name Setup

R	W	A	D
Access and view existing medication names.	Modify existing medication names.	Add new medication names.	Permanently delete medication names.

Suggested Tool Rights Groups

Typically, only System Administrators or Health Administrators would need access to these tools.

