


SIF Person Data (SIF Unity)

Last Modified on 06/12/2026 8:35 am CDT

Tool Search: SIF Person Data


The SIF Person Object Viewer tool allows you to view the json output of a student for specific SIF objects depending on the Configuration. This tool is useful for reviewing student SIF object data and troubleshooting specific SIF records that may be sending erroneous data or causing errors on the receiving end.


SIF Unity tools are only available for SIF v3.X or higher.



SIF Person Data ☆

Census > People > SIF Person Data

 Student #:

 DOB:

Related Tools ^

SIF Unity Object Viewer

Instructions

This tool displays records that are currently in Campus for the selected SIF Object and configuration.

Note:
SIF Person Data Tool only displays person related objects and the SIF Unity Object Viewer displays both person and non-person related objects.
Export to CSV and JSON become active after results have been generated.
Person Object Viewer and Object Viewer have the ability to resync objects after results have been generated.

Follow the link to visit [SIF Unity](#)

Options

Select a School Year *

Select a Configuration *

Select a SIF Object *

SIF Person Data

See the [SIF Person Data Tool Rights](#) article for information on available tool rights.

Page 1

Prerequisites

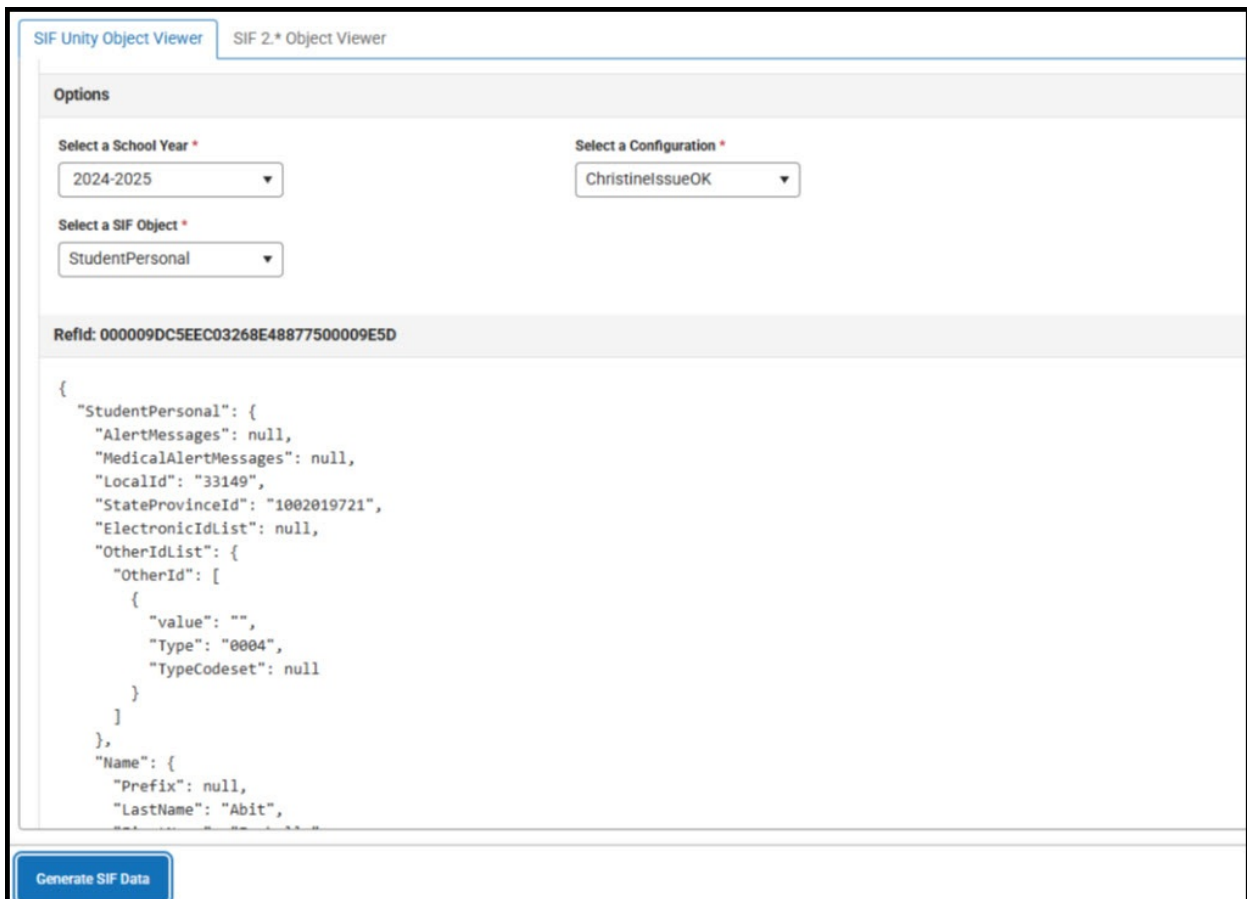
- A valid [SIF Unity Configuration](#) must be enabled.

Compare Data in Ed-Fi and Infinite Campus

View the Student's SIF Object Data

To generate a view of the json for a specific SIF object:

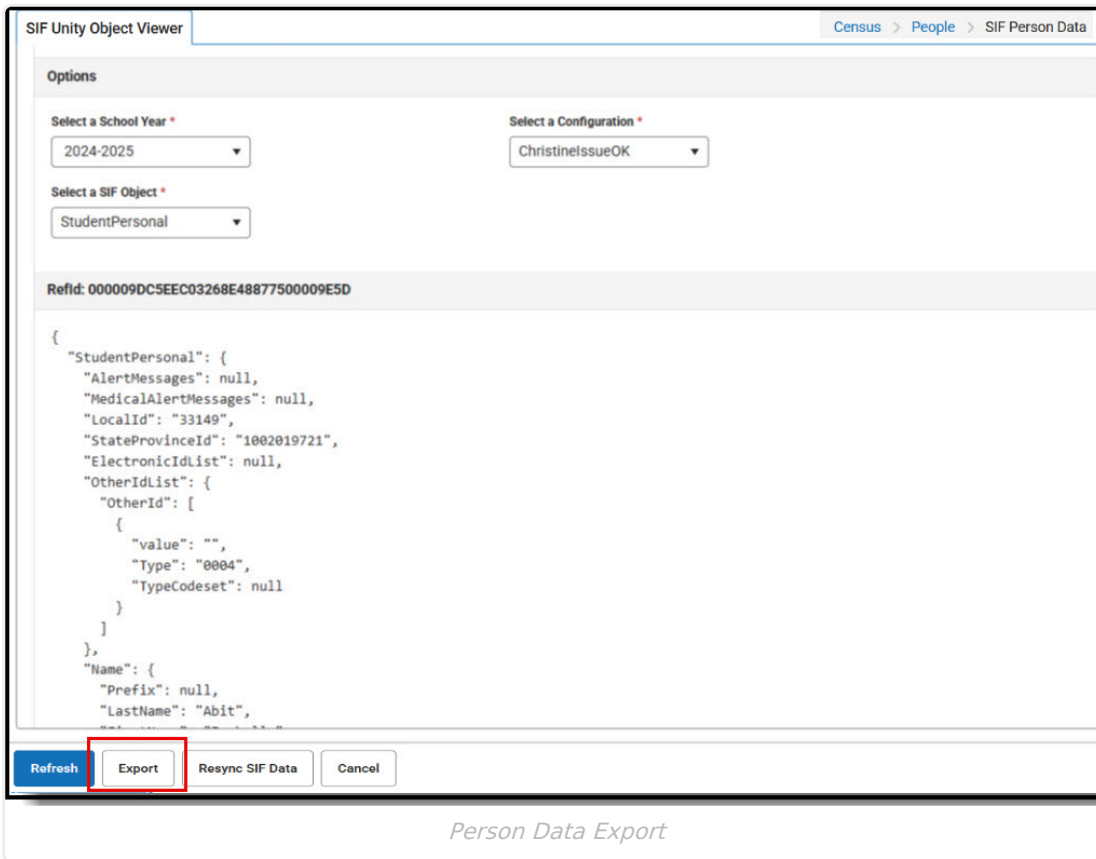
1. Select the **School Year**. This defaults to the latest available year.
2. Select the **Configuration**.
3. Select the **SIF Object**. Only Objects that have either 'Respond to Requests' or 'Publish Events' rights for the selected Configuration will appear. Only person-related objects are available. For non-person related objects, use the [SIF Object Viewer tool](#).
4. Click the **Generate SIF Data** button. The json for the object will appear below.



The screenshot shows the 'SIF Unity Object Viewer' interface. It has two tabs: 'SIF Unity Object Viewer' (active) and 'SIF 2.* Object Viewer'. Under the 'Options' section, there are three dropdown menus: 'Select a School Year *' (set to 2024-2025), 'Select a Configuration *' (set to ChristineIssueOK), and 'Select a SIF Object *' (set to StudentPersonal). Below these is a 'Refid: 000009DC5EEC03268E48877500009E5D'. The main area displays a JSON object for 'StudentPersonal' with fields like 'AlertMessages', 'MedicalAlertMessages', 'LocalId', 'StateProvinceId', 'ElectronicIdList', and 'OtherIdList'. At the bottom left, there is a blue button labeled 'Generate SIF Data'.

Export Results

Once results have been generated, they can be exported in JSON or CSV format.



The screenshot shows the 'SIF Unity Object Viewer' interface. At the top right, there is a breadcrumb trail: 'Census > People > SIF Person Data'. Below this is an 'Options' section with three dropdown menus: 'Select a School Year *' (set to '2024-2025'), 'Select a Configuration *' (set to 'ChristineIssueOK'), and 'Select a SIF Object *' (set to 'StudentPersonal'). Below the options is a 'RefId: 000009DC5EEC03268E4887750009E5D'. The main area displays a JSON object representing the SIF data. At the bottom, there are four buttons: 'Refresh', 'Export' (highlighted with a red box), 'Resync SIF Data', and 'Cancel'. Below the interface, the text 'Person Data Export' is displayed.

Resync SIF Data

Objects can also be resynced after results have been generated in the SIF Person Data tool.

SIF Unity Object Viewer Census > People > SIF Person Data

Options

Select a School Year * Select a Configuration *

2024-2025 ChristineissueOK

Select a SIF Object *

StudentPersonal

Refid: 00009DC5EEC03268E48877500009E5D

```
{
  "StudentPersonal": {
    "AlertMessages": null,
    "MedicalAlertMessages": null,
    "LocalId": "33149",
    "StateProvinceId": "1002019721",
    "ElectronicIdList": null,
    "OtherIdList": {
      "OtherId": [
        {
          "value": "",
          "Type": "0004",
          "TypeCodeset": null
        }
      ]
    },
  },
  "Name": {
    "Prefix": null,
    "LastName": "Abit",
  },
}
```

Refresh Export Resync SIF Data Cancel

Person Data Resync