

Career and Technical Education (CTE) (Delaware)

Last Modified on 06/23/2025 1:36 pm CDT

[Program Information Fields](#) | [State Defined Elements](#) | [Certificate Information](#) | [Organization Information](#)


Tool Search: Career and Technical Education (CTE)


The CTE tool tracks student participation in Career and Technical Education courses and aids in the monitoring of student progress towards program completion.

See the [Career and Technical Education \(CTE\)](#) article for information on necessary tool rights, available Ad hoc fields, and guidance on adding and printing records.

Program Information Fields

Use the Program Information fields to enter information on the CTE program the student is pursuing.



Career and Technical Education (CTE) ☆

 Student #:
Grade: 10 DOB: 01/09/2008

Program Information


Start Date *

month/day/year



End Date

month/day/year



Program Status

CTE Pathway

Career Cluster

Special Population

Education Facility

Hours

▲ ▼

Comments

Maximum 255 characters

Delaware CTE Program Information

Start Date

Indicates the date the student was added to the CTE Program.

▶ [Click here to expand...](#)

Database Location:

CareerTechnicalEducation.startDate

Ad Hoc Inquiries:

Student > Learner > Career and Technical Education (CTE) > Career and Technical Education (CTE) > careerTechEd.startDate

End Date

Indicates the date the student left or completed the CTE Program.

▶ [Click here to expand...](#)

Database Location:

CareerTechnicalEducation.endDate

Ad Hoc Inquiries:

Student > Learner > Career and Technical Education (CTE) > Career and Technical Education (CTE) > careerTechEd.endDate

Program Status

Indicates the status of the CTE program.

▶ [Click here to expand...](#)

Database Location:

CareerTechnicalEducation.programStatus

Ad Hoc Inquiries:

Student > Learner > Career and Technical Education (CTE) > Career and Technical Education (CTE) > careerTechEd.programStatus

CTE Pathway (Program of Study)

A CTE Pathway is an education pathway that provides students with the academic, technical, and occupational knowledge and skills needed to prepare for careers in their areas of interest. This is referred to as **Program of Study** in Delaware.

▶ [Click here to expand...](#)

Database Location:

CareerTechnicalEducation.ctePathway

Ad Hoc Inquiries:

Student > Learner > Career and Technical Education (CTE) > Career and Technical Education (CTE) > careerTechEd.ctepathway

Career Cluster

A Career Cluster represents major groupings of similar occupations and industries within the U.S. job market. Each Career Cluster provides students with an overview of career options and an understanding of the broad industry. Use this option to indicate the career cluster for the student.

[Click here to expand...](#)

Database Location:

CareerTechnicalEducation.careerCluster

Ad Hoc Inquiries:

Student > Learner > Career and Technical Education (CTE) > Career and Technical Education (CTE) > careerTechEd.careerCluster

Special Population

Special Populations may include individuals with disabilities, individuals in economically disadvantaged circumstances, individuals preparing for nontraditional fields, single parents, or persons in other groups defined under the Strengthening Career and Technical Education for the 21st Century Act (Perkins V).

[Click here to expand...](#)

Code	Description	Definition
01	Non-traditional Career Preparations	Non-traditional learners are defined in Perkins V as learners who are enrolled in CTE programs that are preparing them for career fields that are non-traditional for them for career fields that are non-traditional for their gender, meaning that individuals from one gender comprise less than 25% of those employed in that occupation or field.
02	Single Parent	CTE student is a single parent. This includes pregnant women.
03	Displaced Homemaker	CTE Student who has been caring for a home or family without remuneration and is reliant on income from another family member who is no longer available.

Database Location:

CareerTechnicalEducation.specialPopulation

Ad Hoc Inquiries:

Student > Learner > Career and Technical Education (CTE) > Career and Technical Education (CTE) > careerTechEd.specialPopulation

Education Facility

Indicates the location at which the CTE Program is taking place.

▶ [Click here to expand...](#)

Database Location:

CareerTechnicalEducation.educationFacility

Ad Hoc Inquiries:

Student > Learner > Career and Technical Education (CTE) > Career and Technical Education (CTE) > careerTechEd.educationFacility

Hours

This field provides a place to enter hours associated with student CTE records.

▶ [Click here to expand...](#)

Database Location:

CareerTechnicalEducation.hours

Ad Hoc Inquiries:

Student > Learner > Career and Technical Education (CTE) > Career and Technical Education (CTE) > careerTechEd.hours

State Defined Elements

State Defined Elements allow a state to determine specific fields to include in a student's CTE record.

State Defined Elements

Local Articulation

Delaware CTE State Defined Elements

Local Articulation

Articulation is the process of evaluating courses to determine whether coursework completed at a high school or Regional Occupational Centers and Programs (ROCP) will meet the requirements at a community college for the purpose of advanced placement or credit-by-exam units. Use the Local Articulation field to determine if the CTE course meets these requirements.

▶ [Click here to expand...](#)

Database Location:

CareerTechnicalEducation.localArticulation

Ad Hoc Inquiries:

Student > Learner > Career and Technical Education (CTE) > Career and Technical Education (CTE) > careerTechEd.localArticulation

Certificate Information

Certificate Information allows users to enter any certificates, credentials, or associate degrees earned by the student through CTE programs in which they participated.

Certificate Information

Certificate(s)/ Credentials/ Associate Degree(s)

Administered Date

Credential Status

Other Certificate(s) / Credentials / Associate Degree(s)

Maximum 255 characters

Remove

At least one of Certificate(s)/ Credentials/ Associate Degree(s), Credential Status, or Other Certificate(s) / Credentials / Associate Degree(s) is required

Click Add if you need to enter certificate information.

Add

Delaware CTE Certificate Information Editor

Certificate(s)/Credentials/Associate Degree(s)

Use this field to record any certificates, credentials, or associate degrees earned through the CTE

program.

[▶ Click here to expand...](#)

Database Location:

CareerTechnicalEducation.CertCredentialDegree

Ad Hoc Inquiries:

Student > Learner > Career and Technical Education (CTE) > Career and Technical Education (CTE) > careerTechEd.CertCredentialDegree

Administered Date

Use this field to enter the date on which the certificate, credential, or degree was received.

[▶ Click here to expand...](#)

Database Location:

CareerTechnicalEducation.administeredDate

Ad Hoc Inquiries:

Student > Learner > Career and Technical Education (CTE) > Career and Technical Education (CTE) > careerTechEd.administeredDate

Credential Status

Use the Credential Status field to determine if the student has earned their credential, has failed to earn their credential, or is currently working toward earning their credential.

[▶ Click here to expand...](#)

Database Location:

CareerTechnicalEducation.credentialStatus

Ad Hoc Inquiries:

Student > Learner > Career and Technical Education (CTE) > Career and Technical Education (CTE) > careerTechEd.credentialStatus

Other Certificate(s)/Credentials/Associate Degree(s)

Use this field to enter additional information about certificates, credentials, and associate degrees.

[▶ Click here to expand...](#)

Database Location:

CareerTechnicalEducation.otherCertCredentialDegree

Ad Hoc Inquiries:

Student > Learner > Career and Technical Education (CTE) > Career and Technical Education (CTE) > careerTechEd.otherCertCredentialDegree

Organization Information

The Organization Information fields allow users to enter information on any student organizations the student is a part of that align with the CTE program in which they are enrolled.

Organization Information

Student Organization

Start Date

End Date

Student Organization Member ID

Student Organization Charter ID

Remove

At least one of Student Organization, Student Organization Member ID or Student Organization Charter ID is required

Click Add if you need to enter organization information.

Add

Delaware CTE Organization Information Editor

Student Organization

This droplist provides a list of student organizations that may be aligned to a CTE Program.

[▶ Click here to expand...](#)

Database Location:

CareerTechnicalEducation.studentOrganization

Ad Hoc Inquiries:

Student > Learner > Career and Technical Education (CTE) > Career and Technical Education (CTE) > careerTechEd.studentOrganization

Start Date

Use the start Date field to enter the date on which the student joined this organization.

[▶ Click here to expand...](#)

Database Location:

CareerTechnicalEducation.organizationStartDate

Ad Hoc Inquiries:

Student > Learner > Career and Technical Education (CTE) > Career and Technical Education (CTE) > careerTechEd.organizationStartDate

End Date

The End Date is used to enter the date on which the student stopped participating in the organization.

▶ [Click here to expand...](#)

Database Location:

CareerTechnicalEducation.organizationEndDate

Ad Hoc Inquiries:

Student > Learner > Career and Technical Education (CTE) > Career and Technical Education (CTE) > careerTechEd.organizationEndDate

Student Organization Member ID

Enter the Student Organization member ID, if needed.

▶ [Click here to expand...](#)

Database Location:

CareerTechnicalEducation.studentOrganizationMemberID

Ad Hoc Inquiries:

Student > Learner > Career and Technical Education (CTE) > Career and Technical Education (CTE) > careerTechEd.studentOrganizationMemberID

Student Organization Charter ID

If necessary, enter the Student Organization Charter ID.

▶ [Click here to expand...](#)

Database Location:

CareerTechnicalEducation.studentOrganizationCharterID

Ad Hoc Inquiries:

Student > Learner > Career and Technical Education (CTE) > Career and Technical Education

(CTE) > careerTechEd.studentOrganizationCharterID
