

Dual Language Immersion (DLI)

Last Modified on 10/21/2024 8:21 am CDT

Last Updated 02/24


[Add a Dual Language Immersion Record](#) | [Edit a Dual Language Immersion Record](#) | [Dual Language Immersion \(DLI\) Ad hoc Fields](#) | [Dual Language Immersion \(DLI\) Detail Editor](#) | [Tool Rights](#) |

Tool Search: Dual Language Immersion (DLI)


The Dual Language Immersion tool is used to manage records used to track and report data for students who are participating in language immersion programs. This includes information and results for DLI assessments stored in Campus. See the [Assessment Center - Test Detail](#) article for information on how to create an assessment aligned to DLI: Dual Language.

Schools in states using this tool should follow state guidelines regarding who should be added to this program and how data is to be collected and reported. Fields vary by state. Please see your state's [State Tools](#) articles for more information on DLI procedures in your state.

The screenshot shows the 'Dual Language Immersion (DLI)' record editor. At the top, there is a breadcrumb trail: 'Student Information > State Programs > Dual Language Immersion (DLI)'. The record is for a student named 'Abegg, Emma' with student ID '181000001' and DOB '09/30/2016'. A 'Related Tools' button is visible in the top right. Below this, there is a 'School Year' dropdown menu. The main record area contains the following fields: 'Start Date: 02/14/2024', 'End Date:', 'Program Status: Dual Language Immersion', 'Immersion Language: Spanish', 'Exit Reason:', and 'Created By: Plainview Schools 100; 02/14/2024'. At the bottom left, there are 'New' and 'Print' buttons. The interface is titled 'Dual Language Immersion Editor' at the bottom.



Dual Language Immersion (DLI) ☆


Abegg, Emma  Student #: 181000001 DOB: 09/30/2016

[Student Information](#) > [State Programs](#) > [Dual Language Immersion \(DLI\)](#)


[Related Tools](#) ^

Program Information

Start Date *

End Date

Program Status


Immersion Language

Exit Reason

Comments

Maximum 255 characters

Language Immersion Assessments

 District Assessment DLI

District Assessment DLI Scores

Date: 02/14/2024 Result: 123

Dual Language Immersion - Program Information

Use the [Federal/State Program Updater](#) to import existing DLI records for students or to update records for multiple students.

Add a Dual Language Immersion Record

A student may only have one active DLI record at any given time. Overlapping records are not allowed.

1. Click **New**.
2. A **Start Date** must be entered in order to save the record.
3. Follow your local practices for entering or selecting information in the remaining fields. Refer to the **Dual Language Immersion (DLI) Detail Editor table** in this article for more information about these fields.
4. Use the **Comments** field to enter other information per local practices.

- Note that if results have been entered for this student for an assessment aligned to DLI: Dual Language, those results will appear under **Language Immersion Assessments**. This information is read-only.
- Click **Save** when finished.

States that use this tool may add fields to meet their specific data capture needs. Districts may use the District Defined Elements area to add fields such as check boxes, comments and droplists to capture district-based DLI data.

Edit a Dual Language Immersion Record

- Select the record you wish to edit from the editor.
- Add or update information as needed.
- If the student is leaving or completing the program, enter an **End Date** and an **Exit Reason** per local practices.
- Click **Save** when finished.

Dual Language Immersion (DLI) Ad hoc Fields

The screenshot displays the 'Select categories & fields' interface. At the top, there is a 'Filter By' dropdown set to 'state', with 'Search' and 'Clear' buttons. Below this is the 'All Fields' section, which is a tree view of available fields. The tree is expanded to show the 'Dual Language Immersion' category, which includes fields such as dliID, personID, dliGUID, modifiedByID, modifiedDate, dliYear, languageCode, assessmentDate, endDate, startDate, districtID, and createdDate. On the right side, the 'Selected Fields' list contains the following fields: dli.dliID, dli.personID, dli.dliGUID, dli.modifiedByID, dli.modifiedDate, dli.dliYear, dli.languageCode, dli.assessmentDate, dli.endDate, dli.startDate, dli.districtID, dli.createdDate, dli.programStatus, dli.exitReason, and dli.comments. A '<---' button is located between the two panels.

DLI Ad Hoc Fields

Dual Language Immersion (DLI) Detail Editor

The DLI tool includes the following fields. Field names and available selections vary by state.

Field	Description	Ad hoc Fields
Start Date <i>Required</i>	Indicates the date the student entered the DLI program. Dates can be entered in mm/dd/yy or use the calendar icon to select a date.	dli.startDate
End Date	Indicates the date the student exited the DLI program.	dli.endDate
Program Status	By default, the name of the program. Additional selections may vary by state.	dli.programStatus
Immersion Language	The language the student studied while in the DLI program. This list is determined by the state and cannot be changed.	dli.languageCode
Exit Reason	Indicates the reason the student left the program.	dli.exitReason
Comments	Text box with a 255 character limit where comments may be entered.	dli.comments
Created By	Displays in the Editor. Autogenerated name of district, date and timestamp indicating who created the entry. For State Edition customers, displays the state if the state created the entry.	
Modified By	Displays in the Detail Editor. Indicates the person who last saved the selected record.	
State Defined Elements	<ul style="list-style-type: none"> States may specify fields to include as a component within a student's DLI record. These fields WILL NOT display in the DLI Editor. Users must select an individual record from the editor to view details. Users will not see the header for this section until State Reporting fields are entered for a state. 	

Field	Description	Ad hoc Fields
District Defined Elements	<ul style="list-style-type: none"> • Districts may use Custom Attribute to define elements that will be part of a student's DLI Record. • These fields WILL NOT display in the DLI Editor. Users must select an individual record from the editor to view details. • Users will not see the header for this section until District Defined fields are added for this tool. 	
Language Immersion Assessment Information	<p>A READ-ONLY view of a student's assessments with the 'Assessment Type' labeled as 'DLI: Dual Language'</p> <ul style="list-style-type: none"> • At the SE level, assessments (in the assessments tab and within the DLI program record) will only display if the assessment was CREATED at the SE level and then pushed down to the DE level. • Once a user at the DE level enters a score for a student (and save the assessment) it will sync back to the SE. • At the DE level, users can create assessments and score students with those created at the DE level, and the assessment WILL display within the student's DLI program record. However, those DE assessments WILL NOT sync back to the SE for those scores to be viewable at the SE level (either in the assessment tab or the DLI program record). 	

Tool Rights

Full access to the Dual Language Immersion tool requires **RWAD**.

Read - Access and view DLI records.

Write - Modify existing DLI records.

Add - Add new DLI records.

Delete - Delete DLI records.

For more information about Tool Rights and how they function, see the [Tool Rights](#) article.

