

Hall Monitor Grid

Last Modified on 03/11/2024 8:47 am CDT

The Scanning toolset is part of the [Campus Workflow Suite](#).






Searching for a Student

Tool Search: Hall Monitor Grid

The Hall Monitor Grid displays all students within the school that have a current hall pass. This includes the student's name, picture, pass location, and the remaining time for the hall pass. Once a pass is beyond the set duration, the time remaining will be red and begin to go negative in minutes/seconds.

After selecting a student, users will be taken to the [Student Hall Pass Lookup](#), where they can edit existing hall passes or create new ones.

Hall Monitor Grid ☆ Attendance Office > Scanning > Hall Monitor Grid

<p>Stacie Crown</p>  <p>Help Desk 3m 51s</p>	<p>Shae Dawson</p>  <p>Locker 4m 35s</p>	<p>Christopher Cutter</p>  <p>Bathroom 4m 51s</p>	<p>Koda Andersen</p>  <p>Library 7m 56s</p>	<p>Kallum Chamberlaine</p>  <p>Library 8m 31s</p>
--	--	---	---	--

Read - View Hall Monitor Grid.

Write - N/A

Add - N/A






Delete - N/A

For more information about Tool Rights and how they function, see the [Tool Rights](#) article.

Searching for a Student

The search button at the bottom part of the screen can be used to open the student search to view a student's hall pass using the Student Hall Pass Lookup.

Hall Monitor Grid ☆ Attendance Office > Scanning > Hall Monitor Grid

<p>Stacie Crown</p>  <p>Help Desk 3m 51s</p>	<p>Shae Dawson</p>  <p>Locker 4m 35s</p>	<p>Christopher Cutter</p>  <p>Bathroom 4m 51s</p>	<p>Koda Andersen</p>  <p>Library 7m 56s</p>	<p>Kallum Chamberlaine</p>  <p>Library 8m 31s</p>
---	---	--	---	--