

# Pregnant and Parenting

Last Modified on 05/21/2024 2:05 pm CDT

Last Updated 02/24

[Add a Pregnant and Parenting Record](#) | [Pregnant and Parenting Detail Editor](#) | [Tool Rights](#) |


Tool Search: Pregnant and Parenting

The Pregnant and Parenting tool tracks students who are pregnant and/or are a parent and are receiving related services. Programming is available for both mothers and fathers.


Schools in states using this tool should follow state guidelines regarding who should be added to this program and how data is to be collected and reported. Localized fields may exist for your state. Please see your state's [State Tools](#) articles for more information on procedures in your state.



The screenshot displays the 'Pregnant And Parenting' tool interface. At the top, it shows the title 'Pregnant And Parenting' with a star icon and a breadcrumb trail: 'Student Information > State Programs > Pregnant And Parenting'. Below this, a student profile is shown for 'Atwood, Nadia L.' with a student ID of 131900011, grade 11, and a date of birth of 05/12/2006. The student is associated with 'NHS' and 'Fashion Design & Textile Art'. A 'Related Tools' dropdown menu is visible on the right. The main section features a 'School Year' dropdown menu set to '23-24'. Below this, a table-like structure displays program details: 'Start Date: 01/02/2024', 'End Date:' (empty), 'Program Status: Pregnant And Parenting', and 'Created By: Plainview Schools 100; 01/17/2024'. At the bottom of the interface, there are three buttons: 'New', 'Documents', and 'Print'.

*Pregnant and Parenting Editor*



**Pregnant And Parenting** ☆

Atwood, Nadia L  Student #: 131900011 Grade: 11 DOB: 05/12/2006


 NHS  Fashion Design & Textile Art

[Student Information](#) > [State Programs](#) > Pregnant And Parenting


Related Tools ^

**Program Information**

**Start Date \***

**End Date**

**Program Status**

1: Pregnant And Parenting ▼

**Comments**  
Maximum 255 characters

Modified By: Administrator, Demo 01/17/2024

**District Defined Elements**

Save
Cancel
Delete

*Pregnant and Parenting Detail Editor*

Use the [Federal/State Program Updater](#) to import existing Pregnant and Parenting records for students or to update records for multiple students.

## Add a Pregnant and Parenting Record

A student may only have one active Pregnant and Parenting record at any given time. Overlapping records are not allowed.

1. Click **New**.
2. Enter a **Start Date** of when the student began participation in a Pregnant and Parenting program.
3. Select the appropriate **Program** for this student.
4. Enter any **Comments** needed for this record.
5. Click **Save** when finished.

States that use this tool may add fields to meet their specific data capture needs. Districts may use the District Defined Elements area to add fields such as check boxes, comments and droplists

to capture district-based Pregnant and Parenting data.

## Pregnant and Parenting Detail Editor

The Pregnant and Parenting tool includes the following fields. Field names and available selections vary by state.

Field	Description	Ad hoc Fields
<b>Start Date</b> <i>Required</i>	Indicates the date the student entered the Pregnant and Parenting program. Dates can be entered in mm/dd/yy or use the calendar icon to select a date.	pregnantandParenting.startDate
<b>End Date</b>	Indicates the date the student exited the Pregnant and Parenting program.	pregnantandparenting.endDate
<b>Program Status</b>	By default, the name of the program.	pregnantandParenting.programStatus
<b>Comments</b>	Text box with a 255 character limit where comments may be entered.	pregnantandParenting.comments
<b>Created By</b>	Displays in the Editor. Autogenerated name of district, date and timestamp indicating who created the entry. For State Edition customers, displays the state if the state created the entry.	
<b>Modified By</b>	Displays in the Detail Editor. Indicates the person who last saved the selected record.	

## Tool Rights

Full access to the Pregnant and Parenting tool requires **RWAD**.

**Read** - Access and view Pregnant and Parenting records.

**Write** - Modify existing Pregnant and Parenting records.

**Add** - Add new Pregnant and Parenting records.

**Delete** - Delete Pregnant and Parenting records.

For more information about Tool Rights and how they function, see the [Tool Rights](#) article.

