

# Resource Preferences (Vermont v3.6)

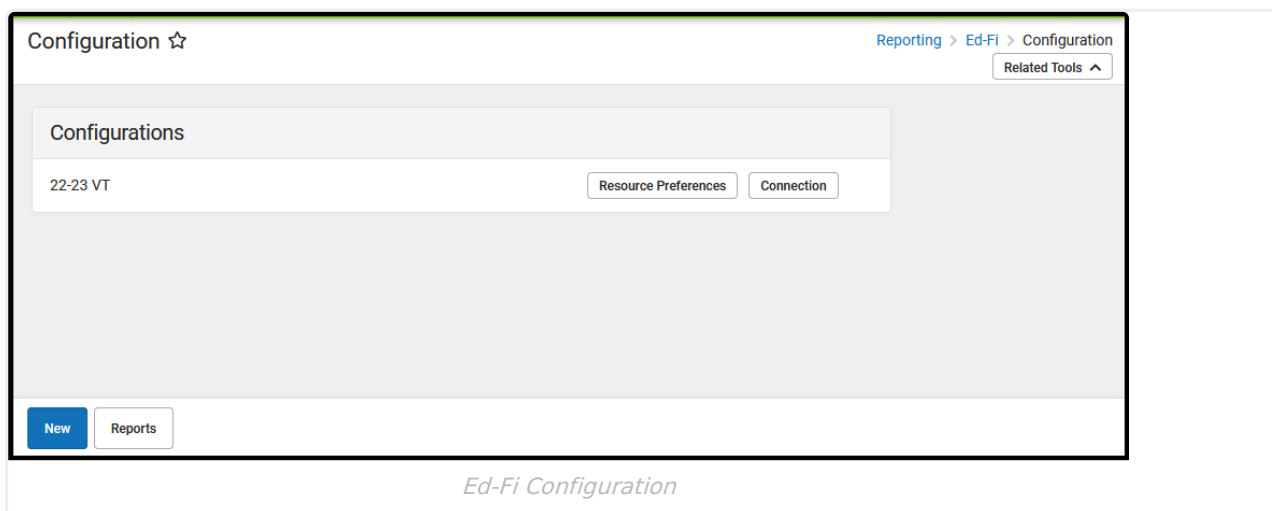
Last Modified on 12/14/2025 8:45 pm CST

[Prerequisites](#) | [Resource Preferences](#) | [Vermont Ed-Fi v3.6 Resource Preferences](#)

Tool Search: Configuration

The Ed-Fi Configuration tool is used to establish Ed-Fi data resources. Once Resource Preferences have been selected, the following occurs:

1. A valid configuration is made.
2. Ed-Fi IDs are assigned to users.
3. Data flows properly from Campus to Ed-Fi.



## Prerequisites

- Ed-Fi functionality must be enabled via the [Enable Ed-Fi System Preference](#).
- Ed-Fi should be properly configured via the [Ed-Fi Configuration tool](#).

## Resource Preferences

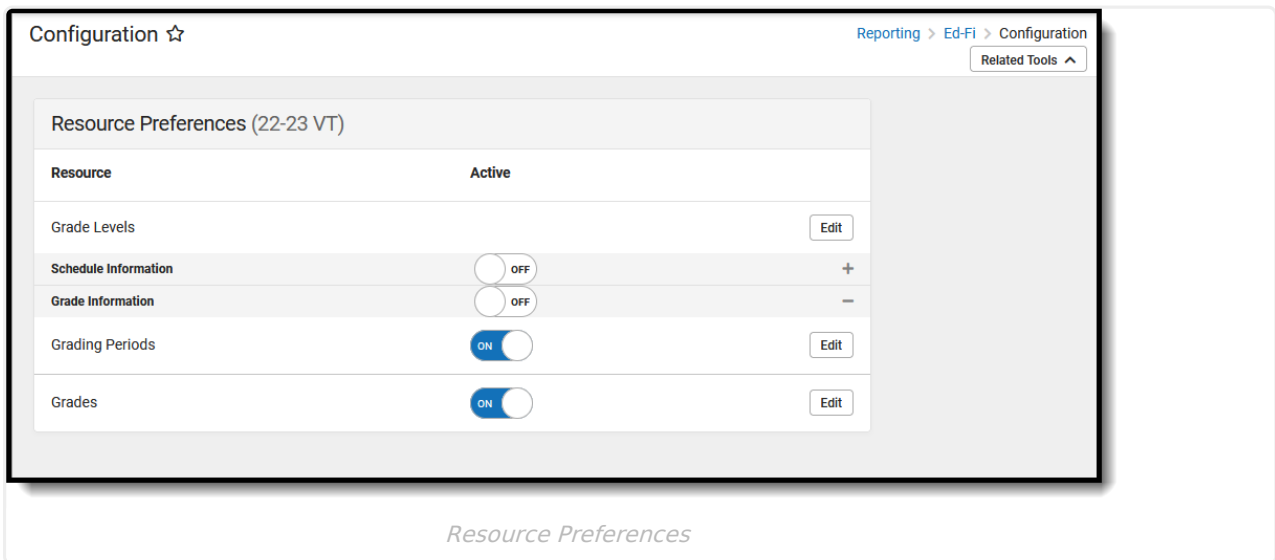
Resource Preferences determine which information is sent to Ed-Fi. These options apply to all schools within the district. Some mapping screens may be 'read-only' when your state requires specific business rules. Refer to the [Vermont Ed-Fi](#) article for these business rules.

Resource Preferences can be imported or set manually. The information below details how to manually set the Resource Preferences for Wisconsin. For information on importing mappings, see the Import Mappings section of the [Core Ed-Fi Resource Preferences](#) article.

For each resource, choose Edit or Configure to map items like Scores or Grade Levels to an Ed-Fi Code. These items are called Descriptors.

- Configure displays when preferences have not previously been saved.
- Edit displays when preferences have already been set and saved.

Resources can be expanded by clicking the plus sign or collapsed by clicking the minus sign.

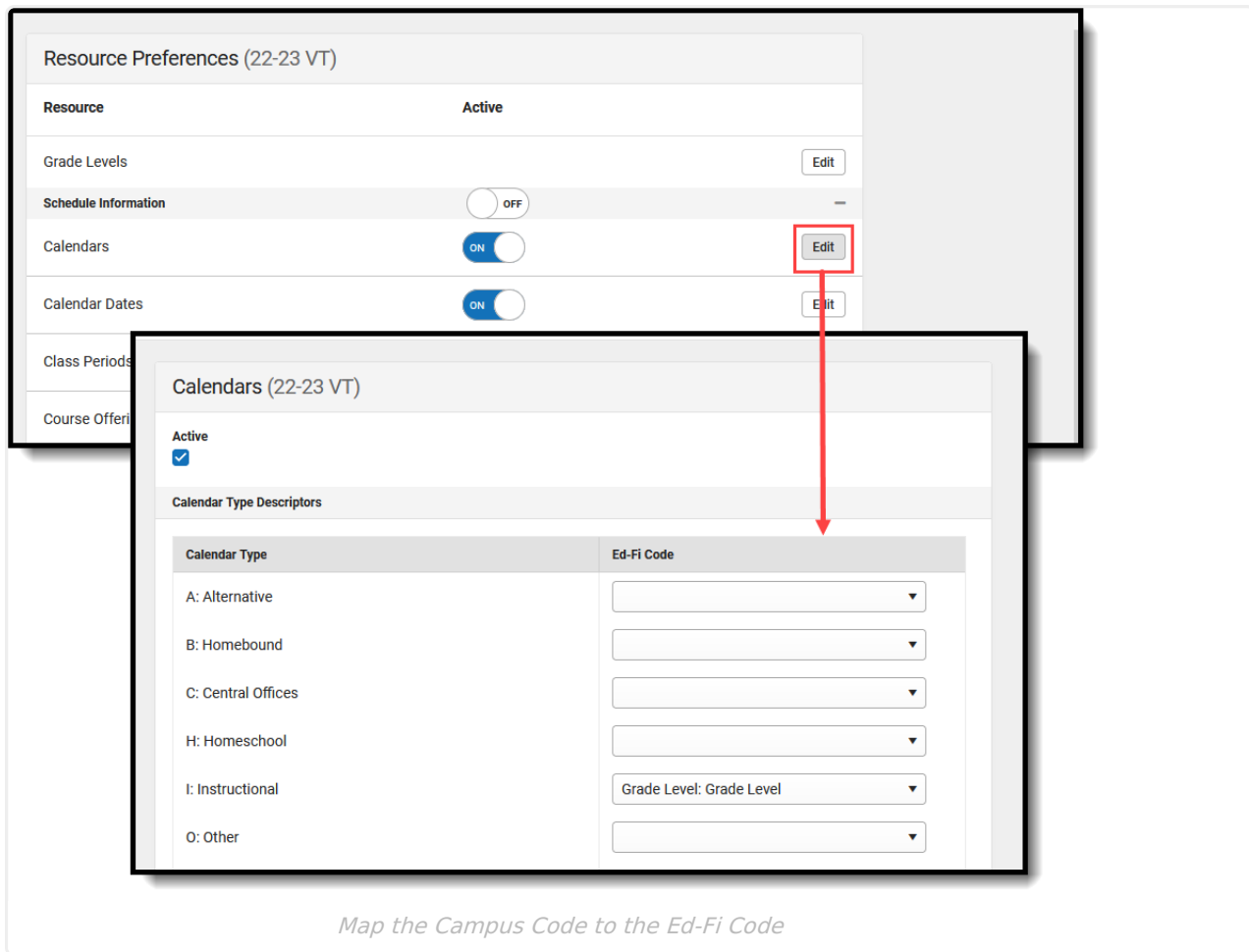


When the Configure or Edit button does not display, the resource does not need to be mapped and the toggle button can be used to turn the resource on or off. Select a link below to view how to set the Resource Preferences.

Resources should be toggled off until all data setup is complete and the district is ready to send data to Ed-Fi.

1. Select the **Resource Preferences** button for the current school year. This name may vary depending on the Connection Name that was entered when adding the Connection, but should be similar to **23-24 VT Configuration**. The list of available resources displays.
2. Click the **Edit** or **Configure** button to modify the resource preferences.
3. Click **Save** when finished mapping the Descriptors.
4. Turn the resource preference to **ON**.
5. **Close** the Resource Preferences when finished.

**Any item not mapped DOES NOT REPORT to Ed-Fi.**



**Resource Preferences (22-23 VT)**

Resource	Active	
Grade Levels		<button>Edit</button>
Schedule Information	<input type="radio"/> OFF	—
Calendars	<input checked="" type="radio"/> ON	<span style="border: 2px solid red; padding: 2px;"><button>Edit</button></span>
Calendar Dates	<input checked="" type="radio"/> ON	<button>Edit</button>
Class Periods		
Course Offerings		

**Calendars (22-23 VT)**

Active ☒

Calendar Type Descriptors

Calendar Type	Ed-Fi Code
A: Alternative	<input type="text"/>
B: Homebound	<input type="text"/>
C: Central Offices	<input type="text"/>
H: Homeschool	<input type="text"/>
I: Instructional	Grade Level: <input type="text"/>
O: Other	<input type="text"/>

*Map the Campus Code to the Ed-Fi Code*

## Vermont Ed-Fi v3.6 Resource Preferences

The following provides details on each Resource and the desired preference for proper reporting with the state of Kansas.

Resource	Preferences
----------	-------------

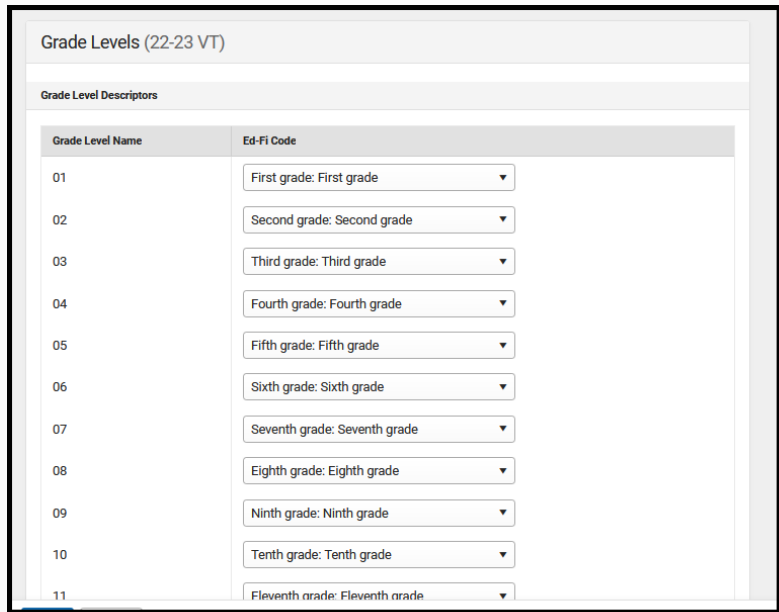
## Resource

### Grade Levels

## Preferences

The Grade Levels Resource cannot be toggled on or off because multiple resources use to determine grade level information.

Each **Grade Level Name** available in the district needs to be mapped to a corresponding Ed-Fi Code.



Grade Levels (22-23 VT)

Grade Level Descriptors

Grade Level Name	Ed-Fi Code
01	First grade: First grade
02	Second grade: Second grade
03	Third grade: Third grade
04	Fourth grade: Fourth grade
05	Fifth grade: Fifth grade
06	Sixth grade: Sixth grade
07	Seventh grade: Seventh grade
08	Eighth grade: Eighth grade
09	Ninth grade: Ninth grade
10	Tenth grade: Tenth grade
11	Eleventh grade: Eleventh grade

See the [Grade Levels](#) article for more information.

## Grade Information

Resource	Preferences															
Grades	<p>Select the appropriate Ed-Fi Code for the Grading Type Descriptors. The Add button can be used to add additional grading tasks to the mapping. The Remove button can be used to delete a grading task from the mapping.</p> <div><div>Grades (22-23 VT)</div><div><div>Active</div><div><input checked="" type="checkbox"/></div></div><div>Grade Type Descriptors</div><div>All grading periods related to removed Grading Tasks will be deleted upon clicking Save.</div><table><thead><tr><th>Grading Task</th><th>Ed-Fi Code</th><th></th></tr></thead><tbody><tr><td>Trimester</td><td>Grading Period: Grading Period</td><td>Remove</td></tr><tr><td>Final Grade</td><td>Final: Final</td><td>Remove</td></tr><tr><td>Semester Grade</td><td>Semester: Semester</td><td>Remove</td></tr><tr><td colspan="3">Add</td></tr></tbody></table></div>	Grading Task	Ed-Fi Code		Trimester	Grading Period: Grading Period	Remove	Final Grade	Final: Final	Remove	Semester Grade	Semester: Semester	Remove	Add		
Grading Task	Ed-Fi Code															
Trimester	Grading Period: Grading Period	Remove														
Final Grade	Final: Final	Remove														
Semester Grade	Semester: Semester	Remove														
Add																

## Resource

## Preferences

### Grading Periods

Complete the Grading Tasks Grading Period Descriptor, Sequence, Start Date, and End Date field for each school. The filter option at the top of the section can be used to filter by school and/or grade level. The various filter fields determine which information displays. The Fill options can be used to fill the Grading Task, Grading Period Descriptor, Sequence, Start Date, and/or End Date fields.

Any item not mapped does not report to Ed-Fi.

Use filter options to display a school or group of schools to create Grading Periods for. Only Grading Task that are mapped to a Grade Type Descriptor in the [Grades Resource Preferences](#) will appear in the Grading Task droplist.

Grading Period Descriptors

Filter

School  Calendars  Schedule Structures

Term Schedules  Grade Levels

Fill

Grading Task	Grading Period Descriptor	Sequence	Start Date	End Date
<input type="text"/>	<input type="text"/>	<input type="text"/>	<input type="text" value="month/day/year"/>	<input type="text" value="month/day/year"/>

Fill

Arlington Memorial High School

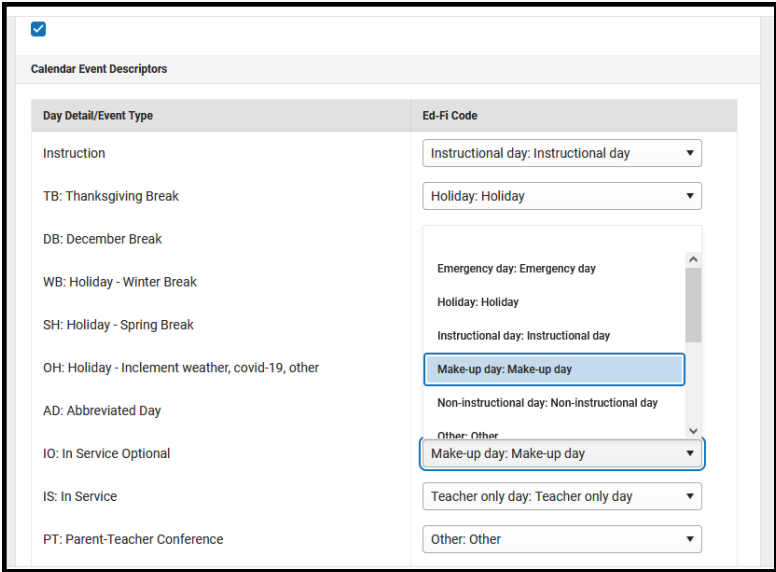
22-23 Arlington Memorial High | Main | Quarters

Terms: Q1 08/31/2022 - 11/02/2022 | Q2 11/03/2022 - 01/17/2023 | Q3 01/19/2023 - 04/04/2023 | Q4 04/05/2023 - 06/16/2023

Grading Task	Grading Period Descriptor	Sequence	Start Date	End Date
No records mapped.				

## Schedule Information

Resource	Preferences																				
Calendars	<p>Map the <b>Calendar Type</b> to the Ed-Fi Code.</p> <div> <input checked="" type="checkbox"/> <p>Calendar Type Descriptors</p> <table border="1"> <thead> <tr> <th>Calendar Type</th> <th>Ed-Fi Code</th> </tr> </thead> <tbody> <tr> <td>A: Alternative</td> <td><input type="text"/></td> </tr> <tr> <td>B: Homebound</td> <td><input type="text"/></td> </tr> <tr> <td>C: Central Offices</td> <td><input type="text"/></td> </tr> <tr> <td>H: Homeschool</td> <td><input type="text"/></td> </tr> <tr> <td>I: Instructional</td> <td>Grade Level: Grade Level <input type="text"/></td> </tr> <tr> <td>O: Other</td> <td><input type="text"/></td> </tr> <tr> <td>R: Residential</td> <td><input type="text"/></td> </tr> <tr> <td>S: Summer School</td> <td>Summer School: Summer School <input type="text"/></td> </tr> <tr> <td>X: Outside District</td> <td><input type="text"/></td> </tr> </tbody> </table> </div> <p>For each Calendar Type in Campus, map to the appropriate and matching Ed-Fi Code. Some may not have a type.</p>	Calendar Type	Ed-Fi Code	A: Alternative	<input type="text"/>	B: Homebound	<input type="text"/>	C: Central Offices	<input type="text"/>	H: Homeschool	<input type="text"/>	I: Instructional	Grade Level: Grade Level <input type="text"/>	O: Other	<input type="text"/>	R: Residential	<input type="text"/>	S: Summer School	Summer School: Summer School <input type="text"/>	X: Outside District	<input type="text"/>
Calendar Type	Ed-Fi Code																				
A: Alternative	<input type="text"/>																				
B: Homebound	<input type="text"/>																				
C: Central Offices	<input type="text"/>																				
H: Homeschool	<input type="text"/>																				
I: Instructional	Grade Level: Grade Level <input type="text"/>																				
O: Other	<input type="text"/>																				
R: Residential	<input type="text"/>																				
S: Summer School	Summer School: Summer School <input type="text"/>																				
X: Outside District	<input type="text"/>																				

Resource	Preferences
Calendar Dates	<p>Map the <b>Day Detail/Event Type</b> to the appropriate Ed-Fi Code.</p> <p>Any Day Detail or Event Type assigned to a <a href="#">Calendar Day</a> needs to be mapped to an Ed-Fi Code. Add new Day Types in the <a href="#">Attribute/Dictionary</a> (Day &gt; Type) .</p> 
Class Periods	No additional configuration is needed.
Course Offerings	No additional configuration is needed.



Resource	Preferences														
<b>Sections</b>	<p>Map the <b>Educational Environment Descriptors</b> (Section Flexible Pathways) to the appropriate Ed-Fi Code.</p> <div data-bbox="627 338 1407 848"> <p>Sections (22-23 VT)</p> <p>Active <input checked="" type="checkbox"/></p> <p>Educational Environment Descriptors</p> <table border="1"> <thead> <tr> <th>Section Flexible Pathways (Section Tag)</th><th>Ed-Fi Code</th></tr> </thead> <tbody> <tr> <td>CP: High School Completion Program</td><td>Classroom: Classroom</td></tr> <tr> <td>CT: Career and Technical Education Course</td><td>Classroom: Classroom</td></tr> <tr> <td>DE: Dual Enrollment Course</td><td>Classroom: Classroom</td></tr> <tr> <td>EO: Expanded Learning Opportunities</td><td>Self-study: Self-study</td></tr> <tr> <td>VB: Virtual/Online/Blended Course</td><td>Pull-out class: Pull-out class</td></tr> <tr> <td>WB: Work Based Learning Course</td><td>Off-school center: Off-school center</td></tr> </tbody> </table> <p>Show Inactive</p> </div>	Section Flexible Pathways (Section Tag)	Ed-Fi Code	CP: High School Completion Program	Classroom: Classroom	CT: Career and Technical Education Course	Classroom: Classroom	DE: Dual Enrollment Course	Classroom: Classroom	EO: Expanded Learning Opportunities	Self-study: Self-study	VB: Virtual/Online/Blended Course	Pull-out class: Pull-out class	WB: Work Based Learning Course	Off-school center: Off-school center
Section Flexible Pathways (Section Tag)	Ed-Fi Code														
CP: High School Completion Program	Classroom: Classroom														
CT: Career and Technical Education Course	Classroom: Classroom														
DE: Dual Enrollment Course	Classroom: Classroom														
EO: Expanded Learning Opportunities	Self-study: Self-study														
VB: Virtual/Online/Blended Course	Pull-out class: Pull-out class														
WB: Work Based Learning Course	Off-school center: Off-school center														
<b>Sessions</b>	<p>Map the Term Descriptors and Term Descriptor Overrides for each calendar.</p> <div data-bbox="627 981 1407 1532"> <p>Sessions (22-23 VT)</p> <p>Active <input checked="" type="checkbox"/></p> <p>If Term Descriptors or Overrides are changed, a resync on Sessions for the impacted school(s) must be completed. If any dependent data of Sessions has been sent for the prior term, the dependent data will be deleted and inserted with the new Term Descriptor. Dependent resources include Courses, Course Offerings, Sections, Student Section Associations, Staff Section Associations, Grades, and Student Section Attendance Events and can potentially cause a large amount of data in the Event Queue to be processed.</p> <p>Term Descriptors +</p> <p>Term Descriptor Overrides -</p> <p>Filter</p> <p>School <input type="text"/> Term Start Dates <input type="text"/> Term End Dates <input type="text"/> Course Active <input checked="" type="checkbox"/> <input type="button" value="x"/></p> <p>Fill</p> <p>Ed-Fi Code <input type="text"/> <input type="button" value="Fill Empty"/> <input type="button" value="Fill All"/></p> <p>There are no courses or sections in the configuration school year marked as Ed-Fi Term Descriptor Override.</p> </div> <p><a href="#">Click here to expand...</a></p> <p>Select the Ed-Fi Term Type that matches the majority of the sections within the school.</p> <ul style="list-style-type: none"> <li>• Example: When quarters are set on the Calendar and the sections are scheduled for 4 quarters, then the Ed-Fi Term Type for all 4 quarters should be set to Full School Year.</li> <li>• Example: When quarters are set on the Calendar and the sections are scheduled for 2 quarters, then the Ed-Fi Term Type should be set to Fall Semester for Q1 and Q2, and Spring Semester set for Q3 and Q4.</li> </ul>														

Resource	Preferences
	<p>Session names must be unique in Ed-Fi. In Campus, the Term Descriptor is used for the session name, and in Kansas this is identical across districts for tuition out schools, allowing only one district to submit the session. The Session Name Override checkbox has been added to the Sessions resource preferences in Kansas to allow districts to select when they need the session name to be unique for tuition out schools. This checkbox should only be used by districts with tuition out schools.</p> <p>The same Ed-Fi Term Type can be selected for multiple terms if they should be grouped together to make one term. The earliest Start Date and latest End Date will be used in reporting the Sessions resource.</p> <p>When Term Descriptors are changed, a resync on Sessions for the impacted school(s) must be completed. If any dependent data of Sessions has been sent for the prior term, the dependent data will be deleted and inserted with the new Term Descriptor. Dependent resources include Courses, Course Offerings, Sections, Student Section Associations, Staff Section Associations, Grades, and Student Section Attendance Events and can potentially cause a large amount of data in the Event Queue to be processed.</p> <p>Term Descriptor Overrides should only be set on a course or section if it does not use the same term that is set on the Term Schedule in Step #1. A new Sessions resource will be created using the Section Placements to determine the Start and End Dates.</p> <p>When Term Descriptor Overrides are changed, a resync on Sessions for the impacted school(s) must be completed. If any dependent data of Sessions has been sent for the prior term, the dependent data will be deleted and inserted with the new Term Descriptor Override. Dependent resources include Courses, Course Offerings, Sections, Student Section Associations, Staff Section Associations, Grades, and Student Section Attendance Events and can potentially cause a large amount of data in the Event Queue to be processed.</p> <p><b>Multiple Term Schedules</b></p> <p>Using multiple Term Schedules with Ed-Fi is not supported due to the natural key conflicts with the Ed-Fi framework. If you have courses or sections that align to a different Term Schedule than what is set for Term Descriptors on the Primary Term Schedule, you must use the Ed-Fi Term Override fields on the Course or Section in order to report the</p>

Resource	<p>proper Term Descriptors to Ed-Fi. All other data that reports to Ed-Fi with a Sessions reference will report from the Primary Term schedule only.</p> <p>There is an <b>Ed-Fi Term Descriptor Override</b> checkbox on the Course Editor and Course Section Editor if the Calendar Term selection needs to be different for certain courses or certain course sections. Once the Ed-Fi Term Descriptor Override checkbox is checked, alternate Terms can be set in the Sessions Resource Preferences.</p>