

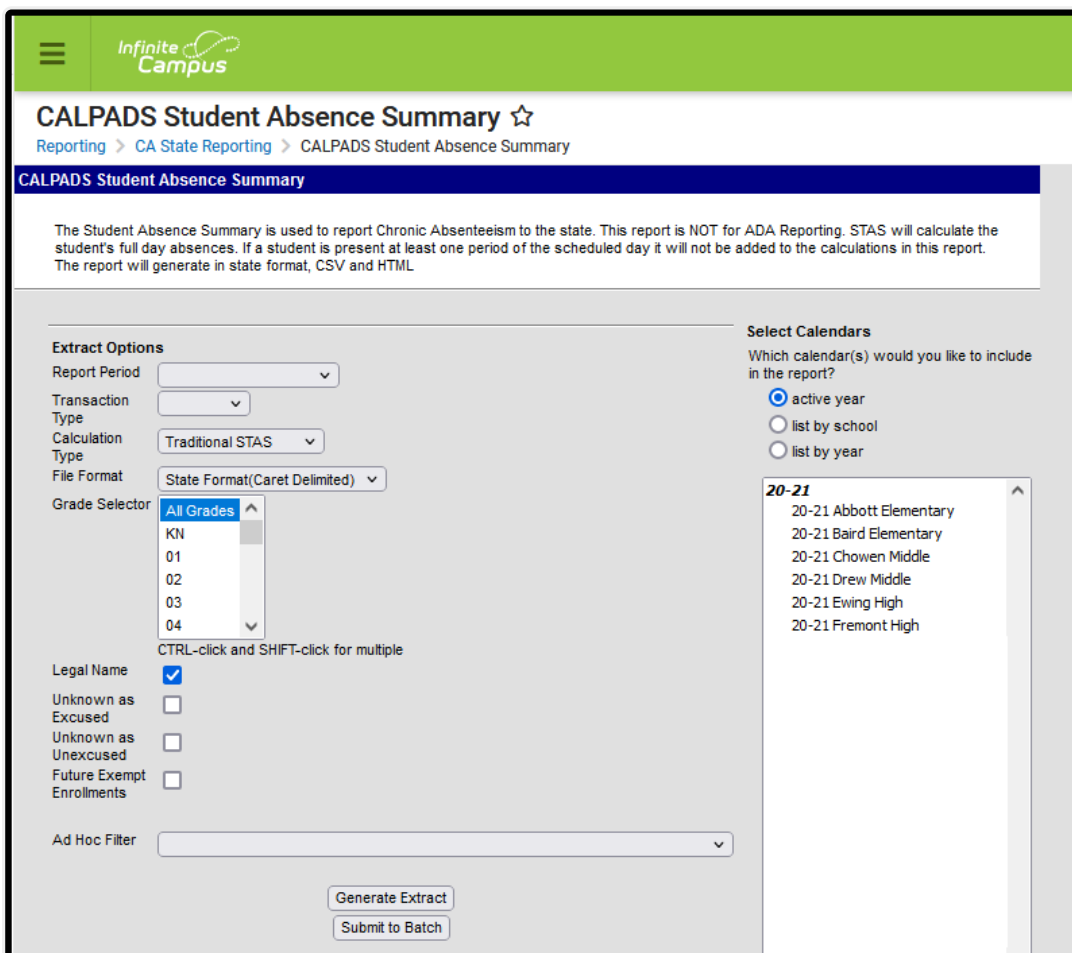
# CALPADS Student Absence Summary (STAS) [.2235 - .2339]

Last Modified on 01/26/2026 3:23 pm CST

You are viewing a previous version of this article. See [CALPADS Student Absence Summary \(STAS\)](#) for the most current information.

[Report Logic](#) | [Non-Binary Gender Reporting](#) | [Report Editor](#) | [Generate the CALPADS Student Absence Summary](#) | [Report Layout](#)

The CALPADS Student Absence Summary (STAS) reports chronic absenteeism to the state. It calculates the student's full day absences, but should not be used to for average daily attendance reporting.



The screenshot shows the 'CALPADS Student Absence Summary' editor interface. The header includes the Infinite Campus logo and the title 'CALPADS Student Absence Summary ☆'. Below the header, there is a breadcrumb trail: 'Reporting > CA State Reporting > CALPADS Student Absence Summary'. The main content area is titled 'CALPADS Student Absence Summary' and contains a description: 'The Student Absence Summary is used to report Chronic Absenteeism to the state. This report is NOT for ADA Reporting. STAS will calculate the student's full day absences. If a student is present at least one period of the scheduled day it will not be added to the calculations in this report. The report will generate in state format, CSV and HTML.' The interface is divided into two main sections: 'Extract Options' on the left and 'Select Calendars' on the right. The 'Extract Options' section includes fields for 'Report Period', 'Transaction Type', 'Calculation Type' (set to 'Traditional STAS'), 'File Format' (set to 'State Format(Caret Delimited)'), and a 'Grade Selector' (set to 'All Grades'). There are also checkboxes for 'Legal Name', 'Unknown as Excused', 'Unknown as Unexcused', and 'Future Exempt Enrollments'. An 'Ad Hoc Filter' field is at the bottom. The 'Select Calendars' section asks 'Which calendar(s) would you like to include in the report?' and has three radio button options: 'active year' (selected), 'list by school', and 'list by year'. Below these options is a list of schools for the '20-21' school year, including '20-21 Abbott Elementary', '20-21 Baird Elementary', '20-21 Chowen Middle', '20-21 Drew Middle', '20-21 Ewing High', and '20-21 Fremont High'. At the bottom of the form are two buttons: 'Generate Extract' and 'Submit to Batch'.

*CALPADS Student Absence Summary Editor*

## Report Logic

One line per enrolled school returns for a student. Students who move between calendars only report one line in the extract. When the student has multiple enrollments in the reporting calendar,

the student reports one time. When a student leaves school and returns, attendance is summed for those multiple enrollments (including for continuation students or community day students). When there are multiple enrollments with gaps between start and end dates, only the dates where the student is actively enrolled and scheduled into instructional attendance taking courses are included.

A student must have the following in order to report:

- An active primary enrollment
- A State ID

A student does not report when:

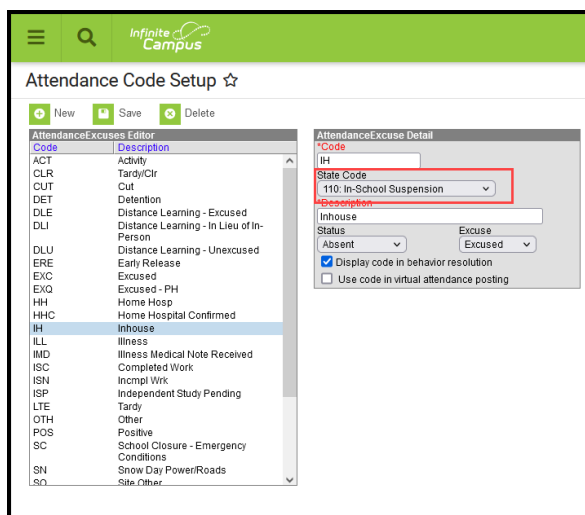
- An End Status of N470: No Show is assigned to the enrollment record.
- The grade level is marked as State Exclude, the Calendar of enrollment is marked as State Exclude, or the School of Enrollment is marked as State Exclude.

Absence equals a fully day for all student record. Half day attendance codes or period based attendance codes do not count in the calculation.

When a student has a short term Home Hospital enrollment, none of that's student's attendance counts during the Home Hospital period.

## Attendance Codes Mapped to State Codes

To properly calculate the Days Absent Out-of-School Suspension and Days Absent In-School Suspension, the [Attendance Codes](#) must be mapped to a **State Code** of **100: Out-of-School Suspension** or **110: In-School Suspension**.



Code	Description
ACT	Activity
CLR	Tardy/Clr
CUT	Cut
DET	Detention
DLE	Distance Learning - Excused
DLI	Distance Learning - In Lieu of In-Person
DLU	Distance Learning - Unexcused
ERE	Early Release
EXC	Excused
EXQ	Excused - PH
HH	Home Hosp
HHC	Home Hospital Confirmed
IH	Inhouse
ILL	Illness
IMD	Illness Medical Note Received
ISC	Completed Work
ISN	Incompl Wrk
ISP	Independent Study Pending
LTE	Tardy
OTH	Other
POS	Positive
SC	School Closure - Emergency
SN	Conditions
SN	Snow Day Power/Roads
SN	Site Other

**AttendanceExcuse Detail**

Code: IH

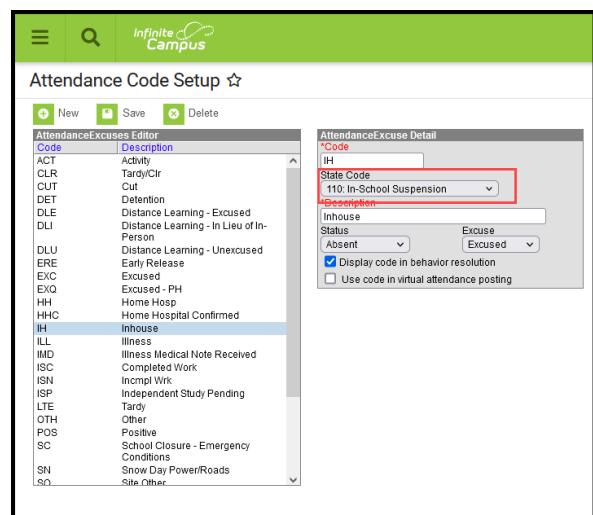
State Code: 110: In-School Suspension

Description: Inhouse

Status: Absent | Excused

☒ Display code in behavior resolution

☐ Use code in virtual attendance posting



Code	Description
ACT	Activity
CLR	Tardy/Clr
CUT	Cut
DET	Detention
DLE	Distance Learning - Excused
DLI	Distance Learning - In Lieu of In-Person
DLU	Distance Learning - Unexcused
ERE	Early Release
EXC	Excused
EXQ	Excused - PH
HH	Home Hosp
HHC	Home Hospital Confirmed
IH	Inhouse
ILL	Illness
IMD	Illness Medical Note Received
ISC	Completed Work
ISN	Incompl Wrk
ISP	Independent Study Pending
LTE	Tardy
OTH	Other
POS	Positive
SC	School Closure - Emergency
SN	Conditions
SN	Snow Day Power/Roads
SN	Site Other

**AttendanceExcuse Detail**

Code: IH

State Code: 110: In-School Suspension

Description: Inhouse

Status: Absent | Excused

☒ Display code in behavior resolution

☐ Use code in virtual attendance posting

## Non-Binary Gender Reporting

Schools can assign students a gender of M: Male, F: Female, X: Non-binary. This is done on the [Identities](#) tool and/or the [Demographics](#) tool.

CALPADS Extracts use the Legal Gender field included in the Protected Identity Information to report student and staff identity information.

To record a gender of X: Non-binary, on the Identities tool:

1. Assign the **Gender of X: Non-Binary** in the standard identify fields.
2. Assign the **Protected Identity Information Legal Gender** of M: Male, F: Female, or X: Non-binary.
3. Save the record when finished.

**Identity Information**

PersonID 25745

\*Last Name \*First Name Middle Name Suffix

Student Luke Bennet

\*Gender Pronouns

X: Non-binary T: They/Them

\*Birth Date (Age: 13) Soc Sec Number (Show)

08/21/2010 XXX-XX-XXXX

**Protected Identity Information**

Legal Last Name Legal First Name Legal Middle Name Legal Suffix

Student Luke

Legal Gender

X: Non-binary

Race/Ethnicity (Edit)

*Gender and Legal Gender Assignment*

## Report Editor

Field	Description
<b>Report Period</b>	Selection determines which date option is used in calculating student attendance - Effective Date, Date Range or School Month.
<b>Effective Date</b>	<p>When this option is selected, the report calculates student attendance from the start of the student's current active enrollment in the current active year through the effective date (the effective date is included in the calculation). Dates are entered in <i>mmddyy</i> format or use the calendar icon to select a date.</p> <p>Displays when the Report Period is set to Effective Date.</p>

Field	Description
<b>Date Range</b>	<p>When this option is selected, the report calculates student attendance from the entered start date to the entered end date. Both the start and end dates (both must be entered) are used in the calculation.</p> <p>Dates are entered in <i>mmddyy</i> format or use the calendar icon to select a date.</p>
<b>School Month</b>	<p>When this option is selected, the report calculates student attendance based on the dates of the selected school month. Only one school month at a time can be selected.</p>
<b>Transaction Type</b>	<p>Indicates the type of transaction that occurs:</p> <ul style="list-style-type: none"> <li>• Replace - existing student attendance information is replaced with new information.</li> <li>• Delete - student attendance information is deleted.</li> </ul>
<b>Calculation Type</b>	<p>Determines which attendance calculation is used to calculate the absence summary.</p> <ul style="list-style-type: none"> <li>• Traditional STAS - reports a student's full day absences.</li> <li>• Period-based STAS - reports a student's absences for each period using the Periods Present (attendance) divided by the Total number of Periods the student is expected to attend multiplies by the Days the student is expected to attend.</li> </ul>
<b>File Format</b>	<p>Determines how the report generates. Select State Format (Caret Delimited) when submitting records to the state. Other formats available for testing and review purposes are CSV and HTML.</p>
<b>Grade Selector</b>	<p>Selection indicates which grade levels of enrollment are included on the report.</p>
<b>Legal Name</b>	<p>When marked, the student's legal name and gender information reports from the Protected Identity Information, instead of the student's name and gender.</p>
<b>Unknown as Excused</b>	<p>When marked, unknown attendance records (from teacher-recorded attendance) are reported as excused absences.</p> <p>This is an optional selection. When not marked, unknown teacher attendance is not included in the Days Absent Excused Non-Suspension calculation (Field 19).</p>
<b>Unknown as Unexcused</b>	<p>When marked, unknown attendance records (those from teacher-recorded attendance) are reported as unexcused absences.</p> <p>This is an optional selection. When not marked, unknown teacher attendance is not included in the Days Absent Unexcused Non-Suspension calculation (Field 20).</p>

Field	Description
<b>Future Exempt Enrollments</b>	When marked, students who enroll after the entered Effective Date, after the End Date of the Date Range and after the last day of the School Month are included in the extract. This affects the following fields: <ul style="list-style-type: none"> <li>Field 13, Student Absence Summary Data Collection Exemption Indicator, reports Y.</li> <li>Fields 14-21 report blank.</li> </ul>
<b>Ad hoc Filter</b>	Select which students to include in the extract by choosing a filter that was created in the Filter Designer.
<b>Calendar Selection</b>	Select the calendar of enrollment from which to pull student data. Calendars can be chosen by the active year, by the school name or by the year.
<b>Report Generation</b>	Choose the Generate Extract to display the results of the chosen items immediately. Choose the <a href="#">Submit to Batch</a> option to generate the report at a specified time. This option is helpful when generating large amounts of data.

## Generate the CALPADS Student Absence Summary

1. Select the desired **Report Period** option.
2. Enter the appropriate dates for the report (**Date Range** or **Effective Date**), or select the appropriate School Month.
3. Select the desired **Transaction Type**.
4. Select the desired **Calculation Type**.
5. Select the desired **File Format**.
6. Select the desired **grade levels**.
7. If desired, mark the **Legal Name** checkbox.
8. Mark the **Unknown as Excused** or **Unknown as Unexcused** checkboxes. Only one can be marked at a time.
9. If desired, mark the **Future Exempt Enrollments** checkbox.
10. If desired, select an **Ad hoc Filter** to report only those students included in the filter.
11. Select the desired **Calendars**.
12. Click the **Generate Extract** button to generate the report instantly, or click the **Submit to Batch** button to choose when the report generates.

	A	B	C	D	E	F	G	H	I	J	K	L	M	N	O	
1	RecordType	TransactionTypeCode	LocalRecordID	ReportingLEA	SchoolOfAttendance	AcademicYear	SSID	LocalStudentID	Filler9	Filler10	Filler11	Filler12	ExemptionIndicator	HourlyAttendance	ExpectedAttendanceDays	DaysAt
2	STAS	R		561564	531509	2021-2022	1234567890	123456					N	N		47
3	STAS	R		561564	531509	2021-2022	2345678901	234567					N	N		180
4	STAS	R		561564	531509	2021-2022	3456789012	345678					N	N		27
5	STAS	R		561564	531509	2021-2022	4567890123	456789					N	N		35
6	STAS	R		561564	531509	2021-2022	5678901234	567890					N	N		180
7	STAS	R		561564	531509	2021-2022	6789012345	678901					N	N		6
8	STAS	R		561564	531509	2021-2022	7890123456	789012					N	N		180
9																
10																

CALPADS STAS - Traditional Calculation, CSV Format

CALPADS Student Absence Summary Records:816												
RecordType	TransactionTypeCode	LocalRecordID	ReportingLEA	SchoolOfAttendance	AcademicYear	SSID	LocalStudentID	Filler9	Filler10	Filler11	Filler12	ExemptionIndicator
STAS	R		0561564	0531509	2021-2022	1234567890	123456					N
STAS	R		0561564	0531509	2021-2022	2345678901	234567					N
STAS	R		0561564	0531509	2021-2022	3456789012	345678					N
STAS	R		0561564	0531509	2021-2022	4567890123	456789					N
STAS	R		0561564	0531509	2021-2022	56789012345	4567890					N
STAS	R		0561564	0531509	2021-2022	6789012345	678901					N

CALPADS STAS - Period Based Calculation, HTML Format

## Report Layout

Data Element	Description	Location
<b>Record Type</b>	Type of data record being submitted as chosen on the Extract Editor. Reports a value of <b>STAS</b> .  <i>Alphabetic, 4 characters</i>	Data not stored
<b>Transaction Type Code</b>	Action the state should take with this record as chosen on the Extract Editor. <b>Add/Update</b> is the default. <ul style="list-style-type: none"> <li>D = Delete</li> <li>R = Replace</li> </ul> <i>Alphabetic, 1 character</i>	Data not stored
<b>Local Record ID</b>	This field is not reported.	N/A
<b>Reporting LEA</b>	A unique identifier for the educational service institution responsible for obtaining and maintaining a student's Statewide Student Identifier by way of an enrollment record in CALPADS.  When the reporting calendar is from a School with Type = 15: Independently Reporting Charter, the State School Number reports (not the State District Number).  This field reports the Secondary District Number when the reporting calendar has a School Type of 16: Secondary State District Number.  <i>Numeric, 7 digits</i>	District Information > State District Number  District.number  School Information > School Number  School.number  School Information > Type  School.type

Data Element	Description	Location
<b>School of Attendance</b>	<p>A unique identifier for the school that delivers a majority of educational instruction and services and is where the student attends. A District-level school entity should use the State District Number for the State School Number.</p> <p>When the CDS Number is populated on the School editor, that value reports.</p> <p><i>Numeric, 7 digits</i></p>	<p>School Information &gt; State School Number</p> <p>School Information &gt; CDS Number</p> <p>School.number</p>
<b>Academic Year</b>	<p>A unique identifier assigned to a specific Academic Year. An Academic Year is the period during which school is in regular session and provides a required number of days of instruction.</p> <p><i>Date field, 9 characters (CCYY-CCYY)</i></p>	<p>School Year Setup &gt; Start Year/End Year</p> <p>Calendar.schoolYear</p>
<b>SSID</b>	<p>The unique identifier for the student assigned to or by the first California district in which the student is enrolled in accordance with CDE established standards. This number follows the student from school to school throughout their K-12 career.</p> <p><i>Alphanumeric, 10 characters</i></p>	<p>Demographics &gt; Person Identifiers &gt; State ID</p> <p>Person.stateID</p>
<b>Local Student ID</b>	<p>A unique identifier assigned to the student by a local educational agency. This may not necessarily be the same as the identifier assigned to the student at the school level.</p> <p><i>Alphanumeric, up to 15 characters</i></p>	<p>Demographics &gt; Person Identifiers &gt; Student Number</p> <p>Person.studentNumber</p>
<b>Filler Field</b>	This field reports blank.	This field reports blank.
<b>Filler Field</b>	This field reports blank.	This field reports blank.
<b>Filler Field</b>	This field reports blank.	This field reports blank.

Data Element	Description	Location
<b>Filler Field</b>	This field reports blank.	This field reports blank.
<b>Student Absence Summary Data Collection Exemption Indicator</b>	<p>Indicates whether the student is exempt from the CALPADS absence summary data collection because the student is enrolled in a non-public school (NPS) or the student receives instruction through a home or hospital instructional setting as authorized.</p> <ul style="list-style-type: none"> <li>• When School Type = 06: Non-Public/Non-Sectarian School or 07: Other Non-Public School, a value of Y reports.</li> <li>• When the student has an Attendance Funding Category of 18: Home Hospital, a value of Y reports.</li> <li>• When the student has an Attendance Funding Category of 35: College Concurrent, a value of Y reports.</li> <li>• Otherwise, a value of N reports.</li> </ul> <p>When this field reports a value of Y, all of the remaining fields in the extract do not report.</p> <p><i>Alphanumeric, 1 character (Y )or N</i></p>	School Information > Type
		School.type  Enrollments > State Reporting Fields > Attendance Funding Category  Enrollment.attendanceFundingCategory <i>(CustomStudent.value)</i>



Data Element	Description	Location
<b>Hourly Attendance School Type Indicator</b>	<p>Indicates whether the student is attending a school for which the calculation for all students is based on hourly attendance (e.g., continuation schools).</p> <ul style="list-style-type: none"> <li>When School Type = 12: Community Day or 13: Continuation, a value of Y reports.</li> <li>Otherwise, a value of N reports.</li> </ul> <p>When this field reports a value of Y, the calculation of the remaining data elements is affected. See the descriptions for the following fields for more information.</p> <p>When the Student Absence Summary Data Collection Exemption Indicator field reports a value of Y, this field does not report.</p> <p><i>Alphanumeric, 1 character (Y or N)</i></p>	<p>School Information &gt; Type</p> <p>School.type</p>
<b>Expected Attendance Days</b>	<p>Reports the total number of days the individual student was scheduled to attend during the Academic Year, from the student's Enrollment Start Date to the Enrollment Exit Date.</p> <p>Expected attendance days are the number of days a student was scheduled to attend, whether or not they were actually in attendance, based on the Enrollment Start and End date.</p> <p>For hourly programs, (e.g. continuation) expected attendance days must include all of the school days a student was scheduled to attend in the hourly program. This may be less than five days in a typical five-day week.</p>	<p>Calculated value, data not stored</p>

Data Element	Description	Location
	<p>Only periods marked as Instructional and Attendance taking are included in the calculation (periods marked as non-instructional are not included).</p> <p>Attendance entries assigned a State Attendance Code of HH: Home and Hospital are subtracted from this total.</p> <p>When the Hourly Attendance School Type Indicator (field 14) reports Y, the number of days the student is expected to attend (may be less than five days) reports.</p> <p>Days served in In-School Suspension is included in this calculation.</p> <p>When the Student Absence Summary Data Collection Exemption Indicator field reports a value of Y, this field does not report.</p> <p>When multiple calendars are selected on the extract editor, and the student has enrollments in both (or all) selected calendars, the reported value reports from the selected calendar's record.</p> <p><i>Numeric, 6 digits (N - NNN.NN)</i></p>	
<b>Days Attended</b>	<p><b>For Traditional STAS</b></p> <p>Reports the total number of days in whole numbers (more than 0 days, less than 250 days) the student attended the school. A day attended is defined as any day a student attendance for all or part of a school day.</p> <p>Any day that is marked with State Attendance Code of SSE: Saturday School Excused, SSU: Saturday School Unexcused, 110: In-School</p>	Calculated value, data not stored

Data Element	Description	Location
	<p>Suspension or HH: Home and Hospital is subtracted from this total.</p> <p>A Day of Absence is defined as a full day the student did not attend and was marked as unknown, excused or unexcused. This does not include days in Out-of-School Suspension or days in In-School Suspension.</p> <p>Only periods marked as Instructional and Attendance taking are included in the calculation (periods marked as non-instructional are not included).</p> <p>When the Hourly Attendance School Type Indicator (field 14) reports Y, the value of Hours Present <i>divided by</i> Hours Scheduled to Attend <i>multiplied by</i> Days Expected to Attend reports.</p> <p>The calculation for Hourly students is the total value of Excused, Unexcused and OSS days minus subtracted from the Days Expected plus ISS.</p> <p>Days served in In-School Suspension is included in this calculation.</p> <p>When the Student Absence Summary Data Collection Exemption Indicator field reports a value of Y, this field does not report.</p> <p>When multiple calendars are selected on the extract editor, and the student has enrollments in both (or all) selected calendars, the reported value reports from the selected calendar's record.</p>	

Data Element	Description	Location
	<p><b>For Period-based STAS</b></p> <p>Reports the total number of days (more than 0 days, less than 250 days) the student attended the school. A day attended is defined by the periods attended divided by the number of periods the student was scheduled for and was for attendance taking of a school day.</p> <p>Any day that is marked with State Attendance Code of 110: In-School Suspension is subtracted from this total.</p> <p>For calendar days marked as Instructional and Attendance, attendance periods where the student has a status of present (no attendance entry) is <u>divided</u> by the total number of periods for which the student is scheduled, <u>multiplied</u> by the total number of Instructional and Attendance Taking days in which student was scheduled.</p> <hr/> <p><b>For Both Traditional and Period-based STAS</b></p> <p>The values reported in the Non-ADA Generating Independent Study Days and ADA Generating Independent Study is subtracted from this calculation.</p>	
<p><b>Days Absent Out-of-School Suspension</b></p>	<p><i>Numeric, 6 digits (N - NNN.NN)</i></p> <p><b>For Traditional STAS</b></p> <p>Reports the total number of days in whole numbers (more than 0 days, less than 250 days) the student was absent from the regular classroom for the entire school day due to an out-of-school suspension from the selected calendar(s).</p> <ul style="list-style-type: none"> <li>When Attendance has at least one period of attendance, the</li> </ul>	<p>Calculated value, data not stored</p>

Data Element	Description	Location
	<p>day cannot count for reporting.</p> <ul style="list-style-type: none"> <li>When the attendance is marked with State Code 100 or 110, the behavior resolution is used (OSS = 100).</li> </ul> <p>When the Hourly Attendance School Type Indicator reports Y, the value of Hours Absent Due to Out-of-School Suspension <i>divided by</i> Hours Scheduled to Attend <i>multiplied by</i> Days Expected to Attend reports.</p> <p>When the Student Absence Summary Data Collection Exemption Indicator field reports a value of Y, this field does not report.</p> <p>This field does NOT take into account teacher-entered unknown attendance entries.</p> <hr/> <p><b>For Period-based STAS</b> Reports the total number of days (more than 0 days, less than 250 days) the student was absent from the regular classroom for the entire school day due to an out-of-school suspension.</p> <ul style="list-style-type: none"> <li>When Attendance has at least one period of attendance, the day cannot count for reporting.</li> <li>When the attendance is marked with State Code 100 or 110, the behavior resolution is used (OSS = 100).</li> <li>For calendar days marked as Instructional and Attendance, attendance periods marked as OSS are divided by the student's scheduled total attendance periods multiplied</li> </ul>	

Data Element	Description	Location
	<p>by the total number of Instructional and Attendance taking days in which the student was scheduled.</p> <p>When the Hourly Attendance School Type Indicator reports Y, the value of Hours Absent Due to Out-of-School Suspension <i>divided by</i> Hours Scheduled to Attend <i>multiplied by</i> Days Expected to Attend reports.</p> <p>When the Student Absence Summary Data Collection Exemption Indicator field reports a value of Y, this field does not report.</p> <p>This field does NOT take into account teacher-entered unknown attendance entries.</p> <p><i>Numeric, 6 digits (N - NNN.NN)</i></p>	
<b>Days in Attendance In-School Suspension</b>	<p><b>For Traditional STAS</b></p> <p>Reports the total number of days in whole numbers (more than 0 days, less than 250 days) the student was in attendance but absent from the regular classroom for the entire school day due to either an in-school suspension or a teacher suspension from a classroom, or a combination of both, from the selected calendar(s).</p> <ul style="list-style-type: none"> <li>• When Attendance has at least one period of attendance, the day cannot count for reporting.</li> <li>• When the attendance is marked with State Code 110, the behavior resolution is used (ISS = 110).</li> </ul> <p>When the Hourly Attendance School Type Indicator reports Y, the value of Hours Absent Due to In-School Suspension <i>divided by</i></p>	<p>Calculated value, data not stored</p>

Data Element	Description	Location
	<p>Hours Scheduled to Attend <i>multiplied by</i> Days Expected to Attend reports.</p> <p>When the Student Absence Summary Data Collection Exemption Indicator field reports a value of Y, this field does not report.</p> <p>This field does NOT take into account teacher-entered unknown attendance entries.</p> <hr/> <p><b>For Period-based STAS</b> Reports the total number of days (more than 0 days, less than 250 days) the student was in attendance but absent from the regular classroom for the entire school day due to either an in-school suspension or a teacher suspension from a classroom, or a combination of both.</p> <ul style="list-style-type: none"> <li>• When Attendance has at least one period of attendance, the day cannot count for reporting.</li> <li>• When the attendance is marked with State Code 110, the behavior resolution is used (ISS = 110).</li> <li>• For calendar days marked as Instructional and Attendance, attendance periods marked as ISS are divided by the student's scheduled total attendance periods multiplied by the total number of Instructional and Attendance taking days in which the student was scheduled.</li> </ul> <p>When the Hourly Attendance School Type Indicator reports Y, the value of Hours Absent Due to In-School Suspension <i>divided by</i> Hours Scheduled to Attend</p>	

Data Element	Description	Location
	<p><i>multiplied by</i> Days Expected to Attend reports.</p> <p>When the Student Absence Summary Data Collection Exemption Indicator field reports a value of Y, this field does not report.</p> <p>This field does NOT take into account teacher-entered unknown attendance entries.</p> <p><i>Numeric, 6 digits (N - NNN.NN)</i></p>	
<b>Days Absent Excused Non-Suspension</b>	<p><b>For Traditional STAS</b></p> <p>Reports the total number of days in whole numbers (more than 0 days, less than 250 days) the student was absent for the entire school day with a valid excuse. This does not include an absence due to an out-of-school or in-school suspension.</p> <p>When there is a split in attendance codes, where a student has some Excused Non-Suspension Codes and some Unexcused Non-Suspension Codes on the same day and was not marked present at all in the day, use the following weighting system to report:</p> <ol style="list-style-type: none"> <li>1. Out of school suspension</li> <li>2. Then, Unexcused Non Suspension</li> <li>3. Then, Excused Non Suspension <ul style="list-style-type: none"> <li>◦ EX: Student has 1 excused absence in period 1, 2 Unexcused absences in periods two and three, and the rest OSS - report the OSS.</li> <li>◦ EX: Student has half day period absences of Excused and half day period absences as Unexcused, report the</li> </ul> </li> </ol>	<p>Calculated value, data not stored</p>



Data Element	Description	Location
	<p>day as unexcused.</p> <p>This field does include attendance events that are assigned a State Code of SSE: Saturday School Excused.</p> <p>When the Hourly Attendance School Type Indicator reports Y, the value of Hours Absent Excused (Non-Suspension) <i>divided by</i> Hours Scheduled to Attend <i>multiplied by</i> Days Expected to Attend reports.</p> <p>When the Student Absence Summary Data Collection Exemption Indicator field reports a value of Y, this field does not report.</p> <p>When the <b>Unknown as Excused</b> checkbox is marked on the report editor, unknown teacher attendance records are included in the calculation of this field. When the checkbox is not marked, this calculation does NOT include unknown teacher attendance records.</p> <hr/> <p><b>For Period-based STAS</b> Reports the total number of days (more than 0 days, less than 250 days) the student was absent for the entire school day with a valid excuse. This does not include an absence due to an out-of-school or in-school suspension.</p> <p>When there is a split in attendance codes, where a student has some Excused Non-Suspension Codes and some Unexcused Non-Suspension Codes on the same day and was not marked present at all in the day, use the following weighting system to report:</p> <ol style="list-style-type: none"> <li>1. Out of school suspension</li> </ol>	

Data Element	Description	Location
	<p>2. Then, Unexcused Non Suspension</p> <p>3. Then, Excused Non Suspension</p> <ul style="list-style-type: none"> <li>◦ EX: Student has 1 excused absence in period 1, 2 Unexcused absences in periods two and three, and the rest OSS - report the OSS.</li> <li>◦ EX: Student has half day period absences of Excused and half day period absences as Unexcused, report the day as unexcused.</li> </ul> <p>For calendar days marked as Instructional and Attendance, attendance periods marked as Excused are divided by the student's scheduled total attendance periods multiplied by the total number of Instructional and Attendance taking days in which the student was scheduled.</p> <p>This field does include attendance events that are assigned a State Code of SSE: Saturday School Excused.</p> <p>When the Hourly Attendance School Type Indicator reports Y, the value of Hours Absent Excused (Non-Suspension) <i>divided by</i> Hours Scheduled to Attend <i>multiplied by</i> Days Expected to Attend reports.</p> <p>When the Student Absence Summary Data Collection Exemption Indicator field reports a value of Y, this field does not report.</p> <p>When the <b>Unknown as Excused</b> checkbox is marked on the report editor, unknown teacher attendance records are included in</p>	

Data Element	Description	Location
	<p>the calculation of this field. When the checkbox is not marked, this calculation does NOT include unknown teacher attendance records.</p> <p><i>Numeric, 6 digits (N - NNN.NN)</i></p>	
<p><b>Days Absent Unexcused Non-Suspension</b></p>	<p><b>For Traditional STAS</b></p> <p>Reports the total number of days in whole numbers (more than 0 days, less than 250 days) the student was absent for the entire school day without a valid excuse. This does not include students who are absent due to an out-of-school suspension or who attended in-school suspension.</p> <ol style="list-style-type: none"> <li>1. Out of school suspension</li> <li>2. Then, Unexcused Non Suspension</li> <li>3. Then, Excused Non Suspension <ul style="list-style-type: none"> <li>◦ EX: Student has 1 excused absence in period 1, 2 Unexcused absences in periods two and three, and the rest OSS - report the OSS.</li> <li>◦ EX: Student has half day period absences of Excused and half day period absences as Unexcused, report the day as unexcused.</li> </ul> </li> </ol> <p>This field does include attendance events that are assigned a State Code of SSU: Saturday School Unexcused.</p> <p>When the Hourly Attendance School Type Indicator reports Y, the value of Hours Absent Unexcused (Non-Suspension) <i>divided by</i> Hours Scheduled to Attend <i>multiplied by</i> Days Expected to Attend reports.</p> <p>When the Student Absence</p>	<p>Calculated value, data not stored</p>

Data Element	Description	Location
	<p>Summary Data Collection Exemption Indicator field reports a value of Y, this field does not report.</p> <p>When the <b>Unknown as Unexcused</b> checkbox is marked on the report editor, unknown teacher attendance records are included in the calculation of this field. When the checkbox is not marked, this calculation does NOT include unknown teacher attendance records.</p> <hr/> <p><b>For Period-based STAS</b> Reports the total number of days (more than 0 days, less than 250 days) the student was absent for the entire school day without a valid excuse. This does not include students who are absent due to an out-of-school suspension or who attended in-school suspension.</p> <ol style="list-style-type: none"> <li>1. Out of school suspension</li> <li>2. Then, Unexcused Non Suspension</li> <li>3. Then, Excused Non Suspension <ul style="list-style-type: none"> <li>◦ EX: Student has 1 excused absence in period 1, 2 Unexcused absences in periods two and three, and the rest OSS - report the OSS.</li> <li>◦ EX: Student has half day period absences of Excused and half day period absences as Unexcused, report the day as unexcused.</li> </ul> </li> </ol> <p>For calendar days marked as Instructional and Attendance, attendance periods marked as unexcused are divided by the student's scheduled total attendance periods multiplied by</p>	

Data Element	Description	Location
	<p>the total number of Instructional and Attendance taking days in which the student was scheduled.</p> <p>This field does include attendance events that are assigned a State Code of SSU: Saturday School Unexcused.</p> <p>When the Hourly Attendance School Type Indicator reports Y, the value of Hours Absent Unexcused (Non-Suspension) <i>divided by</i> Hours Scheduled to Attend <i>multiplied by</i> Days Expected to Attend reports. When the Student Absence Summary Data Collection Exemption Indicator field reports a value of Y, this field does not report.</p> <p>When the <b>Unknown as Unexcused</b> checkbox is marked on the report editor, unknown teacher attendance records are included in the calculation of this field. When the checkbox is not marked, this calculation does NOT include unknown teacher attendance records.</p> <p><i>Numeric, 6 digits (N - NNN.NN)</i></p>	
<b>Non-ADA Generating Independent Study Days</b>	<p><b>For Traditional STAS</b></p> <p>Reports the total number of days in whole numbers (more than 0 days, less than 250 days) the student <b>did not</b> satisfy requirements necessary to generate a day of attendance for either traditional or course-based independent student.</p> <p>This is calculated by adding the number of days the student had an attendance entry mapped to a State Attendance Code of CII or ISI for a full day plus the total days</p>	<p>Calculated value, data not stored</p>

Data Element	Description	Location
	<p>between all events within the calendar year.</p> <p>When the Student Absence Summary Data Collection Exemption Indicator field reports a value of Y, this field does not report.</p> <hr/> <p><b>For Period-based STAS</b>  Reports the total number of days (more than 0 days, less than 250 days) the student <b>did not</b> satisfy requirements necessary to generate a day of attendance for either traditional or course-based independent student.</p> <p>This is calculated by adding the number of days the student had an attendance entry mapped to a State Attendance Code of CII or ISI for a full day plus the total days between all events within the calendar year. That number is divided by the student's total attendance periods with a code of ISC, CIC, CII or ISI, multiplied by the total number of Instructional and Attendance taking days in which the student was scheduled.</p> <p>When the Student Absence Summary Data Collection Exemption Indicator field reports a value of Y, this field does not report.</p> <p><i>Numeric, 6 digits (N - NNN.NN)</i></p>	

Data Element	Description	Location
<b>ADA Generating Independent Study</b>	<p><b>For Traditional STAS</b>  Reports the total number of days in whole numbers (more than 0 days, less than 250 days) the student satisfied statutory and regulatory requirements necessary to generate a day of attendance for either traditional or course-based independent student.</p> <p>This is calculated by adding the number of days the student had an attendance entry mapped to a State Attendance Code of CIC or ISC or a full day plus the total days between all events within the calendar year.</p> <hr/> <p><b>For Period-based STAS</b>  Reports the total number of days in whole numbers (more than 0 days, less than 250 days) the student satisfied statutory and regulatory requirements necessary to generate a day of attendance for either traditional or course-based independent student.</p> <p>This is calculated by adding the number of days the student had an attendance entry mapped to a State Attendance Code of CIC or ISC or a full day plus the total days between all events within the calendar year.</p> <p><i>Numeric, 6 digits (N - NNN.NN)</i></p>	<p>Calculated value, data not stored</p>

Data Element	Description	Location
<b>Period by Period Attendance Method Indicator</b>	<p>Indicates whether the student's attendance is reported using a period by period attendance by converting periods of attendance into days of attendance.</p> <p>A value of Y reports when the Student Absence Summary Data Collection Exemption Indicator (field 13) is blank/null, and indicates period by period reporting is used.</p> <p>Otherwise, a value of N reports.</p>	<p>N/A</p>