

# Preschool Screener (Minnesota)


Last Modified on 12/14/2025 8:45 pm CST

[Preschool Screener Program Information](#) | [Tool Rights](#) | [Preschool Screener Ad hoc Reporting Fields](#) | [Preschool Screening Detail Editor](#)

Tool Search: Preschool Screener

Preschool Screener is a new State Program that allows multiple screening records to be created and reported for students in Ed-Fi. State-reported fields for Screener and Screener Exit Status have been moved from the Early Childhood tool to the Preschool Screener program editor.

Early Childhood Screening is used to identify possible health or developmental concerns in infants and young children who may need additional assessment, evaluation or resources to address those concerns. Screening may link families to free early learning opportunities and resources such as Head Start or other programs. Preschool Screener is a State Program used to record data for children who have been screened.



Preschool Screener ☆

Student, SAMPLE

Student #

111435

Grade

PS

DOB

01/09/2020

Transportation Opt-In

[Student Information](#) > [State Programs](#) > Preschool Screener

Related Tools ^

School Year

Start Date: 07/10/2023

End Date:

Screener: Head start

Screener Exit Status: Referral to early childhood programs, e.g., School Readiness, Head Start, ECFE, family literacy

Created By: SAMPLE SCHOOL DISTRICT

028101; 09/13/2023

Start Date: 07/10/2022

End Date:

Screener: Private Provider

Screener Exit Status: Referral to health care provider

Created By: SAMPLE SCHOOL DISTRICT


028101; 09/13/2023

New

Documents

Print

Preschool Screener



Preschool Screener ☆

Student, Sample

Student #:

123456

Grade:

EE

DOB:

10/23/2012

Interpreter

HS Grad Req eff 2023-24

[Student Information](#) > [State Programs](#) > [Preschool Screener](#)

Related Tools ^

Program Information

Start Date: (Required)

month/day/year

End Date:

month/day/year

Program Status:

Location \*

Screener: (Required)

Screener Exit Status:

State Exclude:

☐

Comments

Maximum 255 characters

Save

Cancel

Preschool Screener - Program Information

<b>Minnesota State</b> Generated on 09/13/2023 10:21:24 AM Page 1 of 1	<b>Student, Sample - Preschool Screener Summary</b> Grade: PS Birthdate: 01/09/2018 State ID: 0281000
---	--

Preschool Screener Records

<b>Start Date:</b> 07/10/2023  <b>Screener:</b> Head start  <b>Comments:</b> See Detail Report	<b>End Date:</b>  <b>Screener Exit Status:</b> Referral to early childhood programs, e.g., School Readiness, Head Start, ECFE, family literacy	<b>Created By:</b> ANYTOWN EL SCHOOL DISTRICT 8109/13/2023
<b>Start Date:</b> 07/10/2022  <b>Screener:</b> Private Provider  <b>Comments:</b> See File Info	<b>End Date:</b>  <b>Screener Exit Status:</b> Referral to health care provider	<b>Created By:</b> ANYTOWN EL SCHOOL DISTRICT 8109/13/2023

Preschool Screener Summary

# Preschool Screener Program

# Information

1. Click **New** to enter a new record, or select an existing record to modify or view the record in the **Program Information Detail** editor. The name and timestamp indicate when the record was last modified and by whom.
2. **Start Date** must be entered to save a record. See the table below for information about available fields. Follow district practices when populating the remaining fields in the editor.
3. Use **Print Summary Report** to generate a PDF report summarizing data entered for each of the selected students' Preschool Screening records. Note that Created By identifies the district in which the record was created.
4. Districts using the Campus Digital Repository may choose to upload **Documents** related to the selected student's records. See the [Manage Document Attachments](#) article to learn how to do this.

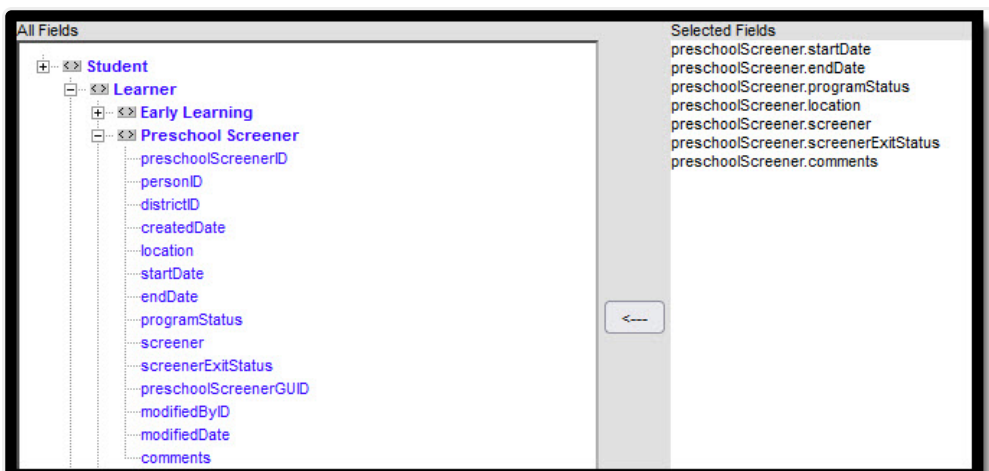
## Tool Rights

**Read** - Access and generate the report  
**Write** - Modify field data and generate the report  
**Add** - Refresh data and generate the report  
**Delete** - Provides no function for this tool

The Tool Rights Outline Path for this tool is Student Information > State Programs > Preschool Screener. For more information about Tool Rights and how they function, see this [Tool Rights](#) article.

## Preschool Screener Ad hoc Reporting Fields

In Ad hoc, Preschool Screening editor fields are located under Student > Learner > Preschool Screener.



*Ad hoc - Preschool Screener*

# Preschool Screening Detail Editor

Field Name	Description	Ad hoc Fields
Start Date End Date	<b>Start Date is a required field.</b> The Start Date is used in Early Education reporting.  <i>Date Field</i>	preschoolScreener.startDate preschoolScreener.endDate
Program Status	Program associated with the screening being recorded.  <i>Drop list, single select</i>	preschoolScreener.programStatus
Location	<b>Location is a required field.</b> Location describes the place where the screening took place.  <i>Drop list, single select</i>	preschoolScreener.location
Screener	<b>Screener is a required field.</b> Screener describes the type of screening that was done.  <i>Drop list, single select</i>	preschoolScreener.screener
Screener Exit Status	Describes outcome of screening.  <i>Drop list, single select</i>	preschoolScreener.screenerExitStatus
State Exclude	Indicates if the record should be excluded from sending to the state.  <i>Checkbox</i>	preschoolScreener.stateExclude
Comments	Text field that can contain a maximum of 255 characters used to enter information pertaining to the selected record.	preschoolScreener.comments

