

PreID Extract (Ohio)

Last Modified on 09/18/2023 9:06 am CDT

[Report Logic](#) | [Generating the Extract](#) | [Extract Layout](#)

Classic View: OH State Reporting > Pre-ID Extract (Current)

Search Terms: OH State Reporting

The Pre-ID Extract is used to identify students for testing purposes. This extract is populated with student demographic information that is sent to a testing company for the purpose of distributing tests amongst students. Any student with an enrollment record within the date range entered on the extract editor will report.

OH Pre-Identification Extract (Current)

The Student Pre-Identification File outputs as a CSV (Comma Separated Value) or HTML file. The report contains student schedule information for generating AIR assessment labels relating to subjects ELA, Mathematics, Social Studies, and Science. Choose CSV to produce the file in the state defined format.

Enter a Date Range to pull students enrolled and scheduled in the desired year. The report can be run on a single calendar or district-wide.

<p>Report Options</p> <p>Pull data from SPED product integration <input type="checkbox"/></p> <p>Date Range <input type="text"/> -- <input type="text"/></p> <p>Format Comma Separated (CSV) ▾</p> <p>Ad Hoc Filter ▾</p> <p>Include Protected Identity Info <input type="checkbox"/></p> <p>Exclude Dropped Students <input type="checkbox"/></p> <p>Generate Prior PreID Extract <input type="checkbox"/></p> <p>Include All Enrolled Students <input type="checkbox"/></p>	<p>Select Calendars</p> <p>Which calendar(s) would you like to include in the report?</p> <p><input checked="" type="radio"/> active year</p> <p><input type="radio"/> list by school</p> <p><input type="radio"/> list by year</p> <div style="border: 1px solid gray; padding: 5px; margin-top: 5px;"> <p>22-23</p> <ul style="list-style-type: none"> 22-23 Autism Scholarship-BCSD 22-23 BCE KG-04 22-23 BCE PRE 22-23 BMHS 22-23 BMMS Gr06-08 22-23 BMMS GR5 22-23 BPE KG-04 22-23 BPE PRE 22-23 Education Alternatives A </div>
--	--

Generate Extract
Submit to Batch

Ohio PreID Extract Editor

Report Logic

If the student has an active enrollment between the start and end date on the extract editor, a record reports.

Generating the Extract

1. Enter the **Date Range** in *mmddyy* format or by clicking the calendar icon and selecting a date.
2. Select which calendar(s) to include within the extract.

3. Select which **Grades** to include in the extract from the calendar(s) selected.
4. Select the **Format**. For submission to the State, select the State Format (Fixed width). To review data prior to submission, select any of the other available formats.
5. Select an **Ad hoc Filter**, if applicable.
6. Indicate if the extract should **Include Protected Identity Info**.
7. Mark the **Exclude Dropped Students** checkbox if dropped students should not be included in the extract.
8. Use the **Generate Prior PreID Extract** checkbox to create the prior PreID extract (PreID 2014 version).
9. Marking Include All Enrolled Students ensures that a record for each student with an enrollment in the selected calendar(s) are included in the extract.
10. Click the **Generate Extract** button. The extract will appear in a separate window in the designated format.


Extract Layout

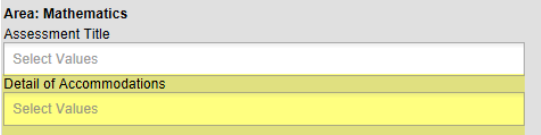
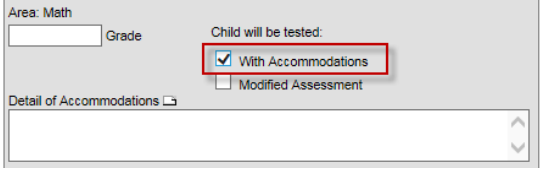
If the **Include Protected Identity Info** checkbox is marked in the extract editor, Demographics fields report from [Census > People > Identities > Active Identity > Protected Identity Information](#).

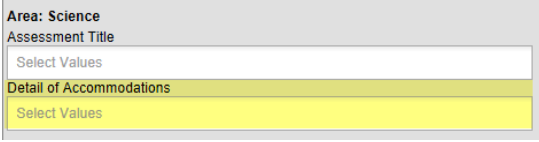
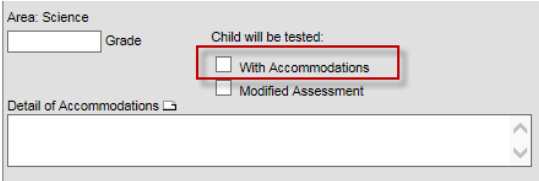
Element Name	Business Rules	Data Source GUI Path
Statewide Student Identifier (SSID)	Report Student State ID.	Census > People > Demographics > Student State ID
Local District Student ID	Report Local Student Number.	Census > People > Demographics > Local Student Number
Student Last Name	<ol style="list-style-type: none"> 1. If Include Protected Identity Info = selected, report Legal Last Name. 2. If NULL, report Last Name. 	Census > People > Demographics > Last Name
Student First Name	<ol style="list-style-type: none"> 1. If Include Protected Identity Info = selected, report Legal First Name. 2. If NULL, report First Name. 	Census > People > Demographics > First Name

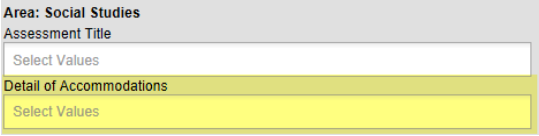
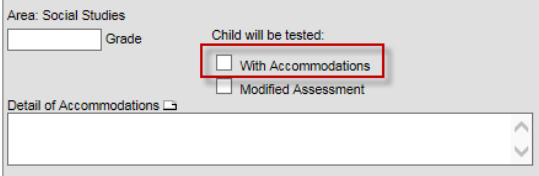
Element Name	Business Rules	Data Source GUI Path
Student Middle Name	<ol style="list-style-type: none"> If Include Protected Identity Info = selected, report Legal Middle Name. If NULL, report Middle Name. 	Census > People > Demographics > Middle Name
Date of Birth	Report Birth Date. Format: YYYY-MM-DD	Census > People > Demographics > Birth Date
Gender	<p>If Include Protected Identity Info = selected, report Legal Gender.</p> <p>If NULL, report Gender.</p> <p>F = female, M = male</p>	Census > People > Demographics > Gender
Enrolled Grade	Report Grade. If Grade = KG, report 22. (State Grade Level Code)	Student Information > General > Enrollments > Grade
Ethnicity	<p>Reports the code below based on the student's Race/Ethnicity code indicated in (Census > People > Demographics > Race/Ethnicity > *Race Ethnicity).</p> <p>0 = Multiracial 1 = American Indian or Alaskan Native 2 = Native Hawaiian or Other Pacific Islander 3 = Asian 4 = Hispanic or Latino 5 = Black or African American 6 = White 7 = When null (else)</p>	Census > People > Demographics > Race/Ethnicity > *Race Ethnicity
English Learner (EL)	<p>If student has a Program Status = EL and Identified Date prior to the End Date of the extract editor, reports Y.</p> <p>If student has a Program Status = Exited EL with a Program Exit Date within the Date Range of the extract editor, reports Y.</p> <p>Else, reports N.</p>	Student Information > Program Participation > LEP > Program Status, Identified Date, Program Exit Date
Student's Migrant Status	<p>If Migrant = selected, reports Y.</p> <p>Else, reports blank.</p>	Student Information > General > Enrollments > State Reporting > Migrant

Element Name	Business Rules	Data Source GUI Path
Gifted and Talented	Report blank.	
504	If Served by a 504 Plan = selected, reports Y. Else, report N.	Student Information > General > Enrollments > State Reporting > Served by a 504 Plan
IEP	If pulling from third party SPED integration <ul style="list-style-type: none"> Report value iep from Ohio Pre-Identification File ID endpoint/corresponding value from 3rd party system If pulling from campus <ul style="list-style-type: none"> If student has an active IEP within the Date Range of the extract editor, reports Y. Else, reports N. 	Student Information > sped > docs > IEP
Primary Disability Category	If pulling from third party SPED integration <ul style="list-style-type: none"> Report value primaryDisabilityCategory from Ohio Pre-Identification File ID endpoint/corresponding value from 3rd party system If pulling from campus <ul style="list-style-type: none"> If student has an active IEP within the Date Range of the extract editor, report Primary Disability . Else, reports blank. Disability Mappings. <ul style="list-style-type: none"> If 01, = MD If 02, = DB If 03, = HI If 04, = VI If 05, = SLI If 06, = OI If 08, = EMN If 09, = ID If 10, = SLD If 12, = AUT If 13, = TBI If 14, = OHI If 15, = OHI If 16, = DD 	Student Information > sped > docs > IEP > Enrollment Status

Element Name	Business Rules	Data Source GUI Path
<p>Accommodations - ELA</p>	<p>If pulling from third party SPED Integration:</p> <ul style="list-style-type: none"> Report value accommodationsELA from Ohio Pre-Identification File ID endpoint/corresponding value from 3rd party system <p>If pulling from Campus:</p> <ol style="list-style-type: none"> 2018 IEP - If student has an active IEP with ELA Reading or ELA Writing Detail of Accommodations = NOT NULL, report Y. <ol style="list-style-type: none">  2017 and prior IEP - If student has an active IEP with Reading or Writing Accommodations, report Y. <ol style="list-style-type: none">  EL - If student has an active EL assessment accommodation within the Date Range of the extract editor, reports Y. <ol style="list-style-type: none"> Accommodation must have Code = ELA and Type = Assessment. 504 - If student has a test accommodations record with ELA = selected, report Y. ELSE, report N. 	<p>Student Information > SPED > Docs > IEP> Statewide and District-wide Testing > Area: Reading, Area: Writing</p> <p>Student Information > Program Participation > LEP > LEP Accommodations Programs > LEP > LEP Setup > LEP Accommodations > Code, Type</p> <p>Student Information > General > Test Accommodations > ELA</p>

Element Name	Business Rules	Data Source GUI Path
<p>Accommodations - Mathematics</p>	<p>If pulling from third party SPED Integration:</p> <ul style="list-style-type: none"> Report value accommodationsMathematics from Ohio Pre-Identification File ID endpoint/corresponding value from 3rd party system <p>If pulling from Campus:</p> <ol style="list-style-type: none"> 2018 IEP - If student has an active IEP with Mathematics Detail of Accommodations = NOT NULL, report Y. <ol style="list-style-type: none">  2017 IEP and prior - If student has an IEP with Math Accommodations, report Y. <ol style="list-style-type: none">  EL - If student has an active EL assessment accommodation within the Date Range of the extract editor, reports Y. <ol style="list-style-type: none"> Accommodation must have Code = M and Type = Assessment. 504 - If student has a test accommodations record with Mathematics = selected, report Y. ELSE, report N. 	<p>Student Information > SPED > Docs > IEP > Statewide and District-wide testing > Area: Math</p> <p>Student Information > Program Participation > LEP > LEP Accommodations Programs > LEP > LEP Setup > LEP Accommodations > Code, Type</p> <p>Student Information > General > Test Accommodations > Mathematics</p>

Element Name	Business Rules	Data Source GUI Path
Accommodations - Science	<p>If pulling from third party SPED Integration:</p> <ul style="list-style-type: none"> Report value accommodationsScience from Ohio Pre-Identification File ID endpoint/corresponding value from 3rd party system <p>If pulling from Campus:</p> <ol style="list-style-type: none"> 2018 IEP - If student has an active Science Detail of Accommodations = NOT NULL, report Y. <ol style="list-style-type: none">  2017 IEP and prior - If student has an active IEP with Science Accommodations, report Y. <ol style="list-style-type: none">  EL - If student has an active EL assessment accommodation within the Date Range of the extract editor, reports Y. <ol style="list-style-type: none"> Accommodation must have Code = S and Type = Assessment. 504 - If student has a test accommodations record with Science = selected, report Y. ELSE, report N. 	<p>Student Information > SPED > Docs > IEP > Statewide and District-wide testing > Area: Science</p> <p>Student Information > Program Participation > LEP > LEP Accommodations Programs > LEP > LEP Setup > LEP Accommodations > Code, Type</p> <p>Student Information > General > Test Accommodations > Science</p>

Element Name	Business Rules	Data Source GUI Path
Accommodations - Social Studies	<p>If pulling from third party SPED Integration:</p> <ul style="list-style-type: none"> Report value accommodationsSocialStudies from Ohio Pre-Identification File ID endpoint/corresponding value from 3rd party system <p>If pulling from Campus:</p> <ol style="list-style-type: none"> 2018 IEP - If student has an active Social Studies Detail of Accommodations = NOT NULL, report Y. <ol style="list-style-type: none">  2017 IEP and prior - If student has an active IEP with Social Studies Accommodations, report Y. <ol style="list-style-type: none">  EL - If student has an active EL assessment accommodation within the Date Range of the extract editor, reports Y. <ol style="list-style-type: none"> Accommodation must have Code = C and Type = Assessment. 504 - If student has a test accommodations record with Social Studies = selected, report Y. ELSE, report N. 	<p>Student Information > SPED > Docs > IEP > Statewide and District-wide testing > Area: Social Studies</p> <p>Student Information > Program Participation > LEP > LEP Accommodations Programs > LEP > LEP Setup > LEP Accommodations > Code, Type</p> <p>Student Information > General > Test Accommodations > Social Studies</p>
Attending District IRN	<ol style="list-style-type: none"> When (System Admin > Resources > School > School Detail > District IRN Override) NOT = null, reports the value entered into the District IRN Override field. When District IRN Override = null, reports entry in (System Admin > Resources > District Information > District Info > State District Number). <p>Pad with left leading zero(s) if necessary.</p>	<p>System Admin > Resources > School > School Detail > District IRN Override</p> <p>System Admin > Resources > District Information > District Info > State District Number</p>

Element Name	Business Rules	Data Source GUI Path
Attending District Name	Report Name. Pad with left leading blank space if necessary.	System Admin > Resources > District Info > Name
Attending School IRN	<ol style="list-style-type: none"> 1. Reports the entry in (System Admin > Resources > School > School Detail > School IRN Override) when School IRN Override is not null. 2. When School IRN Override is null: <ol style="list-style-type: none"> 1. Reports (System Admin > Resources > School > School Detail > State School Number) 	System Admin > Resources > School > School Detail > School IRN Override System Admin > Resources > School > State School Number
Attending School Name	Report school Name.	System Admin > Resources > School > Name
Home District IRN	Report Legal District of Residence code. If NULL, report blank space.	Student Information > General > Enrollments > State Reporting > Legal District of Residence
Home District Name	Report Legal District of Residence name. If NULL, report blank space.	Student Information > General > Enrollments > State Reporting > Legal District of Residence
Home School IRN	Report Home School IRN. If NULL, report blank space.	Student Information > General > Enrollments > State Reporting > Home School IRN
Home School Name	Report Home School Name. If NULL, report blank space.	Student Information > General > Enrollments > State Reporting > Home School Name

Element Name	Business Rules	Data Source GUI Path
Test eligibility: AASCD	<p>If pulling from third party SPED Integration:</p> <ol style="list-style-type: none"> 1. If field contains @, report using "If pulling from campus" logic below 2. ,else report value from third party SPED integration <ol style="list-style-type: none"> 1. Report value testEligibilityAASCD from Ohio Pre-Identification File ID endpoint/corresponding value from 3rd party system <p>If pulling from Campus:</p> <ol style="list-style-type: none"> 1. If the student has a locked IEP within the date range, Look to most recent locked IEP within the Date Range entered on the extract editor. <ul style="list-style-type: none"> ◦ If Student Has Met AASCD Testing Participation Requirement for AASCD? Checkbox is checked, Report N ◦ Is the child participating in the AASCD? and checkbox selected/Date, Report Y ◦ Otherwise Report, N • Only included for grade levels = 03, 04, 05, 06, 07, 08, 09, 10, 11, 12. 	<p>Student Information > Special Education > Documents > IEP > Statewide and Districtwide Testing > State Tests > Student has met AASCD Testing Participation Requirements</p> <p>Student Information > Special Education > Documents > IEP > Statewide and Districtwide > Is the child participating in alternate assessment?</p>

Element Name	Business Rules	Data Source GUI Path
OST and AASCD Test Mode: ELA	<p>If pulling from third party SPED Integration:</p> <ol style="list-style-type: none"> 1. If field contains @, report using "If pulling from campus" logic below 2. ,else report value from third party SPED integration <ol style="list-style-type: none"> 1. Report value ostAndAASCDTestModeELA from Ohio Pre-Identification File ID endpoint/corresponding value from 3rd party system <p>If pulling from Campus:</p> <ol style="list-style-type: none"> 1. If the student has a locked IEP within the date range, Look to most recent locked IEP within the Date Range entered on the extract editor. <ol style="list-style-type: none"> 1. If Student has Met AASCD Requirements checkbox is checked, Report N 2. If Student has Met AASCD Requirements checkbox is NOT checked and "Is the child participating in the AASCD?"= Y, report Test Mode from Writing or Reading subject. Report first from Writing. If both subjects NULL, report O. 2. If IEP test mode is null or N then report test mode from course <ol style="list-style-type: none"> 1. If student scheduled in a course with an attached assessment with State Code = GN and Subject = ELA, report course Test Mode. If course Test Mode = NULL, report O. 3. Else report N 	<p>Student Information > Special Education > Documents > IEP > Statewide and Districtwide Testing > State Tests > Student has met AASCD Testing Participation Requirements</p> <p>Student Information > Special Education > Documents > IEP > Statewide and Districtwide > Is the child participating in alternate assessment?</p> <p>Assessment > Test Setup > State Code, Subject</p> <p>Course > Test Mode</p>

Element Name	Business Rules	Data Source GUI Path
OST and AASCD Test Mode: Mathematics	<p>If pulling from third party SPED Integration:</p> <ol style="list-style-type: none"> 1. If field contains @, report using "If pulling from campus" logic below 2. ,else report value from third party SPED integration <ol style="list-style-type: none"> 1. Report value ostAndAASCDTestModeMathematics from Ohio Pre-Identification File ID endpoint/corresponding value from 3rd party system <p>If pulling from Campus:</p> <ol style="list-style-type: none"> 1. If the student has a locked IEP within the date range, Look to most recent locked IEP within the Date Range entered on the extract editor. <ol style="list-style-type: none"> 1. If Student has Met AASCD Requirements checkbox is checked, Report N 2. If Student has Met AASCD Requirements checkbox is NOT checked and "Is the child participating in the AASCD?"= Y, report Test Mode from Mathematics subject. If subject is NULL, report O. 2. If IEP test mode is null or N then report test mode from course <ol style="list-style-type: none"> 1. If student scheduled in a course with an attached assessment with State Code = GN and Subject = M, report course Test Mode. If course Test Mode = NULL, report O. 3. Else report N 	<p>Student Information > Special Education > Documents > IEP > Statewide and Districtwide Testing > State Tests > Student has met AASCD Testing Participation Requirements</p> <p>Student Information > Special Education > Documents > IEP > Statewide and Districtwide > Is the child participating in alternate assessment?</p> <p>Assessment > Test Setup > State Code, Subject</p> <p>Course > Test Mode</p>

Element Name	Business Rules	Data Source GUI Path
OST and AASCD Test Mode: Science	<p>If pulling from third party SPED Integration:</p> <ol style="list-style-type: none"> 1. If field contains @, report using "If pulling from campus" logic below 2. ,else report value from third party SPED integration <ol style="list-style-type: none"> 1. Report value ostAndAASCDTestModeScience from Ohio Pre-Identification File ID endpoint/corresponding value from 3rd party system <p>If pulling from Campus:</p> <ol style="list-style-type: none"> 1. If the student has a locked IEP within the date range, Look to most recent locked IEP within the Date Range entered on the extract editor. <ol style="list-style-type: none"> 1. If Student has Met AASCD Requirements checkbox is checked, Report N 2. If Student has Met AASCD Requirements checkbox is NOT checked and "Is the child participating in the AASCD?"= Y, report Test Mode from Science subject. If subject is NULL, report O. 2. If IEP test mode is null or N then report test mode from course <ol style="list-style-type: none"> 1. If student scheduled in a course with an attached assessment with State Code = GN and Subject = S, report course Test Mode. If course Test Mode = NULL, report O 3. Else report N 	<p>Student Information > Special Education > Documents > IEP > Statewide and Districtwide Testing > State Tests > Student has met AASCD Testing Participation Requirements</p> <p>Student Information > Special Education > Documents > IEP > Statewide and Districtwide > Is the child participating in alternate assessment?</p> <p>Assessment > Test Setup > State Code, Subject</p> <p>Course > Test Mode</p>

Element Name	Business Rules	Data Source GUI Path
<p>AASCD Test Mode: Social Studies</p>	<p>If pulling from third party SPED Integration:</p> <ol style="list-style-type: none"> 1. If field contains @, report using "If pulling from campus" logic below 2. ,else report value from third party SPED integration <ol style="list-style-type: none"> 1. Report value <code>ostAndAASCDTestModeSocialStudies</code> from Ohio Pre-Identification File ID endpoint/corresponding value from 3rd party system <p>If pulling from Campus:</p> <ol style="list-style-type: none"> 1. If the student has a locked IEP within the date range, Look to most recent locked IEP within the Date Range entered on the extract editor. <ol style="list-style-type: none"> 1. If Student has Met AASCD Requirements checkbox is checked, Report N 2. If Student has Met AASCD Requirements checkbox is NOT checked and "Is the child participating in the AASCD?"= Y, report Test Mode from Social Studies subject. If subject is NULL, report O. 2. If IEP test mode is null or N then report test mode from course <ol style="list-style-type: none"> 1. If student scheduled in a course with an attached assessment with State Code = GN and Subject = C, report course Test Mode. If course Test Mode = NULL, report O 3. Else report N 	<p>Student Information > Special Education > Documents > IEP > Statewide and Districtwide Testing > State Tests > Student has met AASCD Testing Participation Requirements</p> <p>Student Information > Special Education > Documents > IEP > Statewide and Districtwide > Is the child participating in alternate assessment?</p> <p>Assessment > Test Setup > State Code, Subject</p> <p>Course > Test Mode</p>
<p>Accelerated ELA Grade</p>	<p>If Test eligibility: AASCD = Y, report blank.</p> <p>Report ELA Grade 3-8. If NULL, report blank.</p>	<p>Student Information > General > Enrollments > State Reporting</p>
<p>Accelerated Mathematics Grade</p>	<p>If Test eligibility: AASCD = Y, report blank.</p> <p>Report Mathematics Grade 3-8. If NULL, report blank.</p>	<p>Student Information > General > Enrollments > State Reporting</p>

Element Name	Business Rules	Data Source GUI Path
Accelerated Science Grade	<p>If Test eligibility: AASCD = Y, report blank.</p> <p>Report Science Grade 5 or 8. If NULL, report blank.</p>	<p>Student Information > General > Enrollments > State Reporting</p>
Test eligibility and mode: HS ELA 2	<ol style="list-style-type: none"> 1. If Test eligibility: AASCD = Y, report N. 2. If student scheduled in a course with an attached assessment with State Code = GE and Subject = ELA2, report course Test Mode. If course Test Mode = NULL, report O. 3. Else report N 	<p>Assessment > Test Setup > State Code, Subject</p> <p>Course > Test Mode</p>
Test eligibility & mode: Algebra 1	<ol style="list-style-type: none"> 1. If Test eligibility: AASCD = Y, report N. 2. If student scheduled in a course with an attached assessment with State Code = GE and Subject = ALG1, report course Test Mode. If course Test Mode = NULL, report O. 3. Else report N 	<p>Assessment > Test Setup > State Code, Subject</p> <p>Course > Test Mode</p>
Test eligibility & mode: Geometry	<ol style="list-style-type: none"> 1. If Test eligibility: AASCD = Y, report N. 2. If student scheduled in a course with an attached assessment with State Code = GE and Subject = GEOM, report course Test Mode. If course Test Mode = NULL, report O. 3. Else report N 	<p>Assessment > Test Setup > State Code, Subject</p> <p>Course > Test Mode</p>
Test eligibility & mode: Integrated Mathematics 1	<ol style="list-style-type: none"> 1. If Test eligibility: AASCD = Y, report N. 2. If student scheduled in a course with an attached assessment with State Code = GE and Subject = MTH1, report course Test Mode. If course Test Mode = NULL, report O. 3. Else report N 	<p>Assessment > Test Setup > State Code, Subject</p> <p>Course > Test Mode</p>

Element Name	Business Rules	Data Source GUI Path
Test eligibility & mode: Integrated Mathematics 2	<ol style="list-style-type: none"> 1. If Test eligibility: AASCD = Y, report N. 2. If student scheduled in a course with an attached assessment with State Code = GE and Subject = MTH2, report course Test Mode. If course Test Mode = NULL, report O. 3. Else report N 	Assessment > Test Setup > State Code, Subject Course > Test Mode
Test eligibility & mode: Biology	<ol style="list-style-type: none"> 1. If Test eligibility: AASCD = Y, report N 2. If student scheduled in a course with an attached assessment with State Code = GE and Subject = BIOL, report course Test Mode. If course Test Mode = NULL, report O. 3. Else report N 	Assessment > Test Setup > State Code, Subject Course > Test Mode
Test eligibility & mode: American Government	<ol style="list-style-type: none"> 1. If Test eligibility: AASCD = Y, report N. 2. If student scheduled in a course with an attached assessment with State Code = GE and Subject = GOVM, report course Test Mode. If course Test Mode = NULL, report O. 3. Else report N 	Assessment > Test Setup > State Code, Subject Course > Test Mode
Test eligibility & mode: American History	<ol style="list-style-type: none"> 1. 1. If Test eligibility: AASCD = Y, report N 2. If student scheduled in a course with an attached assessment with State Code = GE and Subject = HIST, report course Test Mode. If course Test Mode = NULL, report O. 3. Else report N 	Assessment > Test Setup > State Code, Subject Course > Test Mode

Element Name	Business Rules	Data Source GUI Path
Test eligibility & mode: OELPA/OELPS	<ol style="list-style-type: none"> 1. If Program Status = Pending, report Test Format from assessment accommodation within the date range. If NULL, report P. 2. If Program Status = LEP and Identified Date prior to End Date of the extract editor, report Test Format from assessment accommodation within the date range. If NULL, report O. 3. If Program Status = Exited LEP and Program Exit Date >= End Date of the extract editor, report Test Format from assessment accommodation within the date range. If NULL, report O. 4. If Program Status = Exited LEP and Program Exit Date is prior to the End Date of the extract editor, report blank 5. Else report blank. 	<p>Student Information > Program Participation > LEP > Program Status, Identified Date, Program Exit Date</p> <p>Student Information > Program Participation > LEP > LEP Accommodations > Test Format, Alternate OELPS</p>
Test Eligibility: Alternate OELPA	<p>Reports "Y" When:</p> <ol style="list-style-type: none"> 1. Student has an EL Accommodation record with the following: <ol style="list-style-type: none"> 1. Accommodation Type = a select with Code = OELPA 2. Start Date <= extract End Date 3. End Date >= extract Start Date <p>Otherwise, reports "N"</p>	<p>Student Information > Program Participation > English Learners (EL) > EL Accommodations</p> <p>System Admin > Program Admin > English Learners (EL) > EL Setup > Code</p>