

# CALPADS Course Section (CRSE) [.2227 - .2335]

Last Modified on 01/27/2026 11:59 am CST

You are viewing a previous version of this article. See [CALPADS Course Section \(CRSE\)](#) for the most current information.

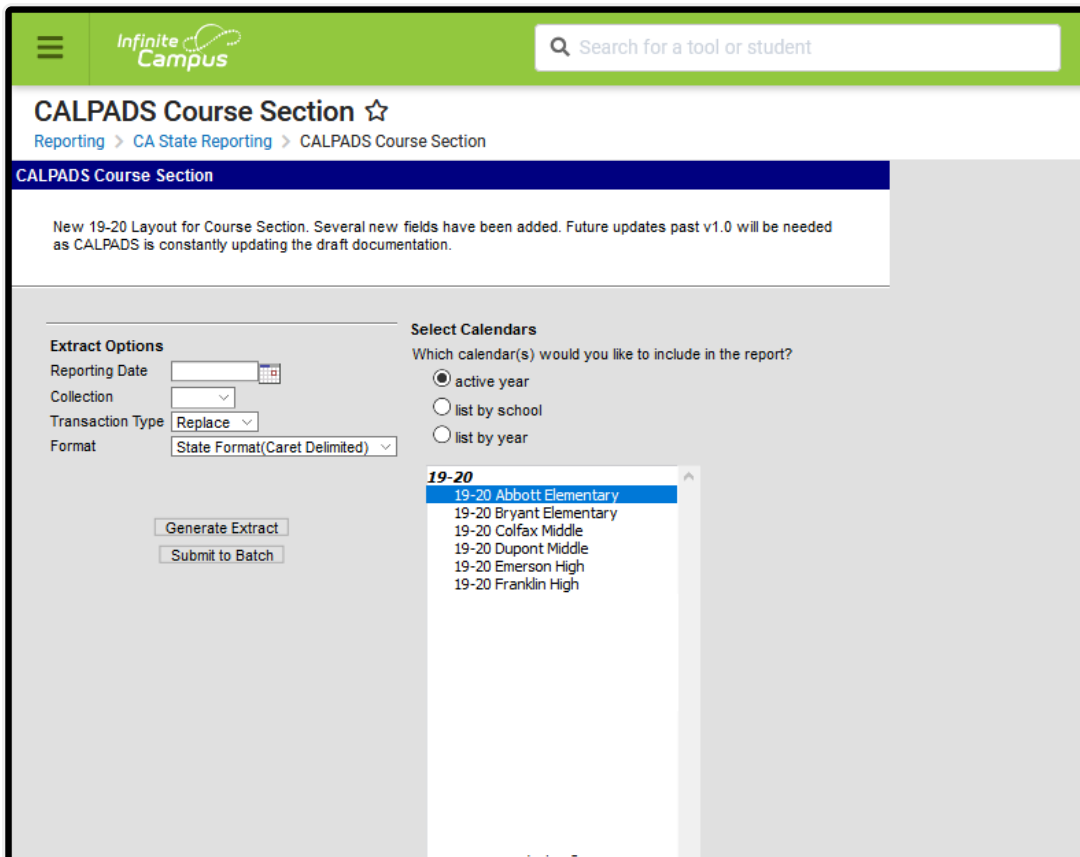
[Report Logic](#) | [Validate CRSE Data](#) | [Report Editor](#) | [Generate the Course Section File](#) | [Course Section File](#)

**Classic View:** CA State Reporting > CALPADS Course Section

**Search Terms:** CALPADS Course Section

The CALPADS Course Section extract reports courses that have students actively enrolled (Fall) or that students have completed (EOY), and the teachers who are teaching the courses. Staff members must have a SEID, and courses taught by staff with a SEID = 9999999999 report. Student data is reported in the [CALPADS Student Course Section](#) extract.

Only active courses are included in the report.



The screenshot shows the 'CALPADS Course Section' interface. At the top, there is a search bar with the text 'Search for a tool or student'. Below the search bar, the title 'CALPADS Course Section' is displayed with a star icon. A breadcrumb trail shows 'Reporting > CA State Reporting > CALPADS Course Section'. A blue header bar contains the text 'CALPADS Course Section'. Below this, a message states: 'New 19-20 Layout for Course Section. Several new fields have been added. Future updates past v1.0 will be needed as CALPADS is constantly updating the draft documentation.' The main content area is divided into two sections. On the left, 'Extract Options' includes fields for 'Reporting Date', 'Collection', 'Transaction Type' (set to 'Replace'), and 'Format' (set to 'State Format(Caret Delimited)'). Below these are buttons for 'Generate Extract' and 'Submit to Batch'. On the right, 'Select Calendars' asks 'Which calendar(s) would you like to include in the report?' with radio buttons for 'active year', 'list by school', and 'list by year'. A dropdown menu is open, showing a list of schools for the '19-20' school year, including 'Abbott Elementary', 'Bryant Elementary', 'Colfax Middle', 'Dupont Middle', 'Emerson High', and 'Franklin High'.

*CALPADS Course Section*

# Report Logic

For **Fall** submission, all course sections with students actively scheduled into them on the Reporting Day are included in the report. If the Reporting Day is not an Instructional Day, the first day after the Reporting Day that IS an instructional day is used as the Reporting Day. If the school has a multi-day schedule (A/B or MTWThF, for example), all courses that occur in the term that contains the Reporting Day report. Courses in future terms do not report. There is no grade level constraint on this submission.

One line per Class ID reports, even when the section is scheduled into more than one period/schedule structure.

Course sections that do not have students on the roster report only if the teacher assigned to the section has a **Type of 27: Itinerant or Pull-Out Push-In Teacher**. The course section must be scheduled in the term that contains Reporting Day. It is acceptable for such a course to be scheduled in a non-instructional period.

For **EOY** submission, data should be submitted for all course sections completed during the year **for students in grades 7-12**. A completed course is defined as any course from the current school year in which a student has a mark entered for a grading task designated as "Post to Transcript." That grading task will usually be named something like Final Grade. The course doesn't have to be posted to the transcript at the time of reporting.

## Operational Keys

- School of Course Delivery
- Academic Year ID
- Academic Term Code

## Unique Identifiers

- School of Course Delivery
- Academic Year ID
- Academic Term
- Local Course ID
- Course Section ID

This is a FULL REPLACEMENT file. This means that if a file is posted to the CALPADS database, and a later file with the same School of Assignment and Academic Year is posted, the records from the second file will **replace**, rather than update or add to, the records from the first file. Data that has been manually entered into CALPADS will also be replaced if it is not corrected in Infinite Campus as well.

For all collections:

If a course section has multiple teachers (Primary Teacher and Teacher(s), a record is reported for

each teacher, as long as the Multiple Teacher element on the course is not null. If there are multiple teachers but that element is null, only the Primary Teacher reports.

- (Fall version) The teacher reported is the active Primary Teacher as of the Reporting Date. An active teacher is determined using the dates on the [Section Staff History](#) record.
- (EOY version) The teacher reported is the active Primary Teacher as of the last day of the term on which the section is scheduled. An active teacher is determined using the dates on the [Section Staff History](#) record.

Course Section data is not reported for a course without a State Code or a course with a State Code of 6012 or 6017.

Course Section data is not reported if all students are:

- marked as State Exclude.
- enrolled in a Grade Level marked as State Exclude.
- attending a school marked as State Exclude.

Course Section data is not reported if none of the students on the roster have an active enrollment with a Service Type P or S or if there are no students on the roster on the Reporting Day, unless the teacher has an active District assignment with Type 27.

For the EOY Collection:

- All Course Sections in the selected calendar report as long as those courses:
  - Have a State Code other than 1000, 6012, 6017 or blank.
  - Have/had at least one student in Grade 07-12 (State Grade Level) who has a mark entered for a grading task designated as Post to Transcript. The task does not have to be posted to the transcript at the time of reporting.
- Students do not have to be actively enrolled at the time of reporting, but they must have an enrollment with Service Type P or S at some time during the Academic Year.
- Students who have a Service Type of N are not reported.

Records sort first by School of Course Delivery, then by SEID, then by Course Section ID.

## Validate CRSE Data

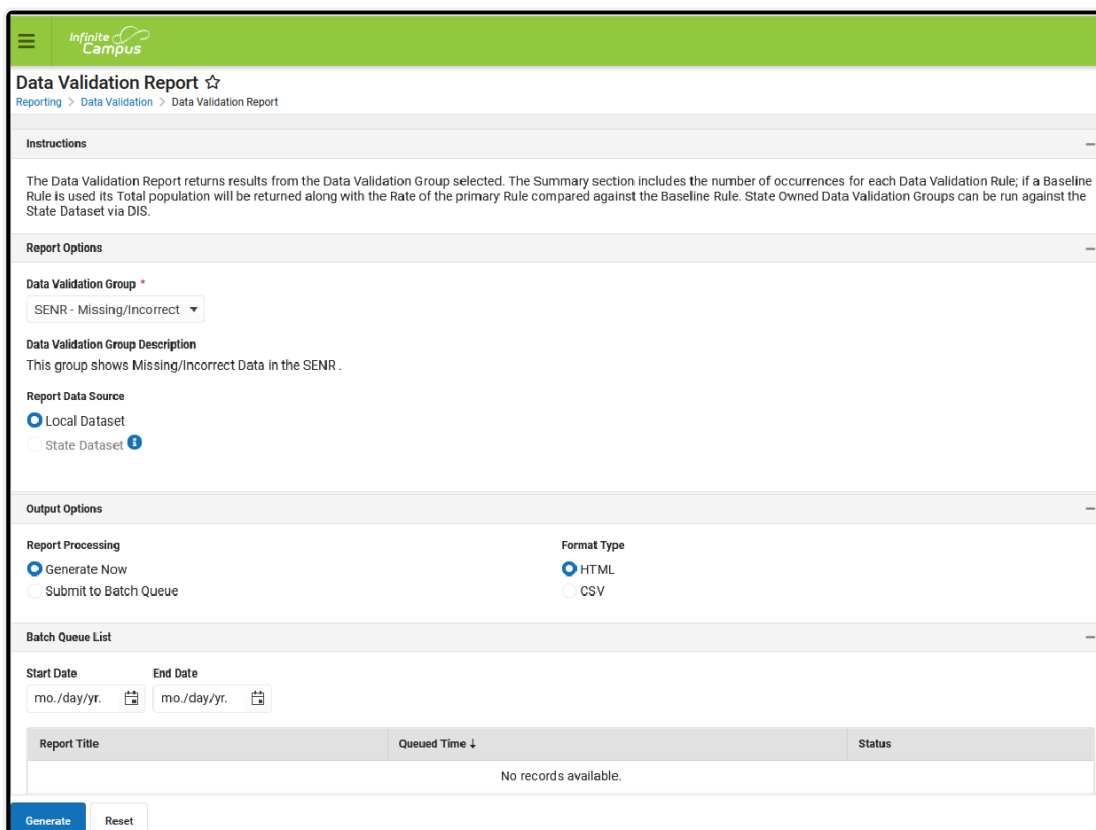
Use the [Data Validation Report](#) to correct any student data prior to the submitting the CALPADS file to the state. Validation Groups and Validation Rules are provided by Infinite Campus for a specific CALPADS extract (listed below). These groups are used to return certain rules assigned to each group.

- [CALPADS SSID Enrollment](#)
- [CALPADS Student Information](#)
- [CALPADS Student Programs](#)
- [CALPADS Student English Language Acquisition](#)
- [CALPADS Student Discipline](#)
  - [Student Incident File](#)
  - [Student Incident Result File](#)
  - [Student Offense File](#)
- [CALPADS Staff Demographics](#)
- [CALPADS Staff Assignments](#)
- [CALPADS Course Section](#)
- [CALPADS Student Course Section](#)
- [CALPADS Work-Based Learning](#)
- [CALPADS Postsecondary Status Summary](#)

Modifications to the Validation Rules and Validation Groups can be made if your district has purchased the [Campus Analytics Suite](#); otherwise, they are read-only.

Users can select the **Missing or Incorrect Data** Validation Group, which returns any missing or incorrect data that is reported in the CALPADS Extract, like a missing enrollment exit reason or an incorrect date, for example.

Note that examples refer to CALPADS SENR.



*Data Validation Report - Missing/Incorrect Data*


The report first lists a Summary of the issues found and the total number of occurrences.

District:

Time: Wed Sep 01 08:36:36 CDT 2021

Preview: Results limited to 100 records per Rule

### SENR - Missing/Incorrect Data



#### Summary

Rule	Severity	Occurrences
<a href="#">SENR0013 (via Stored Proc)</a>	Warning	1
<a href="#">SENR0013 - Enrollment Start Date before Birth Date (via Stored Proc)</a>	Warning	1
<a href="#">SENR0014 (via Stored Proc)</a>	Warning	0
<a href="#">SENR0014 - Enrollment Start Date Greater than Current Date plus 6 months (via Stored Proc)</a>	Warning	0
<a href="#">SENR0015 (via Stored Proc)</a>	Warning	1
<a href="#">SENR0015 - Missing Exit Date (via Stored Proc)</a>	Warning	1
<a href="#">SENR0018 (via Stored Proc)</a>	Warning	1
<a href="#">SENR0018 - Invalid exit date for the submitted Exit Reason (via Stored Proc)</a>	Warning	1
<a href="#">SENR0019 (via Stored Proc)</a>	Warning	1
<a href="#">SENR0019 - Enrollment Exit Date Greater than Current Date plus 30 days (via Stored Proc)</a>	Warning	1
<a href="#">SENR0020 (via Stored Proc)</a>	Warning	819

[Validate Report Summary List](#)

Then, click the Rule in the Summary column (for HTML format), or scroll through the report to see which students meet the criteria of the rule logic.

#### SENR0013 (via Stored Proc) [Back To Summary](#)

recordType	yearID	schoolCalendar	startDate	endDate	nohow	endStatus	ssid	localStudentID	firstName	middleName	lastName	gender	suffix	birthDate
SENR0013	2020-2021	20-21 High School	2020-12-28 00:00:00.0		false		123456789	123456	John		Student	M	SR	2020-12-29 00:00:00.0

#### SENR0013 - Enrollment Start Date before Birth Date (via Stored Proc) [Back To Summary](#)

recordType	yearID	schoolCalendar	startDate	endDate	nohow	endStatus	ssid	localStudentID	firstName	middleName	lastName	gender	suffix	birthDate
SENR0013	2020-2021	20-21 High School	2020-12-28 00:00:00.0		false		123456789	123456	John		Student	M	SR	2020-12-29 00:00:00.0

#### SENR0014 (via Stored Proc) [Back To Summary](#)

No results

#### SENR0014 - Enrollment Start Date Greater than Current Date plus 6 months (via Stored Proc) [Back To Summary](#)

No results

#### SENR0015 (via Stored Proc) [Back To Summary](#)

recordType	yearID	schoolCalendar	startDate	endDate	nohow	endStatus	ssid	localStudentID	firstName	middleName	lastName	gender	suffix
SENR0015	2020-2021	20-21 High School	2020-09-01 00:00:00.0		false	E130	234567890	123456	David		Student	M	

[Validate Report Results](#)

Refer to the tables below, which includes the rule, rule logic and location, for correcting the data.

## Missing or Incorrect Data

The Missing or Incorrect Data Report uses the following rules and logic (open the Click here to Expand section below to see each rule).

► [Click here to expand...](#)

Rule Number	Issue	Logic	Location
CRSE0123	No CTE State Course Code with CTE Indicator	Indicates there is no CTE State Course Code assigned when the CTE Postsecondary Articulated Course Indicator is set to Yes.	<p>Scheduling &gt; Courses &gt; Course &gt; State Code</p> <p>Course.stateCode</p> <hr/> <p>Scheduling &gt; Courses &gt; Course &gt; Postsecondary Articulated</p> <p>Course.vocationalCode</p>
CRSE0131	Missing Language of Instruction Code	Indicates the Language of Instruction Code is not populated when the Education Service Code is set to 1.	<p>Scheduling &gt; Courses &gt; Course &gt; Section &gt; EL Instructional Type</p> <p>Section.elInstructionType</p> <hr/> <p>Scheduling &gt; Courses &gt; Course &gt; Section &gt; Language of Instruction</p> <p>Section.languageOfInstruction</p>
CRSE0132	Invalid Language of Instruction Code	Indicates the Language of Instruction Code is set to 00: English or 37: Sign Language.	<p>Scheduling &gt; Courses &gt; Course &gt; Section &gt; Language of Instruction</p> <p>Section.languageOfInstruction</p> <hr/> <p>Scheduling &gt; Courses &gt; Course &gt; Section &gt; EL Instructional Type</p> <p>Section.elInstructionType</p>

Rule Number	Issue	Logic	Location
CRSE0133	Missing CTE Course Provider Code	Indicates the CTE Course Provider Code is not populated when the CTE State Course Code is populated with a code between 7000-8999.	<p>Scheduling &gt; Courses &gt; Course &gt; State Code</p> <p>Course.stateCode</p> <hr/> <p>Scheduling &gt; Courses &gt; Course &gt; CTE Funding Provider</p> <p>Course.cteFundProvider</p>
CRSE0457	Missing Online Course Instruction Type Code	Indicates the Course Instruction Type Code is not populated when the Distance Learning Indicator is set to Y.	<p>Scheduling &gt; Courses &gt; Course &gt; Section &gt; Distance Learning</p> <p>Section.distance Code</p> <hr/> <p>Scheduling &gt; Courses &gt; Course &gt; Section &gt; Online Course Instruction Type</p> <p>Scheduling &gt; Courses &gt; Course &gt; Online Course Instruction Type</p> <p>Course.teachingMethod Section.teachingMethod</p>
CRSE0459	Invalid State Course Code for AP/IB Course Code Cross Reference	<p>Indicates the State Course Code is incorrect when the AP/IB Course Code Cross Reference is populated.</p> <p>When the AP/IB Course Code Cross Reference field is populated, the State Course Code must be populated with a value of 7000-8999.</p>	<p>Scheduling &gt; Courses &gt; Course &gt; State Code</p> <p>Course.stateCode</p> <hr/> <p>Scheduling &gt; Courses &gt; Course &gt; AP/IB Course Code Cross Reference</p> <p>Course.wblCourseType</p>

Rule Number	Issue	Logic	Location
CRSE0461	CRS - Content Standards Alignment Code must not equal 3 for this CRS - Departmentalized Course Standards Grade Level Range Code	<p>Indicates the Content Standards Alignment Code is incorrect for the assigned Course Standards Grade Level Range Code.</p> <p>When the Departmentalized Course Standards Grade Level Range Code is not equal to NOT - Not Applicable, the Content Standards Alignment Code cannot be equal to 3: Not Content Standards-Aligned or Not Applicable.</p>	<p>Scheduling &gt; Courses &gt; Course &gt; Grade Level Range Code</p> <p>Course.courseLevel</p> <hr/> <p>Scheduling &gt; Courses &gt; Course &gt; Content Standards Alignment Code</p> <p>Course.contentStandard</p>
CRSE0462	Course Content Area Subcategory Code is required for this State Course Code	<p>Indicates the Course Content Area Subcategory selection does not correspond to the selection State Course Code.</p> <p>When the State Course Code = 9000, 9051, 9080, 9090, 9130-37, 9155, 9156, 9157, 9222, 9223, 9291, 9292, 9293, 9294, 9316, 9381, or 9400, the Course Content Area Subcategory Code is required.</p>	<p>Scheduling &gt; Courses &gt; Course &gt; State Code</p> <p>Course.stateCode</p> <hr/> <p>Scheduling &gt; Courses &gt; Course &gt; Course Content Area Subcategory</p> <p>Course.embeddedCourseNumber</p>



Rule Number	Issue	Logic	Location
CRSE0463	Course Content Area Subcategory Code must be blank for this State Course Code	<p>Indicates the selected Course Content Area Subcategory Code is populated when the assigned State Course Code requires that is not be populated.</p> <p>When the State Course Code does not equal 9000, 9051, 9080, 9090, 9130-37, 9155, 9156, 9157, 9222, 9223, 9291, 9292, 9293, 9294, 9316, 9381, or 9400, the Course Content Area Subcategory Code must be blank.</p>	<p>Scheduling &gt; Courses &gt; Course &gt; State Code</p> <p>Course.stateCode</p> <hr/> <p>Scheduling &gt; Courses &gt; Course &gt; Course Content Area Subcategory</p> <p>Course.embeddedCourseNumber</p>
CRSE0530	Missing Departmentalized Course Standards Grade Level Range Code	<p>Indicates the Departmentalized Course Standards Grade Level Range Code is missing based on the assigned State Course Code selected.</p> <p>The Departmentalized Course Standards Grade Level Range Code is required for State Course Codes not equal to 1000.</p>	<p>Scheduling &gt; Courses &gt; Course &gt; State Code</p> <p>Course.stateCode</p> <hr/> <p>Scheduling &gt; Courses &gt; Course &gt; Grade Level Range Code</p> <p>Course.courseLevel</p>

Rule Number	Issue	Logic	Location
CRSE0584	Course Instructional Level Code can only equal College Credit Only or Dual Credit for CTE and College Credit Courses.	<p>Indicates the assigned Course Instructional Level Code is incorrect for the CTE or College Credit Course.</p> <p>Course Instructional Level Code can only equal College Credit Only (23) or Dual Credit (24) for CTE and College Credit Courses.</p>	<p>Scheduling &gt; Courses &gt; Course &gt; State Code</p> <p>Course.stateCode</p> <hr/> <p>Scheduling &gt; Courses &gt; Course &gt; Academic Level 2</p> <p>Course.honorsCode</p>

## Report Editor

Field	Description
<b>Reporting Date</b>	Indicates the date of the report. This field displays the current date.
<b>Collection</b>	Indicates the type of Course Section Report that is being generated - <b>Fall</b> (course enrollment) or <b>End of Year</b> (course completion).
<b>Transaction Type</b>	Indicates the type of transaction that will occur: <ul style="list-style-type: none"> <li>• Delete - student enrollment information will be deleted.</li> <li>• Replace - existing student enrollment information will be replaced with new information</li> </ul>
<b>Format</b>	Selection indicates the format type of the extract. Use the State Format (Caret Delimited) when submitting the information to the state. Use the CSV or HTML format when verifying and testing student data.
<b>Calendar Selection</b>	Select the calendar(s) of enrollment from which to pull course data. Calendars can be chosen by the active year, by the school name or by the year.
<b>Report Generation Options</b>	Choose the Generate Extract option to generate the report immediately. Choose the <a href="#">Submit to Batch</a> option to generate the report at a specified time. This option is helpful when generating large amounts of data.

## Generate the Course Section File

1. Enter the **Reporting Date** in *mmddyy* format, or use the calendar icon to select a date. For Fall 1, use Information Day. This is not needed for EOY.

2. Select the **Collection** from the dropdown list - Fall or EOY.
3. Select the **Transaction Type** from the dropdown list - Replace (default) or Delete.
4. Select the **Format** of the file. The State Format (Caret Delimited) should be chosen when submitting records to the state. Other formats available for testing and review purposes are CSV and HTML.
5. Select the **Calendars** to include in the file.
6. Click the **Generate Extract** button. Or generate the extract at a specified time using the **Submit to Batch** button. The file appears in a new window in the selected format.

## Course Section File

Data Elements	Description	Location
<b>Record Type Code</b>	<p>Type of data record being submitted. Chosen on the Extract Editor.</p> <ul style="list-style-type: none"> <li>• Fall = reports CRSE</li> <li>• EOY = reports CRSC</li> </ul> <p><i>Alphanumeric, 4 characters</i></p>	Data not stored
<b>Transaction Type Code</b>	<p>Action CALPADS should take with this record. Chosen on the Extract Editor.</p> <ul style="list-style-type: none"> <li>• D = Delete</li> <li>• R = Replace (reports blank)</li> </ul> <p><i>Alphanumeric, 1 character</i></p>	Data not stored
<b>Local Record ID</b>	N/A	N/A

Data Elements	Description	Location
<b>Reporting LEA</b>	<p>A unique identifier for the educational service institution in which the Staff person is employed.</p> <p>If the reporting calendar is from a School with Type = 15: Independently Reporting Charter, the State School Number reports (not the State District Number).</p> <p>This field reports the Secondary District Number when the reporting calendar has a School Type of 16: Secondary State District Number.</p> <p><i>Numeric, 7 digits</i></p>	<p>System Administration &gt; Resources &gt; District Information &gt; State District Number</p> <p>District.number</p> <hr/> <p>System Administration &gt; Resources &gt; School &gt; School Number</p> <p>School. number</p> <hr/> <p>System Administration &gt; Resources &gt; School &gt; Type</p> <p>School.type</p>
<b>School of Course Delivery</b>	<p>A unique identifier for the school that delivers a majority of educational instruction and services and is where the student attends.</p> <p>District-level courses and staff will report from a "School" that has the State District Number entered as the State School Number.</p> <p>If the CDS Number field is populated on the School editor, that value reports.</p> <p><i>Numeric, 7 digits</i></p>	<p>System Administration &gt; Resources &gt; School &gt; State School Number</p> <p>School.number</p> <hr/> <p>System Administration &gt; Resources &gt; School &gt; CDS Number</p>

Data Elements	Description	Location
<b>Academic Year ID</b>	<p>A unique identifier assigned to a specific Academic Year. An Academic Year is the period during which school is in regular session and provides a required number of days of instruction.</p> <p><i>Date field, 9 characters (CCYY-CCYY)</i></p>	<p>System Administration &gt; Calendar &gt; School Years &gt; Start Year/End Year</p> <p>Calendar.schoolYear</p>
<b>State Course Code</b>	<p>The State Code (Course Group State, formerly known as the CBEDS Subject Code) for a course.</p> <p>A course is not reported if the State Code is 6012 or 6017 or blank. For the EOY collection, a course is not reported if the State Code is 1000, as well.</p> <p><i>Alphanumeric, 4 characters</i></p>	<p>Scheduling &gt; Courses &gt; Course &gt; State Code</p> <p>Course.stateCode</p>
<b>Local Course ID</b>	<p>A unique identifier assigned to a course by the local educational agency.</p> <p>When this number is longer than 10 characters, only the first 10 characters report. If the number is less than 10 characters, the entire number reports.</p> <p><i>Alphanumeric, 10 characters</i></p>	<p>Scheduling &gt; Courses &gt; Course &gt; Number</p> <p>Course.courseNumber</p>

Data Elements	Description	Location
<b>Course Name</b>	<p>Name of the course.</p> <p>The course name can only include alphabetic letters, numbers periods, hyphens and apostrophes.</p> <p><i>Alphanumeric, 50 characters</i></p>	<p>Scheduling &gt; Course &gt; Course &gt; Name</p> <p>Course.name</p>
<b>Filler Field</b>	N/A	N/A
<b>Filler Field</b>	N/A	N/A
<b>CTE Postsecondary Articulated Course</b>	<p>Indicated whether a Career Technical Education course has been designated as a Postsecondary Articulated Course, a course within a CTE technical career pathway or program that has been articulated with a postsecondary education institution.</p> <p>Successful completion of an articulated course may result in the student meeting the prerequisite requirements for a higher-level course in this course sequence upon enrollment in a postsecondary institution.</p> <p>Reports Y if the course is marked as Postsecondary Articulated. Otherwise, N reports.</p> <p><i>Alphanumeric, 1 character (Y or N)</i></p>	<p>Scheduling &gt; Courses &gt; Course &gt; Postsecondary Articulated</p> <p>Course.vocationalCode</p>

Data Elements	Description	Location
<b>UC-CSU Approved</b>	<p>Indicates the course has been approved as meeting A-G course requirements.</p> <p>This will report as Y if UC/CSU Code is not null.</p> <p><i>Alphanumeric, 1 character (Y or N)</i></p>	<p>Scheduling &gt; Courses &gt; Course &gt; UC/CSU Code</p> <p>Course.ucUSCCode</p>
<b>Course Section ID</b>	<p>A unique identifier for a Course Section assigned by a local educational agency.</p> <p>This field reports the last five digits of the courseID from Campus, along with the last five digits of the sectionID from Campus. If the courseID and/or sectionID is less than five digits, the numbers are padded at the beginning.</p> <ul style="list-style-type: none"> <li>• A courseID 568 and a sectionID 5 reports as 0056800005.</li> <li>• A courseID of 492678 and a sectionID of 156789 reports as 9267856789.</li> </ul> <p><i>Alphanumeric, 10 characters</i></p>	<p>Scheduling &gt; Courses &gt; Course &gt; Number; Scheduling &gt; Courses &gt; Course &gt; Section &gt; Number</p> <p>Course.number Section.Number</p>

Data Elements	Description	Location
<b>Academic Term Code</b>	<p>An indicator of the term structure into which the year is divided for the purpose of instruction.</p> <p>If there is a value in the Academic Term field on the Course Section, that value reports.</p> <p>Otherwise, the value is calculated from the Schedule Placement of the Course, as described in the <a href="#">Academic Term Code/Marking Period Code</a>.</p> <p>The field reports blank when a code cannot be calculated and a code is not entered on the Section editor.</p> <p><i>Alphanumeric, 2 characters</i></p>	<p>Scheduling &gt; Courses &gt; Course &gt; Section &gt; Academic Term</p> <p>SectionPlacement. SectionID</p> <p>Section.academicTerm</p>



Data Elements	Description	Location
<b>SEID</b>	<p>A unique identifier assigned to each Educator in the California public education system by the California Commission on Teacher Credentialing.</p> <p>If there is more than one teacher assigned to a reportable Course Section and the Multiple Teachers field is not null, there will be a record for each teacher.</p> <p><a href="#">Staff History</a> dates are used to determine the active teacher as of the Reporting Date.</p> <ul style="list-style-type: none"> <li>For the Fall Collection, Staff Section History dates are used to determine the active teacher as of the Reporting Date.</li> <li>For the EOY Collection, the active teacher is the teacher active on the last day of the term in which the course section is scheduled.</li> </ul> <p><i>Alphanumeric, 10 characters</i></p>	<p>Census &gt; People &gt; Demographics &gt; Person Identifiers &gt; Staff State ID</p> <p>Person.staffID</p> <hr/> <p>Scheduling &gt; Courses &gt; Course &gt; Section &gt; Staff History</p> <p>StaffHistory.Teacher StaffHistory.Primary Teacher Section.multipleTeacherCode</p>

Data Elements	Description	Location
<b>Local Staff ID</b>	<p>A unique identifier assigned to a Staff member by the local educational agency.</p> <p>If there is more than one teacher assigned to a reportable Course Section and the Multiple Teachers field is not null, there will be a record for each teacher.</p> <p><a href="#">Staff History</a> dates are used to determine the active teacher as of the Reporting Date.</p> <ul style="list-style-type: none"> <li>• For the Fall Collection, Staff Section History dates are used to determine the active teacher as of the Reporting Date.</li> <li>• For the EOY Collection, the active teacher is the teacher active on the last day of the term in which the course section is scheduled.</li> </ul> <p><i>Alphanumeric, 10 characters</i></p>	<p>Census &gt; People &gt; Demographics &gt; Person Identifiers &gt; Staff Number</p> <p>Person.staffID</p>

Data Elements	Description	Location
<b>Class ID</b>	<p>A unique identifier for a class derived at the local level. It must be unique within the academic year. This is not reported for EOY.</p> <p>See the <a href="#">Class ID</a> notes for more information.</p> <p><a href="#">Staff History</a> dates are used to determine the active teacher as of the Reporting Date.</p> <p>If a section is taught by multiple teachers, the Primary teacher's classID reports for all course sections.</p> <p><i>Alphanumeric, 20 characters</i></p>	<p>Scheduling &gt; Courses &gt; Course &gt; Section</p> <p>Course.courseID</p> <hr/> <p>System Administration &gt; Calendar &gt; Calendar &gt; ID</p> <p>Calendar.calendarID</p>

Data Elements	Description	Location
<b>Course Instructional Level Code</b>	<p>A Course Non-Standard Instructional Level indicates that the content of a specific course is either above or below a standard course instructional level.</p> <p>When the Academic Level 2 field has a selection of the following, that code reports.</p> <ul style="list-style-type: none"> <li>• 17: Introductory</li> <li>• 18: Intermediate</li> <li>• 19: Advanced</li> <li>• 20: Accelerated</li> <li>• 21: Exploratory</li> <li>• 22: Bridge</li> <li>• 23: College Credit Only</li> <li>• 24: Dual Credit</li> </ul> <p>For other selections in the Academic Level 2 field, see the California Course and Seciton article for a list of options.</p> <p><i>Numeric, 2 digits</i></p>	<p>Scheduling &gt; Courses &gt; Course &gt; Academic Level 2</p> <p>Course.honorsCode</p>

Data Elements	Description	Location
<b>Education Service Code</b>	<p>A coded value representing an Education Service. An Education Service is a specific service or services that are performed within an Education Service Category.</p> <p>Data is reported but not stored in CALPADS.</p> <p>Reports the code selected in the EL Instructional Type field or the set default value; otherwise the field reports blank if there is no code selected or if a default value is not set.</p> <p>See the <a href="#">California Course and Section</a> article for a list of options.</p> <p><i>Numeric, 1 character</i></p>	<p>Scheduling &gt; Courses &gt; Course &gt; Section &gt; EL Instructional Type</p> <p>Section.elInstructionType</p>
<b>Language of Instruction Code</b>	<p>The primary (non-English) language in which instruction is provided or received.</p> <p>This is required when the <b>Education Service Code</b> is <b>1: Primary Language Instruction and Designated and Integrated ELD Instruction</b>.</p> <p>Data is reported but not stored in CALPADS.</p> <p><i>Numeric, 2 digits</i></p>	<p>Scheduling &gt; Courses &gt; Course &gt; Section &gt; Language of Instruction</p> <p>Section.languageOfInstruction</p>

Data Elements	Description	Location
<b>Instructional Strategy Code</b>	<p>A coded value representing the Instructional Strategy used to deliver course content.</p> <p>Data is reported but not stored in CALPADS, except for codes 300: Home and Hospital or 700: Special Education.</p> <p>Reports the selected code set on the Section or the default value if one is set; otherwise the field reports blank if there is no code selected or if a default value is not set.</p> <p>See the <a href="#">California Course and Section</a> article for a list of options.</p> <p><i>Numeric, 3 digits</i></p>	<p>Scheduling &gt; Courses &gt; Course &gt; Section &gt; Instructional Strategy</p> <p>Section.instructStrategy</p>
<b>Independent Study Indicator</b>	<p>An indication of whether or not a course section is taught by way of independent study, which is defined as students working independently, according to a written agreement and under the general supervision of a credentialed teacher.</p> <p><i>Alphanumeric, 1 character (Y or N)</i></p>	<p>Scheduling &gt; Courses &gt; Course &gt; Section &gt; Independent Study</p> <p>Section.independentStd</p>

Data Elements	Description	Location
<b>Distance Learning Indicator</b>	<p>An indication of whether or not instruction was delivered by way of distance learning.</p> <ul style="list-style-type: none"> <li>A value of Y reports when the Course Section or Course is marked as Y (Yes) or H (Hybrid).</li> <li>A value of N reports when the Course Section or Course is marked as N (No) or if no Distance Learning Code is selected.</li> </ul> <p>A value assigned at the Section level overrides a the value assigned at the Course level.</p> <p><i>Alphanumeric, 1 character (Y or N)</i></p>	<p>Scheduling &gt; Courses &gt; Course &gt; Section &gt; Distance Learning</p> <p>Section.distance Code</p> <hr/> <p>Scheduling &gt; Courses &gt; Course &gt; Distance Learning</p> <p>Course.distanceCode</p>
<b>Multiple Teacher Code</b>	<p>Coded value representing the Multiple Teacher Code. Data is reported but not stored in CALPADS for EOY.</p> <p>See the <a href="#">California Course and Section</a> article for a list of options.</p> <p><i>Numeric, 1 digit</i></p>	<p>Scheduling &gt; Courses &gt; Course &gt; Section &gt; Multiple Teacher</p> <p>Section.multipleTeacherCode</p>

Data Elements	Description	Location
<b>Education Program Funding Source Code</b>	<p>A coded value representing an Education Program that represents a particular source of previous or current funding. Reports blank if no code is selected.</p> <ul style="list-style-type: none"> <li>• 113: California Partnership Academy is the only choice.</li> </ul> <p><i>Numeric, 4 digits</i></p>	<p>Scheduling &gt; Courses &gt; Course &gt; Section &gt; Program Funding Source</p> <p>Section.prgmFundingSrc</p>
<b>CTE Course Provider Code</b>	<p>A coded value representing the Career Technical Education Course Provider Category. Reports blank if no code is selected.</p> <ul style="list-style-type: none"> <li>• 1: Regional Occupational Center or Program (ROC/P)</li> <li>• 2: District</li> </ul> <p><i>Alphanumeric, 1 character</i></p>	<p>Scheduling &gt; Courses &gt; Course &gt; CTE Funding Provider</p> <p>Course.cteFundProvider</p>
<b>Course Content Area Subcategory</b>	<p>Reports the assigned Content Area Subcategory for state codes that require a subcategory. See the <a href="#">California Course and Section</a> article for more information.</p> <p><i>Numeric, 7 digits</i></p>	<p>Scheduling &gt; Courses &gt; Course &gt; Course Content Area Subcategory</p> <p>Course.embeddedCourseNumber</p>
<b>Departmentalized Course Standards Grade Level Range Code</b>	<p>Reports the grade level range code assigned to the course.</p> <p><i>Alphabetic, 3 characters</i></p>	<p>Scheduling &gt; Courses &gt; Course &gt; Grade Level Range Code</p> <p>Course.courseLevel</p>



Data Elements	Description	Location
<b>Content Standards Alignment Code</b>	<p>Reports the assigned code indicating which content standards were used to develop the course content. This field exists on both the Course Editor and the Course Section editor.</p> <p>Information reports first from the Section editor; if the field is not populated there, information reports from the Course editor.</p> <p>When the Departmentalized Course Standards Grade Level Range Code reports a value of NOT, this field reports a value of 3.</p> <p><i>Numeric, 1 digit</i></p>	<p>Scheduling &gt; Courses &gt; Course &gt; Section &gt; Content Standards Alignment Code</p> <hr/> <p>Scheduling &gt; Courses &gt; Course &gt; Content Standards Alignment Code</p> <p>Course.contentStandard</p>

Data Elements	Description	Location
<b>Charter Non-Core, Non-College Prep Course Indicator</b>	<p>Indicates whether a charter school has identified a course as non-core, non-college preparatory. This field exists on both the Course Editor and the Course Section editor.</p> <p>Information reports first from the Section editor; if the field is not populated there, information reports from the Course editor.</p> <p>This field reports a value of Y when the Charter Non-Core, Non-College Prep Course Indicator is marked on the Section editor.</p> <p><i>Alphabetic, 1 character (Y or N)</i></p>	<p>Scheduling &gt; Courses &gt; Course &gt; Section &gt; Charter Non-Core, Non-College Prep</p> <p>Scheduling &gt; Courses &gt; Course &gt; Charter Non-Core, Non-College Prep</p> <p>Course.charterNonCoreNonCollegePrep</p>
<b>AP/IB Course Code Cross Reference</b>	<p>Reports the State Course Code of an Advanced Placement or International Baccalaureate course that is part of a career technical education pathway.</p> <p><i>Numeric, 4 digits</i></p>	<p>Scheduling &gt; Courses &gt; Course &gt; AP/IB Course Code Cross Reference</p> <p>Course.wblCourseType</p>

Data Elements	Description	Location
<b>Online Course Instruction Type Code</b>	<p>Indicates how online courses are taught - by the instructor, by a facilitator, or by the learners.</p> <p>When the Distance Learning Indicator (field 24) reports a value of N or blank, this field reports the assigned value of Online Course Instruction Type from the Section editor first; if that field isn't populated, it then reports from the same field on the Course editor.</p> <p><i>Alphabetic, 1 character</i></p>	<p>Scheduling &gt; Courses &gt; Course &gt; Section &gt; Online Course Instruction Type</p> <p>Scheduling &gt; Courses &gt; Course &gt; Online Course Instruction Type</p> <p>Course.teachingMethod Section.teachingMethod</p>
<b>Middle School Core Course Indicator</b>	<p>Indicates whether a course is being taught in a middle school core setting (two blocked periods of math and science taught by a teacher in grades 5-8, for example).</p> <p>When the Grade Level Range Code field reports a value of MID, this field reports a value of Y when the Middle School Core Course Indicator field is marked.</p> <p><i>Alphabetic, 1 character (Y or N)</i></p>	<p>Scheduling &gt; Courses &gt; Course &gt; Section &gt; Middle School Core Course Indicator</p> <p>Section.middleSchoolCoreCourseInd</p> <hr/> <p>Scheduling &gt; Courses &gt; Course &gt; Middle School Core Course Indicator</p> <p>Course.middleSchoolCoreCourseInd</p>

Data Elements	Description	Location
<b>Local Assignment Option Code</b>	Indicates which staff have the appropriate credentials to teach the course. This field exists on both the Course Editor and the Course Section editor. Information reports first from the Section editor; if the field is not populated there, information reports from the Course editor.  <i>Numeric, 2 digits</i>	Scheduling > Courses > Course > Section > Local Assignment Option Code  Scheduling > Courses > Course > Local Assignment Option Code  Course.program
<b>High Quality CTE Course Indicator</b>	Indicates whether the course section and teacher meet the High Quality CTE Course qualifications. When the State Course Code field (field 7) reports a code of 700-8999, this field reports a Y.  <i>Alphabetic, 1 character (Y or N)</i>	Scheduling > Courses > Course > Section > High Quality CTE Course Indicator  Course.highQualityCTEInd  Scheduling > Courses > Course > High Quality CTE Course Indicator  Section.highQualityCTEIndSection

## Class ID

If Collection is Fall (CRSE), a Class ID is derived for each section as follows (for a reportable section), report the Class ID as **PPP-DD-NN-RRR-XXXXX**

- PPP = Period Name (last three characters of the first period ID; if the section is scheduled across multiple periods, reports the last two characters of the first period followed by M and the first character of the first period name)
- DD = Day Name (if there is only one period schedule in the calendar, report 1; if there are multiple period schedules in the calendar, report the first character of each period schedule in which the course is scheduled)
- NN = Schedule Name (first two characters of the name of the schedule structure; if there is only one schedule structure in the calendar, reports 1)
- RRR = Room Name (last three characters of the name of the room into which the section is scheduled. If a room number is not assigned, reports 1).
- XXXXX = Person ID of the Primary Teacher

Example: 001-1-1-456-1234 would be SectionID 1609, which meets in first period in a calendar with one period schedule and one schedule structure. It meets in Room 456 and is taught by a teacher with PersonID 1234. **If SectionID 1610 was scheduled in the same period/day/schedule and taught by the same teacher, the same Class ID would report on both records.**

Example: 3M-MTF-1-1234 would be SectionID 11344, which meets in multiple periods, beginning with Period 3, on days with period schedules named **M** on-Weds, **T** ues-Thurs, and **F** riday in the single schedule. The teacher is represented by PersonID=1234

The whole Class ID cannot be longer than 20 characters including dashes.

- If Collection is EOY (CRSC), report blank.
-