

Campus Community Forums

Last Modified on 11/06/2023 10:25 am CST

[←Go Back](#)

[Opening Forums](#) | [Forum Navigation](#) | [Threads](#) | [Forum Subscriptions](#) | [Thread Subscriptions](#) | [Current Subscriptions](#) | [Remove Subscriptions](#) | [Private Messages](#)

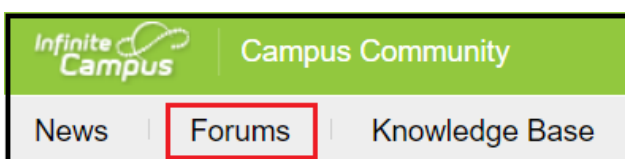
The [Campus Forums](#) give Infinite Campus customers the ability to connect with other Campus users, ask questions and provide assistance on a variety of discussion topics. The forums have the ability to include attachments and images to help aid in the discussion. This is a great way to tap into the knowledge and ideas of other Campus users.

Caution must to be used so that real student information is not posted. This includes names, contact information, social security numbers, etc.

Forums are organized into discussion areas. There are forums for different areas of Infinite Campus such as attendance, census, and state specific information. There is also a set of lounges for discussions about non-Infinite Campus information. Some forums have sub-forums, which are more specific topics related to the bigger forum.

Questions posted to forums do not replace Campus Support cases. Submitting a Support case remains the same, and is the only way to contact Campus Support Advisors and Channel Partner Support.

To access the Campus Community Forums, click Forums in the toolbar at the top.



Opening Forums

There are several ways to view forum information from the homepage:

- **Category** - Clicking a category name will show a new view that includes the forums and sub-forums in that category.
- **Forum** - Clicking the forum name will display any sub-forums associated with that forum, as well as any threads related to the main topic.
- **Sub-Forum** - Clicking the sub-forum name will display threads associated with the sub-forum.
- **Most Recent Thread** - By clicking the title of the most recent thread in the forum, the thread will open new and unread posts.
- **New Content** - A red dot next to the title indicates new content within the forums, sub-

forums, and threads. Once the content has been viewed, the red dot indicator will turn gray once the screen is refreshed.

In the image below, **Communication** is the Category, **Parent/Student Portal** is the Forum, and the thread most recently posted in is **IDEA - Update Parent Portal Notifications**. The sub-forum, **Portal Translations Exchange**, is listed below the forum name.

Forum Navigation

When you have moved beyond the main forum page, breadcrumbs will indicate your current location. Each previous level will display as a link, allowing you navigate back to another area. Clicking **Forum Home** will return you to the main forum listing.

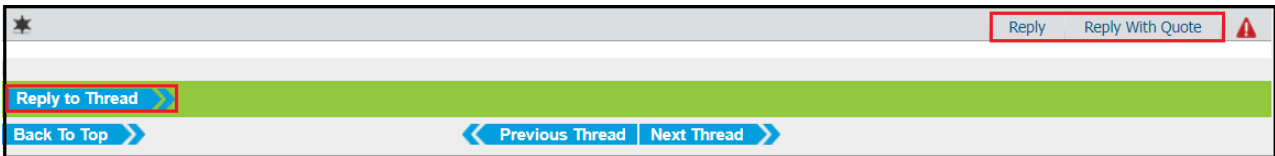
Threads

A **Thread** is a discussion topic. Threads should be created in the forum that best describes the topic. To read a thread, click on the thread title to open it.

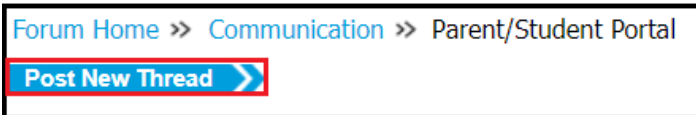
Title / Thread Starter	Rating	Replies / Views	Last Post By
IDEA - Update Parent Portal Notifications Started by scottsta, 09-23-2021 11:42 AM		Replies: 0 Views: 50	scottsta 09-23-2021 11:42 AM
Parent Portal Accounts Started by jschlueter, 09-21-2021 07:35 AM		Replies: 0 Views: 69	jschlueter 09-21-2021 07:35 AM
How can students see their grade percentage to-date in a class? Started by kchichester, 09-08-2021 01:06 PM		Replies: 1 Views: 59	dalenesmith 09-08-2021 03:09 PM

To add to a thread, click **Reply** at the bottom of the post, or the blue **Reply to Thread** button at the top or bottom of the page. To quote all or part of a particular post, click **Reply With Quote**.

If a thread contains information that is in violation of the Campus Terms of Use, please click the red exclamation mark icon at the bottom of the post. A pop-up will appear to notify administrators of any issues. Users are not notified of a reported post via this method. Administrators will contact a user to let them know if their content was inappropriate or changed.



Before creating a new thread via the **Post New Thread button**, it is best practice to scan or search existing threads first. Adding to an existing thread on the same topic, even if it is weeks or months old, is preferable if the topic remains the same so other community members may see what others have said on the topic.



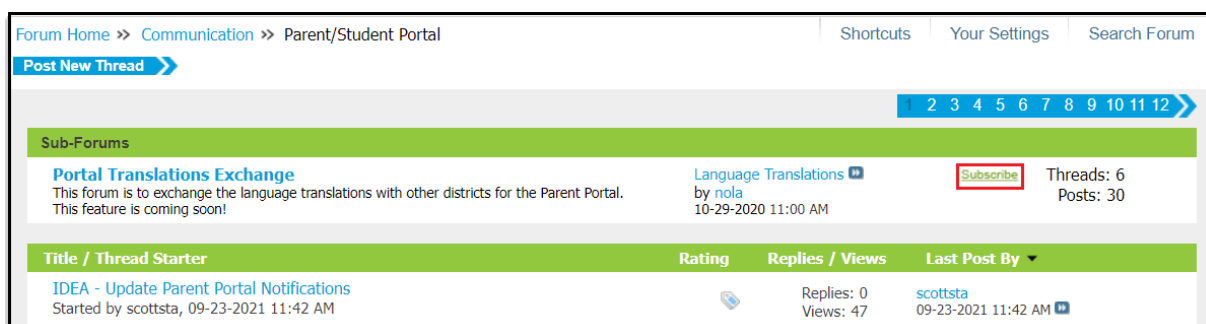
Please don't cross-post, which means to put the same thread topic in multiple forums. It can be confusing, and divides possible answers between different threads, making it difficult for other users to know where to reply and retrieve information.

Forum Subscriptions

Subscriptions allow users to follow favorite forums, sub-forums and threads. This can be used for viewing purposes while in the forums. You can also set up email notifications upon reply to a specific thread, or to receive daily or weekly summaries. It is recommended to subscribe to the Announcements forum, which contains information posted only by Infinite Campus employees, and to your state's forum, which is open to all district and state edition users within your state.

Subscribing to a short list of forums will help you scan what's new without scrolling down the main list. There are many forums, and some users may only be interested in particular topics.

1. Click the green **Subscribe** link from the forum homepage. To subscribe to a sub-forum, click the parent forum listing first, then click the Subscribe link next to the sub-forum.

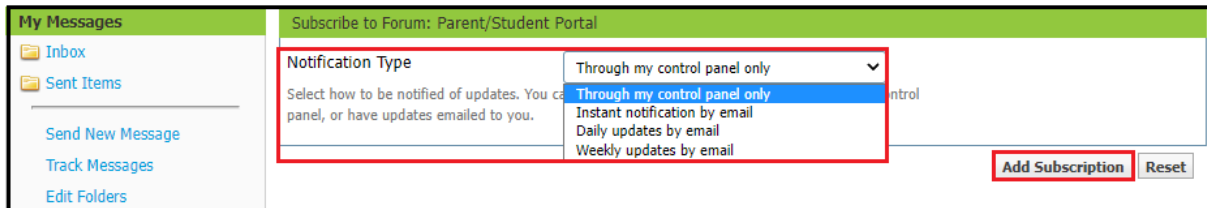


2. Select how you wish to be notified. You may choose to be notified through the control panel or receive emails of new content.
 - Through my control panel only - No emails will be sent. This option will add the forum to your Subscriptions list. This can be found under Shortcuts > Your Subscriptions or by

clicking here: https://community.infinitecampus.com/forums/view_forum_subscription.php

- Instant notification by email - An email will be sent whenever a new thread is posted to this forum. A link is provided to allow you to subscribe to the thread for additional post notifications.
- Daily updates by email - A daily digest of all new threads or current threads with new posts will be emailed to you each day.
- Weekly updates by email - A weekly digest of all new threads or current threads with new posts will be emailed to you once a week.

3. Click **Add Subscription** to add this forum to your list.

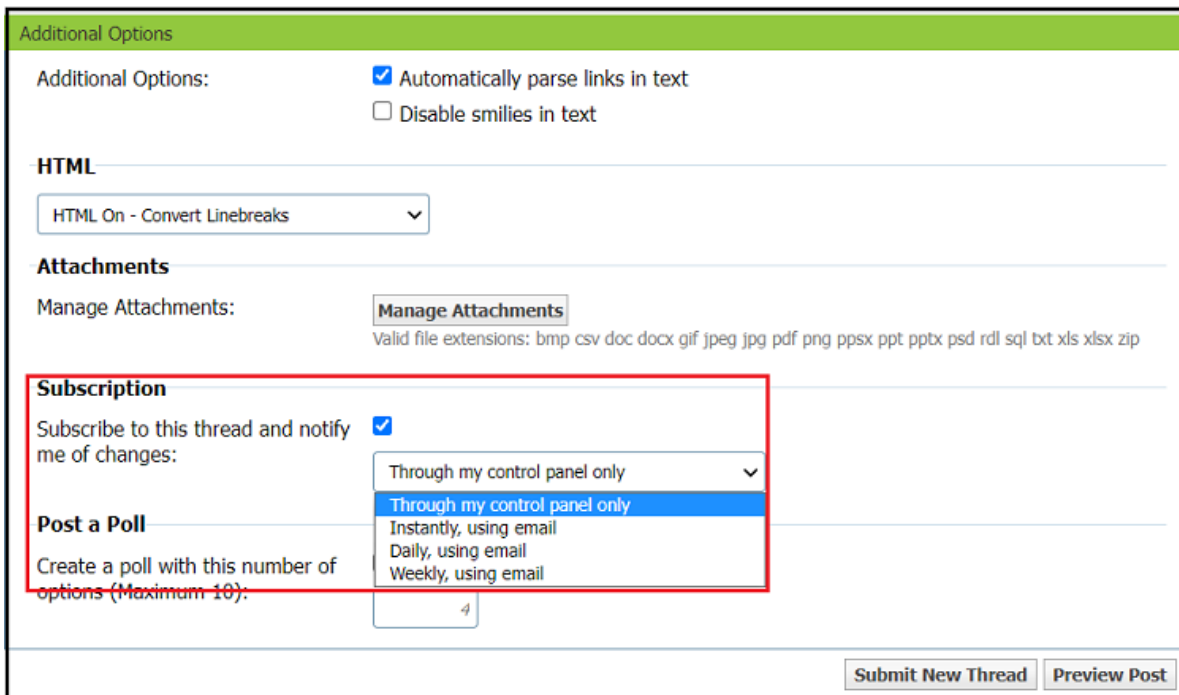


Thread Subscriptions

When creating a new thread or replying to an existing one, it is helpful to subscribe to the thread. This option is available below the message box under **Additional Options**.

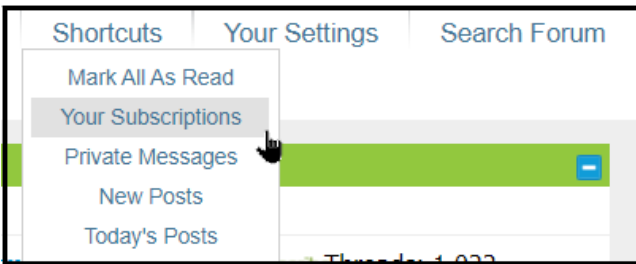
Check the **Subscribe** box and select how you wish to be notified. Selecting **Instantly, Using Email** will notify you when there is a new reply to this thread.

Only one email will be sent indicating new content between visits to the Campus Forums regardless of the number of posts. This will prevent email spam on popular threads.



Current Subscriptions

Current subscriptions can be found under **Shortcuts > Your Subscriptions** at the top of the page.



		Title / Thread Starter	Last Post By	Notification
My Subscriptions Subscriptions Thread Subscriptions Forum Subscriptions Edit Folders	Sent Items Send New Message Track Messages Edit Folders	How can students see their grade percentage to-date in a class? Started by kchichester, 09-08-2021 01:06 PM	dalenesmith 09-08-2021 03:09 PM	None <input type="checkbox"/>
		Some Sections Not Syncing to Google Classroom Started by zhardesty, 08-23-2021 10:03 AM	schnormeierj 08-24-2021 10:40 AM	None <input type="checkbox"/>
		New to Parent Portal - questions for teachers Started by barretoa, 03-03-2021 06:55 PM	barretoa 03-03-2021 06:55 PM	None <input type="checkbox"/>
		Remove "Gender" Field from Roster Report Started by zhardesty, 02-08-2021 11:02 AM	zhardesty 02-08-2021 11:02 AM	None <input type="checkbox"/>
		Threads: 4	Selected Threads	

- To view current thread subscriptions, select **Thread Subscriptions** from the left navigation.
- To view current forum subscriptions, select **Forum Subscriptions** from the left navigation.
- To change or delete notification settings, mark the checkbox on the right for that item, and click **Selected Threads** at the bottom, mark the appropriate setting and click **Go**.

Title / Thread Starter	Last Post By	Notification
How can students see their grade percentage to-date in a class? Started by kchichester, 09-08-2021 01:06 PM	dalenesmith 09-08-2021 03:09 PM	None <input checked="" type="checkbox"/>
Some Sections Not Syncing to Google Classroom Started by zhardesty, 08-23-2021 10:03 AM	schnormeierj 08-24-2021 10:40 AM	None <input checked="" type="checkbox"/>
New to Parent Portal - questions for teachers Started by barretoa, 03-03-2021 06:55 PM	barretoa 03-03-2021 06:55 PM	None <input type="checkbox"/>
Remove "Gender" Field from Roster Report Started by zhardesty, 02-08-2021 11:02 AM	zhardesty 02-08-2021 11:02 AM	None <input type="checkbox"/>

Threads: 4

Selected Threads

Move / Delete Subscriptions

Move to folder...

Delete Subscription

Update Subscription Type

Through my control panel only

Instantly, using email

Daily, using email

Weekly, using email

Remove Subscriptions

Users can unsubscribe from forums or individual threads. To remove forum subscriptions, select **Your Settings**. From the list of subscribed forums, click the **Unsubscribe link**.

Forum Home >> Settings

Shortcuts **Your Settings** Search Forum

My Messages

- Inbox
- Sent Items
- Send New Message
- Track Messages
- Edit Folders

My Subscriptions

- Subscriptions
- Thread Subscriptions
- Forum Subscriptions
- Edit Folders

My Settings

- My Profile
 - Edit Profile
 - Edit Profile Picture
 - Edit Avatar
 - Edit Signature
- My Account
 - General Settings
 - Edit Ignore List
- Networking
 - Contacts
- Miscellaneous
 - Attachments

Subscribed Forums

- Campus Hosting**
 This forum is to answer questions about Campus Hosting.
 Unsubscribe from this Forum
 Campus Cloud and ODBC security
 by anthonyrozga
 05-05-2022 04:40 PM
 Unsubscribe Threads: 26
 Posts: 75
- Portal Translations Exchange**
 This forum is to exchange the language translations with other districts for the Parent Portal. This feature is coming soon!
 Unsubscribe from this Forum
 Portuguese Translation Parent Portal
 by ssubash
 06-26-2023 03:24 PM
 Unsubscribe Threads: 10
 Posts: 36

To remove thread subscriptions, select **Shortcuts > Your Subscriptions**. From the Title/Thread Starter section, select the subscriptions you wish to remove. Open the **Selected Threads menu**, mark the **Delete Subscription** radio button, and click **Go**.

Forum Home >> Settings >> Subscriptions

Shortcuts Your Settings Search Forum

My Messages

- Inbox
- Sent Items
- Send New Message
- Track Messages
- Edit Folders

My Subscriptions

- Subscriptions
- Thread Subscriptions
- Forum Subscriptions
- Edit Folders

My Settings

- My Profile
 - Edit Profile
 - Edit Profile Picture
 - Edit Avatar
 - Edit Signature

Subscribed Threads in Folder **Subscriptions**

Title / Thread Starter	Last Post By	Notification
Portuguese Translation Parent Portal Started by ssubash, 06-26-2023 03:24 PM	ssubash 06-26-2023 03:24 PM	None <input checked="" type="checkbox"/>
New Surveys Started by nola, 04-30-2013 11:03 AM 1 2 3 ... 5	ssnydes 02-10-2023 12:42 PM	None <input checked="" type="checkbox"/>
How can students see their grade percentage to-date in a class? Started by kchichester, 09-08-2021 01:06 PM	dalenesmith 09-08-2021 03:09 PM	<input type="checkbox"/>
Some Sections Not Syncing to Google Classroom Started by zhardesty, 08-23-2021 10:03 AM	schnormeierj 08-24-2021 10:40 AM	<input type="checkbox"/>
New to Parent Portal - questions for teachers Started by barretoa, 03-03-2021 06:55 PM	barretoa 03-03-2021 06:55 PM	<input type="checkbox"/>
Remove "Gender" Field from Roster Report Started by zhardesty, 02-08-2021 11:02 AM	zhardesty 02-08-2021 11:02 AM	<input type="checkbox"/>

Threads: 6

Move / Delete Subscriptions

- Move to folder...
- Delete Subscription

Update Subscription Type

- Through my control panel only
- Instantly, using email
- Daily, using email
- Weekly, using email

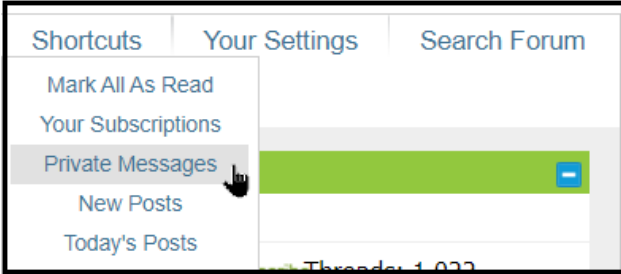
Go

Selected Threads

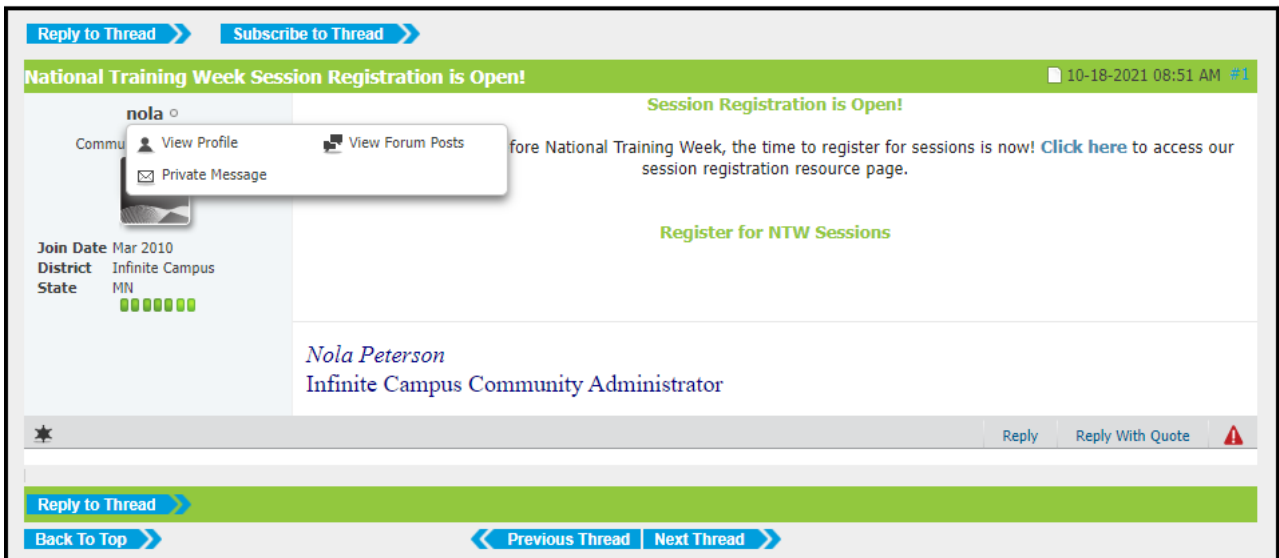
View all Subscribed Threads Edit Folders Empty Current Folder

Private Messages

Users can send private messages to other users. To view your messages, select **Shortcuts > Private Messages**.



While reading a thread, you may contact another user. Click on the user's name to display a menu: **View Profile, View Forum Posts, or Private Message**.



Select **Private Message** to open a new window and write your message.

Your Message

Recipient Users: [BCC Recipients]

nola;

Separate multiple user names with a semi-colon ';'.

Title:

Demo Private Message

Fonts Sizes A [emojis]

B / **I** **U** [text formatting icons]

Here's how to send a private message!

[emojis]

If Private Message was selected on a specific username, that name will be added as a recipient. Up to five usernames may be entered for the same message and should be separated by a semicolon. Username matches will appear after typing a few letters. After entering the recipient, title, and message content, click the **Submit Message** button at the bottom of the screen.