

Refugee (Indiana)

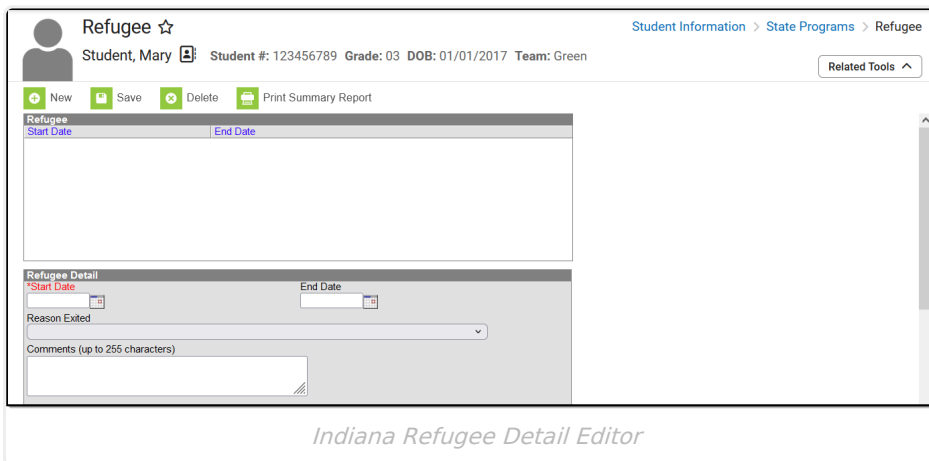
Last Modified on 12/14/2025 8:45 pm CST

Tool Search: Refugee

[Add a Refugee Record](#) | [Modify/End a Refugee Record](#) | [Refugee Field Descriptions](#) | [District Defined Elements](#) | [Print a Summary Report](#) | [Example Print Summary](#)

Refugee programs are designed to support Indiana students with refugee status between the ages of birth and 18 or those 18 and older who are enrolled in high school or a high school equivalent GED program. Program services focus on new arrivals and those who have been in the U.S. for five years or less and continue to face integration and academic challenges.

Students may have multiple Refugee records. However, Refugee program dates may not overlap. Before creating a new record, all previous records must be end-dated and assigned a Reason Exited status.



Read - View Refugee records.

Write - Edit existing Refugee records.

Add - Add new Refugeerecords.

Delete - Remove Refugee records.

See the [Tool Rights](#) article for more information about Tool Rights and how they function.

Add a Refugee Record

1. Click the **New** icon. The Refugee editor displays.
2. Enter the **Start Date** (required).
3. Enter **Comments** if applicable.
4. Click the **Save** icon when finished.

Modify/End a Refugee Record

1. Select the appropriate record and make changes to modify a Refugee record.
2. Add an **End Date** and a **Reason Exited** when a student's Refugee status ends.

The following Refugee data fields (except "Comments") report to the [Student Program Associations \(Indiana v3.6\)](#) Ed-Fi resource.

Refugee Field Descriptions

Field	Description	Ad hoc Inquiries / Database Location
Start Date (Required)	Indicates the date the student began the Refugee program.	Student > Learner > State Programs > Refugee > startDate refugee.startDate
End Date	Indicates the date on which the student exited the Refugee program. This field may be left blank if the program is ongoing or the student has not yet exited the program.	Student > Learner > State Programs > Refugee > endDate refugee.endDate
Reason Exited	The reason the student exited the Refugee program. To ensure proper reporting, enter an End Date for the student.	Student > Learner > State Programs > Refugee > exitStatus refugee.exitStatus
Comments	Additional information about the record.	Student > Learner > State Programs > Refugee > comments refugee.comments


District Defined Elements

District-specific data elements are established under the **Refugee** section of the [Custom Attribute/Dictionary](#) tool.


- Fields are not displayed in the Refugee Editor. Users must select the record to see this detail.
- The header for this section will not be displayed until district-defined elements are added.

Print a Summary Report

Click **Print Summary Report** to display a PDF view of the student's Refugee records.




Refugee ☆

[Student Information](#) > [State Programs](#) > [Refugee](#)


Student, Mary

Student #: 123456789 **Grade:** 03 **DOB:** 01/01/2017 **Team:** Green

Related Tools ^

 New
  **Print Summary Report**

Refugee	
Start Date	End Date
10/01/2024	11/01/2024

Print Option for Refugee Records

Example Print Summary

24-25 Campus School 1234 Main Street, Blaine, IN 47123		Student, Mary - Refugee Summary	
Start Date	End Date	Refugee Detail	Comments
09/09/2024	12/01/2024	Comments (up to 255 characters):Example comment about record. Reason Exited:1	Example comment about record.