

CALPADS Student Absence Summary (STAS) [.2211 - 2231]

Last Modified on 01/26/2026 3:22 pm CST

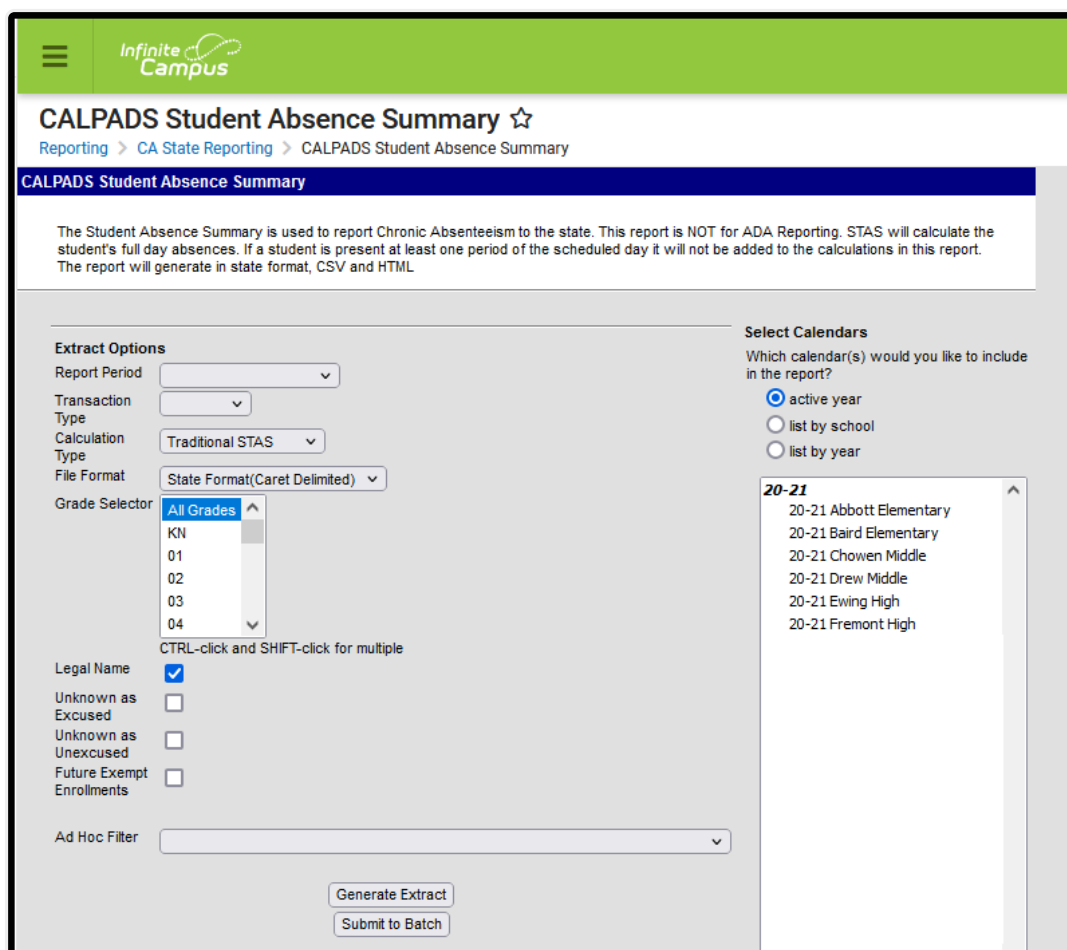
You are viewing a previous version of this article. See [CALPADS Student Absence Summary \(STAS\)](#) for the most current information.

[Report Logic](#) | [Non-Binary Gender Reporting](#) | [Report Editor](#) | [Generate the CALPADS Student Absence Summary](#) | [Report Layout](#)

Classic View: CA State Reporting > CALPADS Student Absence Summary

Search Terms: CALPADS Student Absence Summary

The CALPADS Student Absence Summary (STAS) reports chronic absenteeism to the state. It calculates the student's full day absences, but should not be used to for average daily attendance reporting.



The screenshot shows the 'CALPADS Student Absence Summary' editor interface. The header includes the Infinite Campus logo and the title 'CALPADS Student Absence Summary ☆'. Below the header, there is a breadcrumb trail: 'Reporting > CA State Reporting > CALPADS Student Absence Summary'. The main content area is titled 'CALPADS Student Absence Summary' and contains a description: 'The Student Absence Summary is used to report Chronic Absenteeism to the state. This report is NOT for ADA Reporting. STAS will calculate the student's full day absences. If a student is present at least one period of the scheduled day it will not be added to the calculations in this report. The report will generate in state format, CSV and HTML.'

The interface is divided into two main sections: 'Extract Options' on the left and 'Select Calendars' on the right.

Extract Options:

- Report Period: [Dropdown]
- Transaction Type: [Dropdown]
- Calculation Type: Traditional STAS [Dropdown]
- File Format: State Format(Caret Delimited) [Dropdown]
- Grade Selector: All Grades [Dropdown menu with options: KN, 01, 02, 03, 04]
- Legal Name: [Checked]
- Unknown as Excused: [Unchecked]
- Unknown as Unexcused: [Unchecked]
- Future Exempt Enrollments: [Unchecked]
- Ad Hoc Filter: [Dropdown]

Select Calendars:

Which calendar(s) would you like to include in the report?

- ☒ active year
- ☐ list by school
- ☐ list by year

Below the radio buttons, there is a list of schools for the 20-21 school year:

- 20-21 Abbott Elementary
- 20-21 Baird Elementary
- 20-21 Chowne Middle
- 20-21 Drew Middle
- 20-21 Ewing High
- 20-21 Fremont High

At the bottom of the form, there are two buttons: 'Generate Extract' and 'Submit to Batch'.

CALPADS Student Absence Summary Editor

Report Logic

One line per enrolled school returns for a student. Students who move between calendars only report one line in the extract. If the student has multiple enrollments in the reporting calendar, the student reports one time. If a student left school and returned, attendance is summed for those multiple enrollments (includes continuation students or community day students). If there are multiple enrollments with gaps between start and end dates, only the dates where the student was actively enrolled and scheduled into instructional attendance taking courses are included.

A student must have the following in order to report:

- An active primary enrollment
- A State ID

A student does not report when:

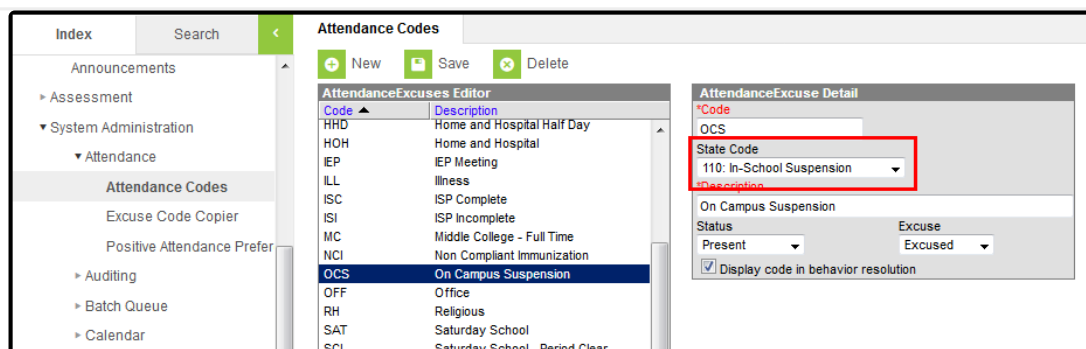
- An End Status of N470: No Show is assigned to the enrollment record.
- The grade level is marked as State Exclude, the Calendar of enrollment is marked as State Exclude, or the School of Enrollment is marked as State Exclude.

Absence equals a fully day for all student record. Half day attendance codes or period based attendance codes do not count in the calculation.

If a student has a short term Home Hospital enrollment, none of that's student's attendance counts during the Home Hospital period.

Attendance Codes Mapped to State Codes

To properly calculate the Days Absent Out-of-School Suspension and Days Absent In-School Suspension, the [Attendance Codes](#) must be mapped to a **State Code** of **100: Out-of-School Suspension** or **110: In-School Suspension**.



Attendance Codes Mapped to State Codes

Non-Binary Gender Reporting

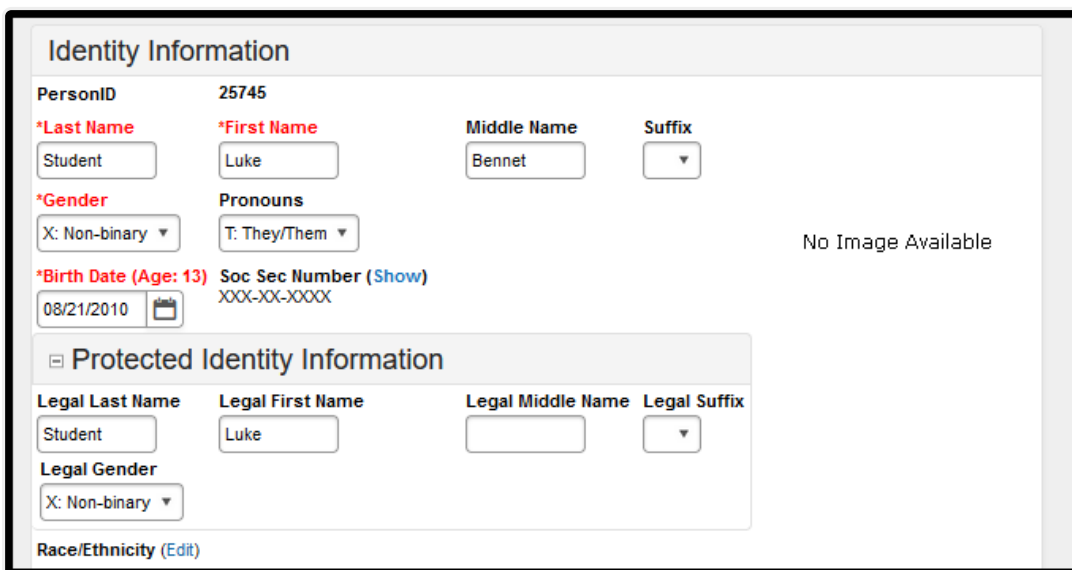
Schools can assign students a gender of M: Male, F: Female, X: Non-binary. This is done on the

[Identities](#) tool and/or the [Demographics](#) tool.

CALPADS Extracts use the Legal Gender field included in the Protected Identity Information to report student and staff identity information.

To record a gender of X: Non-binary, on the Identities tool:

1. Assign the **Gender of X: Non-Binary** in the standard identify fields.
2. Assign the **Protected Identity Information Legal Gender** of M: Male, F: Female, or X: Non-binary.
3. Save the record when finished.



Identity Information

PersonID: 25745

*Last Name: Student *First Name: Luke Middle Name: Bennet Suffix: ▼

*Gender: X: Non-binary ▼ Pronouns: T: They/Them ▼

*Birth Date (Age: 13): 08/21/2010 Soc Sec Number (Show): XXX-XX-XXXX

Protected Identity Information

Legal Last Name: Student Legal First Name: Luke Legal Middle Name: Legal Suffix: ▼

Legal Gender: X: Non-binary ▼

Race/Ethnicity (Edit)

Gender and Legal Gender Assignment

Report Editor

Field	Description
Report Period	Selection determines which date option is used in calculating student attendance - Effective Date, Date Range or School Month.
Effective Date	<p>When this option is selected, the report calculates student attendance from the start of the student's current active enrollment in the current active year through the effective date (the effective date is included in the calculation). Dates are entered in <i>mmddyy</i> format or use the calendar icon to select a date.</p> <p>Displays when the Report Period is set to Effective Date.</p>

Field	Description
Date Range	<p>When this option is selected, the report calculates student attendance from the entered start date to the entered end date. Both the start and end dates (both must be entered) are used in the calculation.</p> <p>Dates are entered in <i>mmddyy</i> format or use the calendar icon to select a date.</p>
School Month	<p>When this option is selected, the report calculated student attendance based on the dates of the selected school month. Only one school month at a time can be selected.</p>
Transaction Type	<p>Indicates the type of transaction that will occur:</p> <ul style="list-style-type: none"> • Replace - existing student attendance information will be replaced with new information • Delete - student attendance information will be deleted.
Calculation Type	<p>Determines which attendance calculation is used to calculate the absence summary.</p> <ul style="list-style-type: none"> • Traditional STAS - reports a student's full day absences • Period-based STAS - reports a student's absences for each period using the Periods Present (attendance) divided by the Total number of Periods the student is expected to attend multiplies by the Days the student is expected to attend.
File Format	<p>Determines how the report will generate. Select State Format (Caret Delimited) if submitting records to the state. Other formats available for testing and review purposes are CSV and HTML.</p>
Grade Selector	<p>Selection indicates which grade levels of enrollment are included on the report.</p>
Legal Name	<p>When marked, the student's legal name and gender information reports from the Protected Identity Information, instead of the student's name and gender.</p>
Unknown as Excused	<p>When marked, unknown attendance records are reported as excused absences. This is an optional selection. If it is not marked, unknown teacher attendance is not included in the Days Absent Excused Non-Suspension calculation (Field 19).</p>
Unknown as Unexcused	<p>When marked, unknown attendance records are reported as unexcused absences. This is an optional selection. If it is not marked, unknown teacher attendance is not included in the Days Absent Unexcused Non-Suspension calculation (Field 20).</p>

Field	Description
Future Exempt Enrollments	When marked, students who enroll after the entered Effective Date, after the End Date of the Date Range and after the last day of the School Month are included in the extract. This affects the following fields: <ul style="list-style-type: none"> Field 13, Student Absence Summary Data Collection Exemption Indicator, reports Y. Fields 14-21 report blank.
Ad hoc Filter	Select which students to include in the extract by choosing a filter that was created in the Filter Designer.
Calendar Selection	Select the calendar of enrollment from which to pull student data. Calendars can be chosen by the active year, by the school name or by the year.
Report Generation	Choose the Generate Extract to display the results of the chosen items immediately. Choose the Submit to Batch option to generate the report at a specified time. This option is helpful when generating large amounts of data.

Generate the CALPADS Student Absence Summary

1. Select the desired **Report Period** option.
2. Enter the appropriate dates for the report (**Date Range** or **Effective Date**), or select the appropriate School Month.
3. Select the desired **Transaction Type**.
4. Select the desired **Calculation Type**.
5. Select the desired **File Format**.
6. Select the desired **grade levels**.
7. If desired, mark the **Legal Name** checkbox.
8. Mark the **Unknown as Excused** or **Unknown as Unexcused** checkboxes. Only one can be marked at a time.
9. If desired, mark the **Future Exempt Enrollments** checkbox.
10. If desired, select an **Ad hoc Filter** to report only those students included in the filter.
11. Select the desired **Calendars**.
12. Click the **Generate Extract** button to generate the report instantly, or click the **Submit to Batch** button to choose when the report generates.

CALPADS Student Absence Summary Records:489												
RecordType	TransactionTypeCode	LocalRecordID	ReportingLEA	SchoolOfAttendance	AcademicYear	SSID	LocalStudentID	FirstName	LastName	BirthDate	Gender	Exem
STAS	R		3367124	3330396	2016-2017	1234567890	12345678	Anna	Student	12/08/1998	M	N
STAS	R		3367124	3330396	2016-2017	2345678901	23456789	Bjorn	Student	04/02/1999	F	N
STAS	R		3367124	3330396	2016-2017	3456789012	34567890	Candace	Student	04/02/1999	F	N
STAS	R		3367124	3330396	2016-2017	4567890123	45678901	Dorian	Student	10/12/1998	F	N
STAS	R		3367124	3330396	2016-2017	5678901234	56789012	Emily	Student	05/17/1999	F	N
STAS	R		3367124	3330396	2016-2017	6789012345	67890123	Francis	Student	11/20/1999	F	N
STAS	R		3367124	3330396	2016-2017	7890123456	78901234	Gweniviere	Student	08/06/1998	M	N
STAS	R		3367124	3330396	2016-2017	8901234567	89012345	Hammond	Student	12/22/1998	F	N
STAS	R		3367124	3330396	2016-2017	9012345678	90123456	Isador	Student	09/07/1999	F	N

CALPADS STAS Traditional Calculation - HTML Format

CALPADS Student Absence Summary Records:833

RecordType	TransactionTypeCode	LocalRecordID	ReportingLEA	SchoolOfAttendance	AcademicYear	SSID	LocalStudentID	FirstName	LastName	BirthDate	Gender	ExemptionIndicator	HourlyAc
STAS			0561564	0531509	2020-2021	123456789	123456	Adam	Student	20060221	M	N	N
STAS			0561564	0531509	2020-2021	2345678901	234567	Becca	Student	20050924	F	N	N
STAS			0561564	0531509	2020-2021	3456789012	123456	Calvin	Student	20050108	M	N	N
STAS			0561564	0531509	2020-2021	4567890123	345678	Drusila	Student	20030423	F	N	N
STAS			0561564	0531509	2020-2021	5678901234	456789	Everett	Student	20051202	F	N	N
STAS			0561564	0531509	2020-2021	6789012345	567890	Fiona	Student	20040729	F	N	N

CALPADS STAS Period-Based Calculation - HTML Format

Report Layout

Data Element	Description	Campus Interface Location
Record Type	Type of data record being submitted as chosen on the Extract Editor. Reports a value of STAS . <i>Alphabetic, 4 characters</i>	Data not stored
Transaction Type Code	Action the state should take with this record as chosen on the Extract Editor. Add/Update is the default. <ul style="list-style-type: none"> D = Delete R = Replace <i>Alphabetic, 1 character</i>	Data not stored
Local Record ID	This field is not reported.	N/A
Reporting LEA	A unique identifier for the educational service institution responsible for obtaining and maintaining a student's Statewide Student Identifier by way of an enrollment record in CALPADS. If the reporting calendar is from a School with Type = 15: Independently Reporting Charter, the State School Number reports (not the State District Number). This field reports the Secondary District Number when the reporting calendar has a School Type of 16: Secondary State District Number. <i>Numeric, 7 digits</i>	System Administration > Resources > District Information > State District Number District.number System Administration > Resources > School > School Number School.number System Administration > Resources > School > Type School.type

Data Element	Description	Campus Interface Location
School of Attendance	<p>A unique identifier for the school that delivers a majority of educational instruction and services and is where the student attends. A District-level school entity should use the State District Number for the State School Number.</p> <p>If the CDS Number is populated on the School editor, that value reports.</p> <p><i>Numeric, 7 digits</i></p>	<p>System Administration > Resources > School > State School Number</p> <p>System Administration > Resources > School > CDS Number</p> <p>School.number</p>
Academic Year	<p>A unique identifier assigned to a specific Academic Year. An Academic Year is the period during which school is in regular session and provides a required number of days of instruction.</p> <p><i>Date field, 9 characters (CCYY-CCYY)</i></p>	<p>System Administration > Calendar > School Years > Start Year/End Year</p> <p>Calendar.schoolYear</p>
SSID	<p>The unique identifier for the student assigned to or by the first California district in which the student is enrolled in accordance with CDE established standards. This number follows the student from school to school throughout his/her K-12 career.</p> <p><i>Alphanumeric, 10 characters</i></p>	<p>Census > People > Demographics > Person Identifiers > State ID</p> <p>Person.stateID</p>
Local Student ID	<p>A unique identifier assigned to the student by a local educational agency. This may not necessarily be the same as the identifier assigned to the student at the school level.</p> <p><i>Alphanumeric, up to 15 characters</i></p>	<p>Census > People > Demographics > Person Identifiers > Student Number</p> <p>Person.studentNumber</p>

Data Element	Description	Campus Interface Location
Student Legal First Name	<p>Legal first name of the student. If the Legal First Name field is populated AND the Legal Name checkbox is marked on the report editor, information reports from that field.</p> <p>This field may only include alphabetic letters, numbers, periods, hyphens and apostrophes.</p> <p><i>Alphanumeric, 30 characters</i></p>	<p>Census > People > Demographics > Person Identifiers > First Name</p> <p>Identity.firstName</p> <hr/> <p>Census > People > Identities > Identity Information > Protected Identity Information > Legal First Name</p> <p>Identity. legalFirstName</p>
Student Legal Last Name	<p>Legal last name of the student. If the Legal Last Name field is populated AND the Legal Name checkbox is marked on the report editor, information reports from that field.</p> <p>This field may only include alphabetic letters, numbers, periods, hyphens and apostrophes.</p> <p><i>Alphanumeric, 50 characters</i></p>	<p>Census > People > Demographics > Person Identifiers > Last Name</p> <p>Identity.lastName</p> <hr/> <p>Census > People > Identities > Identity Information > Protected Identity Information > Legal Last Name</p> <p>Identity. legalLastName</p>
Student Birth Date	<p>The month, day and year on which a person was born based on the Gregorian Calendar.</p> <p><i>Date field, 8 characters (CCYYMMDD)</i></p>	<p>Census > People > Demographics > Person Identifiers > Birth Date</p> <p>Identity.birthDate</p>
Student Gender Code	<p>Student's designated gender. If the Legal Gender field is populated, information reports from that field.</p> <p>See the Non-Binary Gender Reporting section for additional information.</p> <p><i>Alphanumeric, 1 character (M or F)</i></p>	<p>Census > People > Demographics > Person Identifiers > Gender</p> <p>Identity.gender</p> <hr/> <p>Census > People > Identities > Identity Information > Protected Identity Information > Legal Gender</p> <p>Identity. legalGender</p>

Data Element	Description	Campus Interface Location
Student Absence Summary Data Collection Exemption Indicator	<p>Indicates whether the student is exempt from the CALPADS absence summary data collection because the student is enrolled in a non-public school (NPS) or the student receives instruction through a home or hospital instructional setting as authorized.</p> <ul style="list-style-type: none"> • If School Type = 06: Non-Public/Non-Sectarian School or 07: Other Non-Public School, a value of Y reports. • If the student has an Attendance Funding Category of 18: Home Hospital, a value of Y reports. • If the student has an Attendance Funding Category of 35: College Concurrent, a value of Y reports. • Otherwise, a value of N reports. <p>When this field reports a value of Y, all of the remaining fields in the extract do not report.</p> <p><i>Alphanumeric, 1 character (Y) or N</i></p>	<p>System Administration > Resources > School > School Detail > Type</p> <p>School.type</p> <hr/> <p>Student Information > General > Enrollments > State Reporting Fields > Attendance Funding Category</p> <p>Enrollment.attendanceFundingCategory (<i>CustomStudent.value</i>)</p>

Data Element	Description	Campus Interface Location
Hourly Attendance School Type Indicator	<p>Indicates whether the student is attending a school for which the calculation for all students is based on hourly attendance (e.g., continuation schools).</p> <ul style="list-style-type: none"> • If School Type = 12: Community Day or 13: Continuation, a value of Y reports. • Otherwise, a value of N reports. <p>When this field reports a value of Y, the calculation of the remaining data elements is affected. See the descriptions for the following fields for more information.</p> <p>When the Student Absence Summary Data Collection Exemption Indicator field reports a value of Y, this field does not report.</p> <p><i>Alphanumeric, 1 character (Y or N)</i></p>	<p>System Administration > Resources > School > School Detail > Type</p> <p>School.type</p>
Expected Attendance Days	<p>Reports the total number of days the individual student was scheduled to attend during the Academic Year, from the student's Enrollment Start Date to the Enrollment Exit Date.</p> <p>Expected attendance days are the number of days a student was scheduled to attend, whether or not he or she was actually in attendance based on the Enrollment Start and End date.</p> <p>For hourly programs, (e.g. continuation) expected attendance days must include all of the school days a student was scheduled to attend in the hourly program. This may be less than</p>	<p>Calculated value, data not stored</p>

Data Element	Description	Campus Interface Location
	<p>five days in a typical five-day week.</p> <p>Only periods marked as Instructional and Attendance taking are included in the calculation (periods marked as non-instructional are not included).</p> <p>Attendance entries assigned a State Attendance Code of HH: Home and Hospital are subtracted from this total.</p> <p>When the Hourly Attendance School Type Indicator (field 14) reports Y, the number of days the student is expected to attend (may be less than five days) reports.</p> <p>Days served in In-School Suspension is included in this calculation.</p> <p>When the Student Absence Summary Data Collection Exemption Indicator field reports a value of Y, this field does not report.</p> <p><i>Numeric, 6 digits (N - NNN.NN)</i></p>	
Days Attended	<p>For Traditional STAS</p> <p>Reports the total number of days in whole numbers (more than 0 days, less than 250 days) the student attended the school. A day attended is defined as any day a student attendance for all or part of a school day.</p> <p>Any day that is marked with State Attendance Code of SSE: Saturday School Excused, SSU: Saturday School Unexcused, 110: In-School Suspension, or HH: Home and Hospital is subtracted</p>	Calculated value, data not stored

Data Element	Description	Campus Interface Location
	<p>A Day of Absence is defined as a full day the student did not attend and was marked as unknown, excused or unexcused. This does not include days in Out-of-School Suspension or days in In-School Suspension.</p> <p>Only periods marked as Instructional and Attendance taking are included in the calculation (periods marked as non-instructional are not included).</p> <p>When the Hourly Attendance School Type Indicator (field 14) reports Y, the value of Hours Present <i>divided by</i> Hours Scheduled to Attend <i>multiplied by</i> Days Expected to Attend reports.</p> <p>The calculation for Hourly students is the total value of Excused, Unexcused and OSS days minus subtracted from the Days Expected plus ISS.</p> <p>Days served in In-School Suspension is included in this calculation.</p> <p>When the Student Absence Summary Data Collection Exemption Indicator field reports a value of Y, this field does not report.</p> <hr/> <p>For Period-based STAS Reports the total number of days (more than 0 days, less than 250 days) the student attended the school. A day attended is defined by the periods attended divided by the number of periods the student was scheduled for and</p>	

Data Element	Description was for attendance taking of a school day.	Campus Interface Location
	<p>Any day that is marked with State Attendance Code of 110: In-School Suspension is subtracted from this total.</p> <p>For calendar days marked as Instructional and Attendance, attendance periods where the student has a status of present (no attendance entry) is <u>divided</u> by the total number of periods for which the student is scheduled, <u>multiplied</u> by the total number of Instructional and Attendance Taking days in which student was scheduled.</p> <hr/> <p>For Both Traditional and Period-based STAS</p> <p>The values reported in the Non-ADA Generating Independent Study Days and ADA Generating Independent Study is subtracted from this calculation.</p> <p><i>Numeric, 6 digits (N - NNN.NN)</i></p>	
Days Absent Out-of-School Suspension	<p>For Traditional STAS</p> <p>Reports the total number of days in whole numbers (more than 0 days, less than 250 days) the student was absent from the regular classroom for the entire school day due to an out-of-school suspension.</p> <ul style="list-style-type: none"> • If Attendance has at least one period of attendance, the day cannot count for reporting. • If the attendance is marked with State Code 100 or 110, the behavior resolution is used (OSS = 100). <p>When the Hourly Attendance</p>	<p>Calculated value, data not stored</p>

Data Element	Description	Campus Interface Location
	<p>School Type Indicator reports Y, the value of Hours Absent Due to Out-of-School Suspension <i>divided by</i> Hours Scheduled to Attend <i>multiplied by</i> Days Expected to Attend reports.</p> <p>When the Student Absence Summary Data Collection Exemption Indicator field reports a value of Y, this field does not report.</p> <p>This field does NOT take into account teacher-entered unknown attendance entries.</p> <hr/> <p>For Period-based STAS Reports the total number of days (more than 0 days, less than 250 days) the student was absent from the regular classroom for the entire school day due to an out-of-school suspension.</p> <ul style="list-style-type: none"> • If Attendance has at least one period of attendance, the day cannot count for reporting. • If the attendance is marked with State Code 100 or 110, the behavior resolution is used (OSS = 100). • For calendar days marked as Instructional and Attendance, attendance periods marked as OSS are divided by the student's scheduled total attendance periods multiplied by the total number of Instructional and Attendance taking days in which the student was scheduled. <p>When the Hourly Attendance School Type Indicator reports Y, the value of Hours Absent Due to Out-of-School Suspension <i>divided by</i> Hours Scheduled to Attend</p>	

Data Element	Description	Campus Interface Location
	<p><i>multiplied by</i> Days Expected to Attend reports.</p> <p>When the Student Absence Summary Data Collection Exemption Indicator field reports a value of Y, this field does not report.</p> <p>This field does NOT take into account teacher-entered unknown attendance entries.</p> <p><i>Numeric, 6 digits (N - NNN.NN)</i></p>	
Days in Attendance In-School Suspension	<p>For Traditional STAS</p> <p>Reports the total number of days in whole numbers (more than 0 days, less than 250 days) the student was in attendance but absent from the regular classroom for the entire school day due to either an in-school suspension or a teacher suspension from a classroom, or a combination of both.</p> <ul style="list-style-type: none"> • If Attendance has at least one period of attendance, the day cannot count for reporting. • If the attendance is marked with State Code 110, the behavior resolution is used (ISS = 110). <p>When the Hourly Attendance School Type Indicator reports Y, the value of Hours Absent Due to In-School Suspension <i>divided by</i> Hours Scheduled to Attend <i>multiplied by</i> Days Expected to Attend reports.</p> <p>When the Student Absence Summary Data Collection Exemption Indicator field reports a value of Y, this field does not report.</p> <p>This field does NOT take into</p>	<p>Calculated value, data not stored</p>

Data Element	Description	Campus Interface Location
	<p>account teacher-entered unknown attendance entries.</p> <hr/> <p>For Period-based STAS Reports the total number of days (more than 0 days, less than 250 days) the student was in attendance but absent from the regular classroom for the entire school day due to either an in-school suspension or a teacher suspension from a classroom, or a combination of both.</p> <ul style="list-style-type: none"> • If Attendance has at least one period of attendance, the day cannot count for reporting. • If the attendance is marked with State Code 110, the behavior resolution is used (ISS = 110). • For calendar days marked as Instructional and Attendance, attendance periods marked as ISS are divided by the student's scheduled total attendance periods multiplied by the total number of Instructional and Attendance taking days in which the student was scheduled. <p>When the Hourly Attendance School Type Indicator reports Y, the value of Hours Absent Due to In-School Suspension <i>divided by</i> Hours Scheduled to Attend <i>multiplied by</i> Days Expected to Attend reports.</p> <p>When the Student Absence Summary Data Collection Exemption Indicator field reports a value of Y, this field does not report.</p> <p>This field does NOT take into account teacher-entered</p>	

Data Element	Description	Campus Interface Location
	unknown attendance entries. <i>Numeric, 6 digits (N - NNN.NN)</i>	
Days Absent Excused Non-Suspension	<p>For Traditional STAS Reports the total number of days in whole numbers (more than 0 days, less than 250 days) the student was absent for the entire school day with a valid excuse. This does not include an absence due to an out-of-school or in-school suspension.</p> <p>If there is a split in attendance codes, where a student has some Excused Non-Suspension Codes and some Unexcused Non-Suspension Codes on the same day and was not marked present at all in the day, use the following weighting system to report:</p> <ol style="list-style-type: none"> 1. Out of school suspension 2. Then, Unexcused Non Suspension 3. Then, Excused Non Suspension <ul style="list-style-type: none"> ◦ EX: Student has 1 excused absence in period 1, 2 Unexcused absences in periods two and three, and the rest OSS - report the OSS. ◦ EX: Student has half day period absences of Excused and half day period absences as Unexcused, report the day as unexcused. <p>This field does include attendance events that are assigned a State Code of SSE: Saturday School Excused.</p> <p>When the Hourly Attendance School Type Indicator reports Y, the value of Hours Absent Excused (Non-Suspension) <i>divided by</i> Hours</p>	<p>Calculated value, data not stored</p>

Data Element	Description	Campus Interface Location
	<p>Scheduled to Attend <i>multiplied by</i> Days Expected to Attend reports.</p> <p>When the Student Absence Summary Data Collection Exemption Indicator field reports a value of Y, this field does not report.</p> <p>When the Unknown as Excused checkbox is marked on the report editor, unknown teacher attendance records are included in the calculation of this field. If the checkbox is not marked, this calculation does NOT include unknown teacher attendance records.</p> <hr/> <p>For Period-based STAS</p> <p>Reports the total number of days (more than 0 days, less than 250 days) the student was absent for the entire school day with a valid excuse. This does not include an absence due to an out-of-school or in-school suspension.</p> <p>If there is a split in attendance codes, where a student has some Excused Non-Suspension Codes and some Unexcused Non-Suspension Codes on the same day and was not marked present at all in the day, use the following weighting system to report:</p> <ol style="list-style-type: none"> 1. Out of school suspension 2. Then, Unexcused Non Suspension 3. Then, Excused Non Suspension <ul style="list-style-type: none"> ◦ EX: Student has 1 excused absence in period 1, 2 Unexcused absences in periods two and three, and the rest OSS - report the OSS. ◦ EX: Student has half day period absences of 	

Data Element	Description	Campus Interface Location
	<p>Excused and half day period absences as Unexcused, report the day as unexcused.</p> <p>For calendar days marked as Instructional and Attendance, attendance periods marked as Excused are divided by the student's scheduled total attendance periods multiplied by the total number of Instructional and Attendance taking days in which the student was scheduled.</p> <p>This field does include attendance events that are assigned a State Code of SSE: Saturday School Excused.</p> <p>When the Hourly Attendance School Type Indicator reports Y, the value of Hours Absent Excused (Non-Suspension) <i>divided by</i> Hours Scheduled to Attend <i>multiplied by</i> Days Expected to Attend reports. When the Student Absence Summary Data Collection Exemption Indicator field reports a value of Y, this field does not report.</p> <p>When the Unknown as Excused checkbox is marked on the report editor, unknown teacher attendance records are included in the calculation of this field. If the checkbox is not marked, this calculation does NOT include unknown teacher attendance records.</p> <p><i>Numeric, 6 digits (N - NNN.NN)</i></p>	
Days Absent Unexcused Non-Suspension	<p>For Traditional STAS</p> <p>Reports the total number of days in whole numbers (more than 0 days, less than 250 days) the</p>	Calculated value, data not stored

Data Element	Description	Campus Interface Location
	<p>student was absent for the entire school day without a valid excuse. This does not include students who are absent due to an out-of-school suspension or who attended in-school suspension.</p> <ol style="list-style-type: none"> 1. Out of school suspension 2. Then, Unexcused Non Suspension 3. Then, Excused Non Suspension <ul style="list-style-type: none"> ◦ EX: Student has 1 excused absence in period 1, 2 Unexcused absences in periods two and three, and the rest OSS - report the OSS. ◦ EX: Student has half day period absences of Excused and half day period absences as Unexcused, report the day as unexcused. <p>This field does include attendance events that are assigned a State Code of SSU: Saturday School Unexcused.</p> <p>When the Hourly Attendance School Type Indicator reports Y, the value of Hours Absent Unexcused (Non-Suspension) <i>divided by</i> Hours Scheduled to Attend <i>multiplied by</i> Days Expected to Attend reports.</p> <p>When the Student Absence Summary Data Collection Exemption Indicator field reports a value of Y, this field does not report.</p> <p>When the Unknown as Unexcused checkbox is marked on the report editor, unknown teacher attendance records are included in the calculation of this</p>	

Data Element	Description field. If the checkbox is not marked, this calculation does NOT	Campus Interface Location
	<p>include unknown teacher attendance records.</p> <hr/> <p>For Period-based STAS Reports the total number of days (more than 0 days, less than 250 days) the student was absent for the entire school day without a valid excuse. This does not include students who are absent due to an out-of-school suspension or who attended in-school suspension.</p> <ol style="list-style-type: none"> 1. Out of school suspension 2. Then, Unexcused Non Suspension 3. Then, Excused Non Suspension <ul style="list-style-type: none"> ◦ EX: Student has 1 excused absence in period 1, 2 Unexcused absences in periods two and three, and the rest OSS - report the OSS. ◦ EX: Student has half day period absences of Excused and half day period absences as Unexcused, report the day as unexcused. <p>For calendar days marked as Instructional and Attendance, attendance periods marked as unexcused are divided by the student's scheduled total attendance periods multiplied by the total number of Instructional and Attendance taking days in which the student was scheduled.</p> <p>This field does include attendance events that are assigned a State Code of SSU: Saturday School Unexcused.</p> <p>When the Hourly Attendance</p>	

Data Element	Description	Campus Interface Location
	<p>School Type Indicator reports Y, the value of Hours Absent</p> <p>Unexcused (Non-Suspension) <i>divided by</i> Hours Scheduled to Attend <i>multiplied by</i> Days Expected to Attend reports. When the Student Absence Summary Data Collection Exemption Indicator field reports a value of Y, this field does not report.</p> <p>When the Unknown as Unexcused checkbox is marked on the report editor, unknown teacher attendance records are included in the calculation of this field. If the checkbox is not marked, this calculation does NOT include unknown teacher attendance records.</p>	
<p>Non-ADA Generating Independent Study Days</p>	<p><i>Numeric, 6 digits (N - NNN.NN)</i> For Traditional STAS</p> <p>Reports the total number of days in whole numbers (more than 0 days, less than 250 days) the student did not satisfy requirements necessary to generate a day of attendance for either traditional or course-based independent student.</p> <p>This is calculated by adding the number of days the student had an attendance entry mapped to a State Attendance Code of CII or ISI for a full day plus the total days between all events within the calendar year.</p> <p>When the Student Absence Summary Data Collection Exemption Indicator field reports a value of Y, this field does not report.</p> <hr/> <p>For Period-based STAS</p>	<p>Calculated value, data not stored</p>

Data Element	Description	Campus Interface Location
	<p>Reports the total number of days (more than 0 days, less than 250 days) the student did not satisfy requirements necessary to generate a day of attendance for either traditional or course-based independent student.</p> <p>This is calculated by adding the number of days the student had an attendance entry mapped to a State Attendance Code of CII or ISI for a full day plus the total days between all events within the calendar year. That number is divided by the student's total attendance periods with a code of ISC, CIC, CII or ISI, multiplied by the total number of Instructional and Attendance taking days in which the student was scheduled.</p> <p>When the Student Absence Summary Data Collection Exemption Indicator field reports a value of Y, this field does not report.</p> <p><i>Numeric, 6 digits (N - NNN.NN)</i></p>	

Data Element	Description	Campus Interface Location
ADA Generating Independent Study	<p>For Traditional STAS Reports the total number of days in whole numbers (more than 0 days, less than 250 days) the student satisfied statutory and regulatory requirements necessary to generate a day of attendance for either traditional or course-based independent student.</p> <p>This is calculated by adding the number of days the student had an attendance entry mapped to a State Attendance Code of CIC or ISC or a full day plus the total days between all events within the calendar year.</p> <hr/> <p>For Period-based STAS Reports the total number of days in whole numbers (more than 0 days, less than 250 days) the student satisfied statutory and regulatory requirements necessary to generate a day of attendance for either traditional or course-based independent student.</p> <p>This is calculated by adding the number of days the student had an attendance entry mapped to a State Attendance Code of CIC or ISC or a full day plus the total days between all events within the calendar year.</p> <p><i>Numeric, 6 digits (N - NNN.NN)</i></p>	Calculated value, data not stored

Data Element	Description	Campus Interface Location
Period by Period Attendance Method Indicator	<p>Indicates whether the student's attendance is reported using a period by period attendance by converting periods of attendance into days of attendance.</p> <p>A value of Y reports when the Student Absence Summary Data Collection Exemption Indicator (field 13) is blank/null, and indicates period by period reporting is used.</p> <p>Otherwise, a value of N reports.</p>	N/A