

Classroom Navigation - Ongoing

Last Modified on 07/31/2023 3:18 pm CDT

[Enabling Classroom](#) | [Initial Release - Campus.2227](#) | [View as Student & Shortcuts - Campus.2243](#)

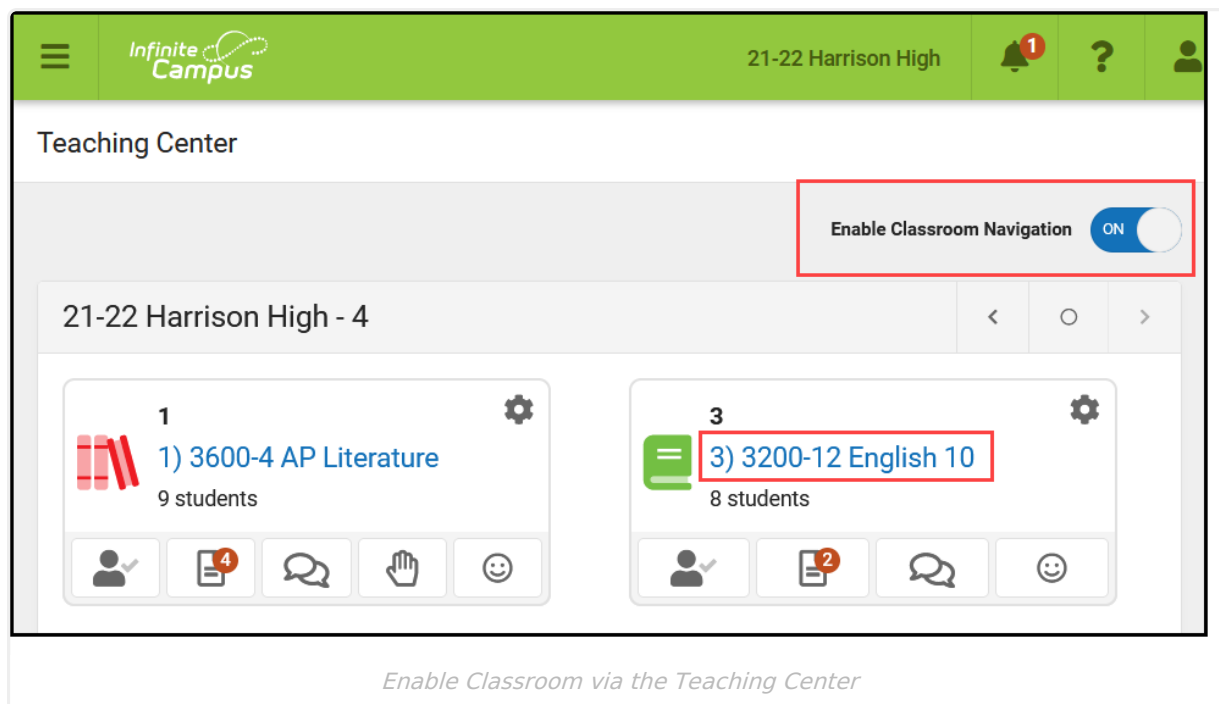
Classroom provides a new section-based paradigm for teachers, compared to the tool-based structure traditionally found in Instruction. When enabled, Classroom collects related tools and presents them within the context of a single section.

Campus.2227 marked the first release of Classroom, with additional updates coming in later releases. This article is updated for each Classroom release.

Enabling Classroom

With the release of Campus.2331, Classroom is enabled for all parents and students.

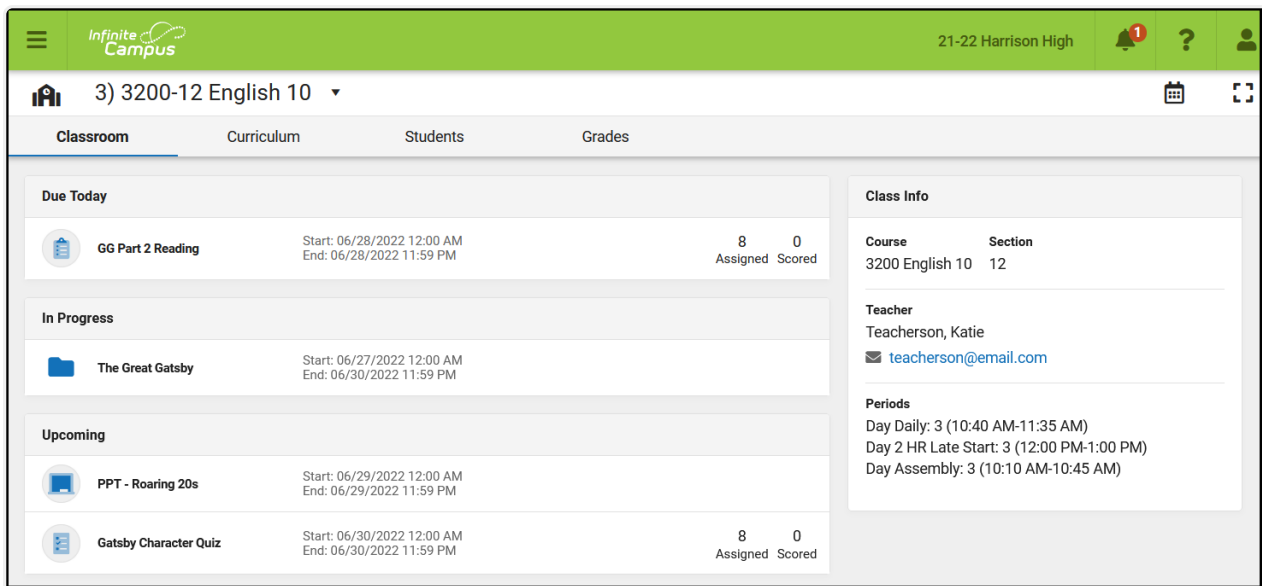
For individual teachers, Classroom is enabled by default. Use the **Enable Classroom Navigation** toggle button in the [Teaching Center](#) (formerly Control Center) to turn off Classroom view.



Initial Release - Campus.2227

In conjunction with the release of Classroom, the Control Center has been renamed to 'Teaching Center' for all users. Additionally, tools in the Instruction menu of the navigation have been rearranged. When in the Classroom view, each tool is displayed in the context of that section. Switch sections using the dropdown list at the top, or by using the Home button to return to the Teaching Center (formerly Control Center) and select a different section.

In the Classroom view, tools are divided into four tabs:



A summary of current curriculum displays on the Classroom tab. Click another tab to access more Instruction tools in the context of this section.

Classroom

Classroom provides a summary of the section as well as a list of current and upcoming curriculum, with easy access to assignments, resources, and folders, as well as submissions and scoring.

Curriculum

The Curriculum tab provides the same curriculum functionality found in tools such as the Grade Book and Planner, where teachers can search, filter, and view their curriculum.

Students

The Students tab collects a variety of tools related to classroom administration, such as the Roster, Attendance, and Seating Charts.

Grades

The Grades tab collects grading-related tools such as the Grade Book, Post Grades, and the Progress Monitor.

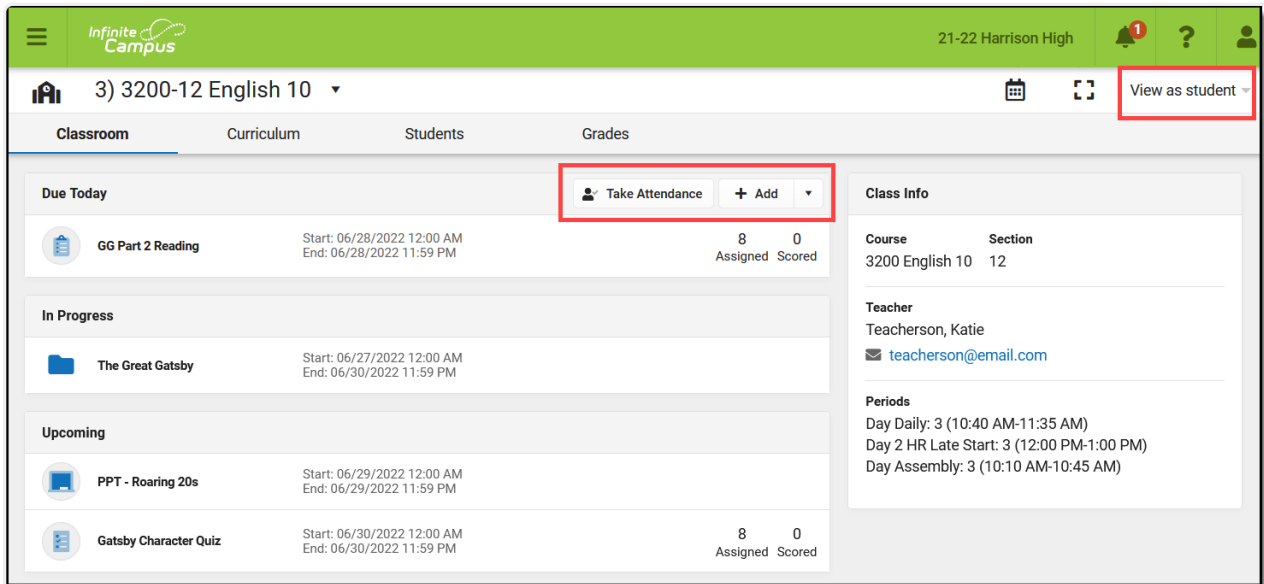
Check out the [Classroom](#) and [Classroom Settings](#) articles for more information.

View as Student & Shortcuts - Campus.2243

In addition to cosmetic updates, the [Campus.2243](#) release includes the following improvements to Classroom:

- Added buttons to Take Attendance and Add curriculum to the main Classroom screen.
- Added a View as Student that displays in the Classroom header. Select a student in the

dropdown list to view the Classroom, Curriculum, and Grades tabs as they are shown in [Campus Student](#). Click individual curriculum to see what your students see.



The screenshot displays the Infinite Campus interface for a teacher. The top navigation bar shows the school name '21-22 Harrison High' and a notification bell. The sidebar on the left has tabs for 'Classroom', 'Curriculum', 'Students', and 'Grades'. The main content area is titled '3) 3200-12 English 10'. It features three sections: 'Due Today', 'In Progress', and 'Upcoming'. The 'Due Today' section lists 'GG Part 2 Reading' with start and end times and counts of 8 Assigned and 0 Scored. The 'In Progress' section lists 'The Great Gatsby' with start and end times. The 'Upcoming' section lists 'PPT - Roaring 20s' and 'Gatsby Character Quiz' with start and end times and counts of 8 Assigned and 0 Scored. A red box highlights the 'Take Attendance' and '+ Add' buttons in the 'Due Today' section. Another red box highlights the 'View as student' dropdown menu in the top right corner.

The options boxed in red were added with Campus.2243.