

New Mexico Assessment Test Setup

Last Modified on 03/11/2024 8:46 am CDT

[State Tests Setup](#) | [National Tests Setup](#) | [Assessment Fact Template Fields](#)

Tool Search: Test Setup

The [Assessment Center](#) (released in Campus.2223) provides users with the ability to create and manage assessments administered to students for district, state, and national tests. The Test Setup functionality described below will be deprecated in a future release.

To accurately collect data for the [Assessment Fact Template](#), specific test setup is required. Use the information provided in this article to set up State and National tests.

This article also includes information about the fields on the [Assessment Fact Template](#) that report based on the Assessment Test Setup.

See the core [Test Setup](#) articles for additional information on managing tests.

Test Setup ☆

Student > Assessment Administration > Test Setup

Save

Delete

New Test

Tests

- 2019 (233 tests)
- 2018 (232 tests)
- 2017 (156 tests)
- 2016 (147 tests)
- 2015 (56 tests)
- 2014 (22 tests)
- 2013 (21 tests)
- 2012 (21 tests)
- 2011 (1 tests)

Test Detail

*Name

Parent Test

(no parent)

Code

Year

Subject

Test Grade Level

Assessment Type

Populate the **Subject** dropdown list for all District Tests and National Tests that are not state reported by going to System Administration > Attribute Dictionary > Test > Subject (test.type).

Standards Type

Start Date

End Date

Test Type

☒ District Test
 ☐ Teacher-scored
 ☐ Display in Portal
 ☐ Display in Transcripts

☐ State Test

State Code

☐ National Test

National Code

Scoring Model Code

Select the score fields you want to use:

☐ Date
 ☐ Scale Score
 ☐ Raw Score
 ☐ Reason Code
 ☐ Received Accommodation
 ☐ Percentile
 ☐ Percent
 ☐ Normal Curve Equivalent
 ☐ Result
 ☐ Invalid
 ☐ Test Accommodations Eligible

Academic Achievement Standard

Question Label

Result Statuses

Value	Result Code	Label	Passing Score
X			<input type="checkbox"/>

Add Result Status

Assessment Test Setup Editor Example

State Tests Setup

Use the following information to set up State Tests. For these tests, always select **State Test** as the Test Type.

Be sure to select **State Test** and the **State Code** first. This allows Campus to populate the **Subject** field with the correct values.

Test Type

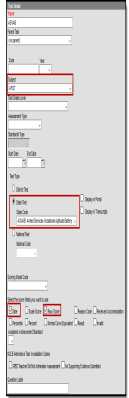
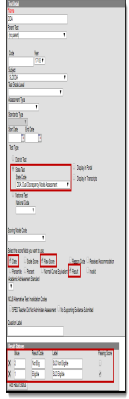
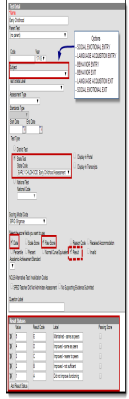
☐ District Test
 ☒ **State Test**
☐ National Test

State Code

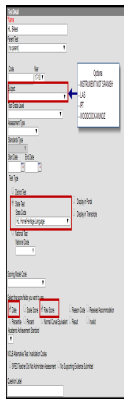

National Code


☐ Display in Portal
☐ Display in Transcripts

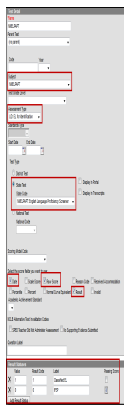

State Test Setup


Test Type	Field Setup		Example
ASVAB: Armed Services Vocational Aptitude Battery	Field	Description	
	State Code	Select ASVAB	
	Subject	Automatically populates the default value: AFQT	
	Score Fields	Select Date and Raw Score	
DDA: Dual Discrepancy Model Assessment	Field	Description	
	State Code	Select DDA	
	Subject	Automatically populates the default value: SLDDDA	
	Score Fields	Select Date , Raw Score , and Result	
EARLY CHILDHOOD: Early Childhood Assessment	Field	Description	
	Status Code	Select EARLY CHILDHOOD	

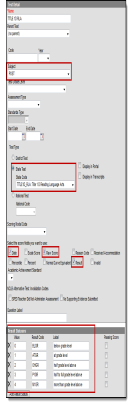
Test Type	Field Setup Description	Example
	Subject Select the appropriate value from the dropdown list: <ul style="list-style-type: none"> • SOCIAL EMOTIONAL ENTRY • LANGUAGE ACQUISITION ENTRY • BEHAVIOR ENTRY • BEHAVIOR EXIT • LANGUAGE ACQUISITION EXIT • SOCIAL EMOTIONAL EXIT 	
	Scoring Model Code Select the appropriate value from the dropdown list: <ul style="list-style-type: none"> • BRIG (<i>Brigance</i>) • CC (<i>Creative Curriculum</i>) • WORK (<i>Work Sampling</i>) • PETITION (<i>Petition to MPED</i>) • NMPKOA (<i>NM Pre-K Observational Assessment</i>) 	
	Score Fields <ul style="list-style-type: none"> • Select Date and Raw Score for all EARLY CHILDHOOD tests • Select Result when the Subject is one of the following: <ul style="list-style-type: none"> ◦ BEHAVIOR EXIT ◦ LANGUAGE ACQUISITION EXIT ◦ SOCIAL EMOTIONAL EXIT 	
	Result Statuses Enter the following Result Codes and Labels : <ul style="list-style-type: none"> • A: Did not improve functioning • B: Improved functioning, but not sufficient to move nearer to functioning comparable to same-aged peers • C: Improved functioning to a level nearer to same-aged peers and acquired new skills, but did not reach it • D: Improved functioning to a level comparable to same-age peers • E: Maintained functioning at a level comparable to same-aged peers 	

Test Type	Field Setup		Example
HL: Home/Heritage Program Language (language other than english)	Field	Description	
	State Code	Select HL	
	Subject	Select the appropriate value from the dropdown list: <ul style="list-style-type: none"> • INSTRUMENT NOT SPANISH • LAS • IPT • WOODCOCK-MUNOZ 	
	Score Fields	Select Date and Raw Score	
Keys: Work Keys <i>Career College Readiness Exam</i>	Field	Description	
	State Code	Select KEYS	
	Subject	Select the appropriate value from the dropdown list: <ul style="list-style-type: none"> • LISTENING • WRITING • READING FOR INFORMATION • APPLIED MATHEMATICS • LOCATING INFORMATION • APPLIED TECHNOLOGY • TEAMWORK 	
	Score Fields	Select Date and Raw Score	


Test Type	Field Setup		Example
LUS: Language Usge Survey	Field	Description	
	State Code	Select LUS	
	Subject	Automatically populates the default value: LUS	
	Assessment Type	You must select LID (<i>EL for Identification</i>) or LPF (<i>EL for Proficiency</i>) for the student's assessment to be visible on their EL Module > Assessment tab.	
	Score Fields	Select Date , Raw Score , and Result	
	Result Statuses	Enter the following Result Codes and Labels : <ul style="list-style-type: none"> • 0: IFEP ("No" response to questions 1-7 of the NM Language Usage Survey. Student is Initial Fluent English Proficient (IFEP)) • 1: Classified LE ("Yes" response to one or more questions 1-7 of the NM Language Usage Survey. Administer English language proficiency screener (W-APT or WIDA Screener) to determine English language proficiency classification.) 	

Test Type	Field Setup		Example
NMELPAPT: English Language Proficiency Screener	Field	Description	
	State Code	Select NMELPAPT	
	Subject	Automatically populates the default value: NMELPAPT	
	Assessment Type	You must select LID (<i>EL for Identification</i>) or LPF (<i>EL for Proficiency</i>) for the student's assessment to be visible on their EL Module > Assessment tab.	
	Score Fields	Select Date , Raw Score , and Result	
	Result Statuses	Enter the following Result Codes and Labels : <ul style="list-style-type: none"> • 0: IFEP Initial Fluent English Proficient (IFEP) • 1: Classified EL Classified as English Learner (EL) 	
TABE: Test of Adult Basic Education <i>Career College Readiness Exam</i>	Field	Description	
	State Code	Select TABE	
	Subject	Select the appropriate value from the dropdown list: <ul style="list-style-type: none"> • MATH • READING • LANGUAGE 	
	Score Fields	Select Date and Raw Score	

Test Type	Field Setup		Example
TITLE1D_MATH: Title I D Math	Field	Description	
	State Code	Select TITLE1D_MATH	
	Subject	Select the appropriate value from the dropdown list: <ul style="list-style-type: none"> • PRE • POST 	
	Score Fields	Select Date , Raw Score , and Result	
	Result Statuses	Enter the following Result Codes and Labels : <ul style="list-style-type: none"> • BLGR Long-term students who tested below grade level • ATGR Long-term students who tested at grade level • PHGR Long-term students who tested ½ grade level above • P1GR Long-term students who tested ½ up to one full grade level above • M1GR Long-term students who tested with more than one full grade level above 	

Test Type	Field Setup		Example
TITLE1D_RLA: Title I D Reading Language Arts	Field	Description	
	State Code	Select TITLE1D_RLA	
	Subject	Select the appropriate value from the dropdown list: <ul style="list-style-type: none"> • PRE • POST 	
	Score Fields	Select Date , Raw Score , and Result	
	Result Statuses	Enter the following Result Codes and Labels : <ul style="list-style-type: none"> • BLGR Long-term students who tested below grade level • ATGR Long-term students who tested at grade level • PHGR Long-term students who tested ½ grade level above • P1GR Long-term students who tested ½ up to one full grade level above • M1GR Long-term students who tested with more than one full grade level above 	


Test Type	Field Setup		Example
WAPT: WIDA Access Placement Test	Field	Description	
	State Code	Select WAPT	
	Subject	Select the appropriate value from the dropdown list: <ul style="list-style-type: none">• Speaking and Listening• Reading• Writing	
	Assessment Type	You must select LID (<i>EL for Identification</i>) or LPF (<i>EL for Proficiency</i>) for the student's assessment to be visible on their EL Module > Assessment tab.	
	Score Fields	Select Date , Raw Score , and Result	
	Result Statuses	Enter the following Result Codes and Labels : <ul style="list-style-type: none">• 0: IFEP Initial Fluent English Proficient (IFEP)• 1: Classified EL Classified as English Learner (EL)	
EOC: End of Course Exams	Field	Description	
	State Code	Select EOC	
	Subject	Select the appropriate value from the dropdown list. ▶ Click here to expand...	
	Score Fields	Select Date and Raw Score	
The following Career College Readiness Exam is provided to the Public Education Department by the College Board and does not need to be submitted to the Public Education Department.			

Test Type	Field Setup		Example
ACT Aspire (optional)			
	Field	Description	
	State Code	Select ACT Aspire	
	Subject	Select the appropriate value from the dropdown list. <ul style="list-style-type: none"> • ENGLISH • READING • MATHEMATICS • SCIENCE • WRITING 	
	Score Fields	Select Date and Raw Score	

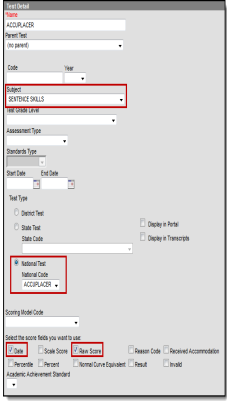
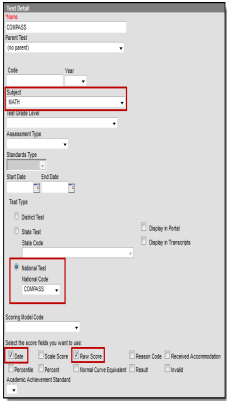
National Tests Setup

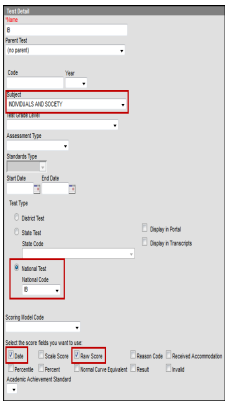
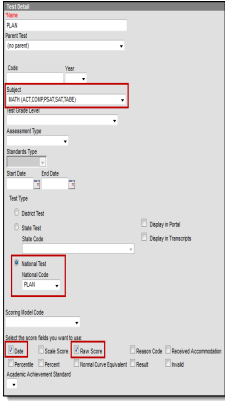
Use the following information to set up State Tests. For these tests, always select **National Test** as the Test Type.

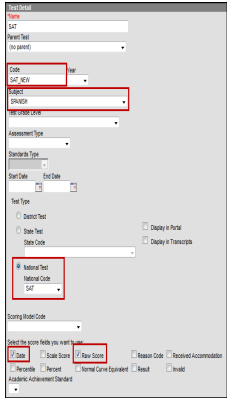
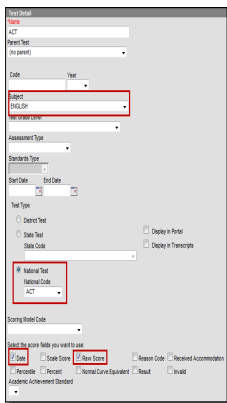
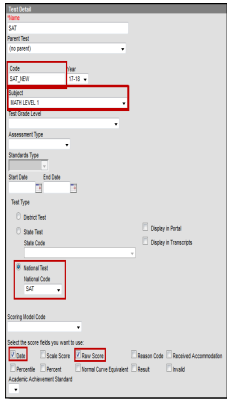
Be sure to select **National Test** and the **National Code** first. This allows Campus to populate the **Subject** field with the correct values.

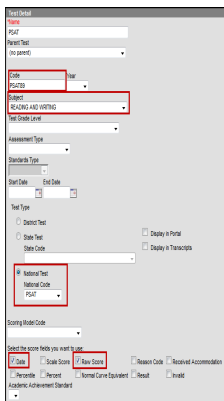
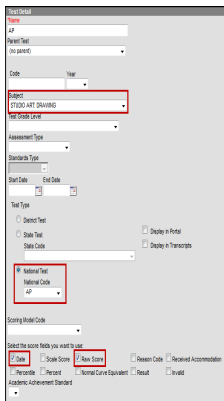


Test Type	Field Setup	Example
-----------	-------------	---------

Test Type	Field Setup		Example
ACCU: Accuplacer <i>Career College Readiness Exam</i>	Field	Description	
	National Code	Select ACCUPLACER	
	Subject	Select the appropriate value from the dropdown list: <ul style="list-style-type: none"> ELEMENTARY ALGEBRA COLLEGE-LEVEL MATH READING COMPREHENSION WRITEPLACER SENTENCE SKILLS 	
	Score Fields	Select Date and Raw Score	
COMP: Compass <i>Career College Readiness Exam</i>	Field	Description	
	National Code	Select COMPASS	
	Subject	Select the appropriate value from the dropdown list: <ul style="list-style-type: none"> MATH READING WRITING SKILLS WRITING ESSAY (SCALE 2-12) WRITING ESSAY (SCALE 2-8) 	
	Score Fields	Select Date and Raw Score	

Test Type	Field Setup		Example
IB: International Baccalaureate <i>Career College Readiness Exam</i>	Field	Description	
	National Code	Select IB	
	Subject	Select the appropriate value from the dropdown list: <ul style="list-style-type: none"> LANGUAGE A LANGUAGE B INDIVIDUALS AND SOCIETY EXPERIMENTAL SCIENCES MATHEMATICS ARTS DIPLOMA 	
	Score Fields	Select Date and Raw Score	
PLAN: ACT Plan <i>Career College Readiness Exam</i>	Field	Description	
	National Code	Select PLAN	
	Subject	Select the appropriate value from the dropdown list: <ul style="list-style-type: none"> MATH READING FOR INFORMATION MATHEMATICS GERMAN LANGUAGE GERMAN GERMAN WITH LISTENING WORLD HISTORY 	
	Score Fields	Select Date and Raw Score	

Test Type	Field Setup		Example
SAT_NEW	Field	Description	
	National Code	Select SAT	
	Subject	Select the appropriate value from the dropdown list ▶ Click here to expand...	
	Code	Enter SAT_NEW	
	Score Fields	Select Date and Raw Score	
The following Career College Readiness Exams are provided to the Public Education Department by the College Board and do not need to be submitted to the Public Education Department.			
ACT (optional)	Field	Description	
	National Code	Select ACT	
	Subject	Select the appropriate value from the dropdown list: <ul style="list-style-type: none">• ENGLISH• MATH• READING• SCIENCE	
	Score Fields	Select Date and Raw Score	
SATSUB (optional)	Field	Description	
	National Code	Select SAT	
	Subject	Select the appropriate value from the dropdown list: ▶ Click here to expand...	
	Code	Enter SAT_SUB	
	Score Fields	Select Date and Raw Score	

Test Type	Field Setup		Example
PSAT_NMSQT or PSAT89 (optional)	Field	Description	
	National Code	Select PSAT	
	Subject	Select the appropriate value from the dropdown list: <ul style="list-style-type: none">• MATH• READING AND WRITING	
	Code	Enter PSAT_NMSQT or PSAT89	
	Score Fields	Select Date and Raw Score	
AP: Advanced Placement (optional)	Field	Description	
	National Code	Select AP	
	Subject	Select the appropriate value from the dropdown list: ▶ Click here to expand...	
	Code	Enter AP	
	Score Fields	Select Date and Raw Score	

Assessment Fact Template Fields

The following [Assessment Fact Template](#) fields report based on the Assessment Test Setup.

Assessment Fact Template Field	Reports...
---	------------

Assessment Fact Template Field	Reports...						
Test Description	<p>the State Code OR the Federal Code for the assessment test.</p> <table> <tr> <th>If the assessment is a...</th><th>Then...</th></tr> <tr> <td>State Test</td><td>the selected State Code reports.</td></tr> <tr> <td>National Test</td><td> <ul style="list-style-type: none"> the selected National Code reports (SAT, IB, AP, ACT). if the test is <i>PSAT</i>, the value from Assessment > Test Set Up > Tests > Test Detail > Code reports. If the test is <i>ACCUPLACER</i>, ACCU reports. If the test is <i>COMPASS</i>, COMP reports. </td></tr> </table>	If the assessment is a...	Then...	State Test	the selected State Code reports.	National Test	<ul style="list-style-type: none"> the selected National Code reports (SAT, IB, AP, ACT). if the test is <i>PSAT</i>, the value from Assessment > Test Set Up > Tests > Test Detail > Code reports. If the test is <i>ACCUPLACER</i>, ACCU reports. If the test is <i>COMPASS</i>, COMP reports.
If the assessment is a...	Then...						
State Test	the selected State Code reports.						
National Test	<ul style="list-style-type: none"> the selected National Code reports (SAT, IB, AP, ACT). if the test is <i>PSAT</i>, the value from Assessment > Test Set Up > Tests > Test Detail > Code reports. If the test is <i>ACCUPLACER</i>, ACCU reports. If the test is <i>COMPASS</i>, COMP reports. 						
Item Description Code	the description of the selected Subject.						
Standard Achieved Code	<p>the student's result code for the assessment. If there is not a result code for the assessment, this element reports blank.</p> <table> <tr> <th>If the State Code is...</th><th>Reports...</th></tr> <tr> <td>Early Childhood AND the Subject code/description selected is Behavior Exit, Language Acquisition Exit, OR Social Emotional Exit</td><td> <ul style="list-style-type: none"> A - Did not improve functioning B - Improved functioning, but not sufficient to move nearer to functioning comparable to same-aged peers C - Improved functioning to a level nearer to same-aged peers and acquired new skills, but did not reach it D - Improved functioning to a level comparable to same-age peers E - Maintained functioning at a level comparable to same-aged peers </td></tr> <tr> <td>DDA</td><td> <ul style="list-style-type: none"> Y - SLD Eligible N - SLD Not Eligible </td></tr> </table>	If the State Code is...	Reports...	Early Childhood AND the Subject code/description selected is Behavior Exit, Language Acquisition Exit, OR Social Emotional Exit	<ul style="list-style-type: none"> A - Did not improve functioning B - Improved functioning, but not sufficient to move nearer to functioning comparable to same-aged peers C - Improved functioning to a level nearer to same-aged peers and acquired new skills, but did not reach it D - Improved functioning to a level comparable to same-age peers E - Maintained functioning at a level comparable to same-aged peers 	DDA	<ul style="list-style-type: none"> Y - SLD Eligible N - SLD Not Eligible
If the State Code is...	Reports...						
Early Childhood AND the Subject code/description selected is Behavior Exit, Language Acquisition Exit, OR Social Emotional Exit	<ul style="list-style-type: none"> A - Did not improve functioning B - Improved functioning, but not sufficient to move nearer to functioning comparable to same-aged peers C - Improved functioning to a level nearer to same-aged peers and acquired new skills, but did not reach it D - Improved functioning to a level comparable to same-age peers E - Maintained functioning at a level comparable to same-aged peers 						
DDA	<ul style="list-style-type: none"> Y - SLD Eligible N - SLD Not Eligible 						

Assessment Fact Template Field	Report State Code is...	Reports...
	TITLE1D_RLA or TITLE1D_MATH and the Subject code/description selected is PRE	<ul style="list-style-type: none"> • BLGR - Long-term students who tested below grade level • ATGR - Long-term students who tested at grade level • PHGR - Long-term students who tested $\frac{1}{2}$ grade level above • P1GR - Long-term students who tested $\frac{1}{2}$ up to one full grade level above • M1GR - Long-term students who tested with more than one full grade level above
	LUS	<ul style="list-style-type: none"> • 0 - A "No" response to questions 1-7 of the NM Language Usage Survey. Student is Initial Fluent English Proficient (IFEP) • 1 - A "Yes" response to one or more questions 1-7 of the NM Language Usage Survey. Administer English language proficiency screener (W-APT or WIDA Screener) to determine English language proficiency classification.
	NMELPAPT or WAPT	<ul style="list-style-type: none"> • 0 - Initial Fluent English Proficient (IFEP) • 1 - Classified as English Learner (EL)

Assessment Fact Template Field	Reports...																					
Scoring Model Code	<p>Reports the Scoring Model Code if it is selected on the Test Detail; otherwise, this element reports blank.</p> <p>If using single-digit codes, the following values report based on the selected code.</p> <table><tr><th>Code</th><th>Description</th><th>Reports</th></tr><tr><td>B</td><td>Brigance</td><td>BRIG</td></tr><tr><td>C</td><td>Creative Curriculum</td><td>CC</td></tr><tr><td>W</td><td>Work Sampling</td><td>WORK</td></tr><tr><td>P</td><td>Petition to NMPED</td><td>PETITION</td></tr><tr><td>D</td><td>Dual Discrepancy Model</td><td>DLDSC</td></tr><tr><td>N</td><td>NM PreK Observational</td><td>NMPKOA</td></tr></table>	Code	Description	Reports	B	Brigance	BRIG	C	Creative Curriculum	CC	W	Work Sampling	WORK	P	Petition to NMPED	PETITION	D	Dual Discrepancy Model	DLDSC	N	NM PreK Observational	NMPKOA
Code	Description	Reports																				
B	Brigance	BRIG																				
C	Creative Curriculum	CC																				
W	Work Sampling	WORK																				
P	Petition to NMPED	PETITION																				
D	Dual Discrepancy Model	DLDSC																				
N	NM PreK Observational	NMPKOA																				