

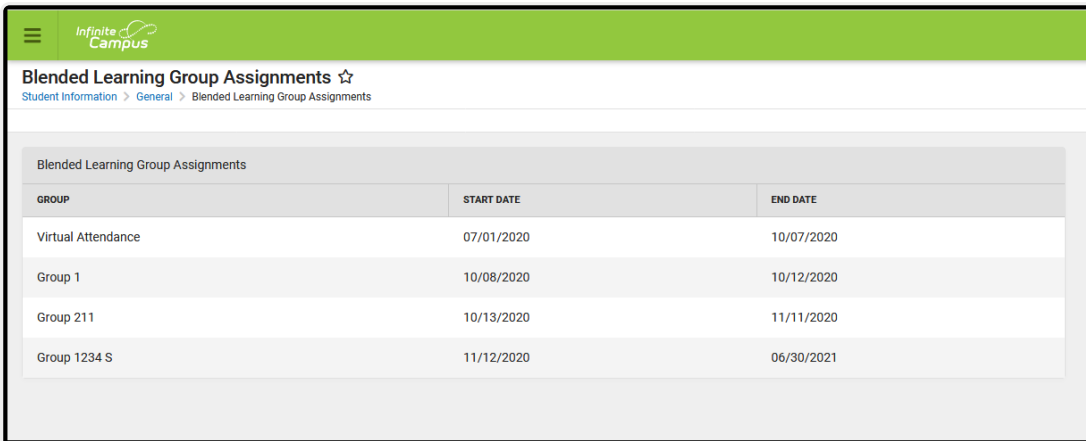
# Blended Learning Group Assignments

Last Modified on 01/03/2022 10:53 am CST

Tool Search: Blended Learning Group Assignments

The Blended Learning Group Assignments tool provides a list of the selected student's current and previous Blended Learning Groups. The earliest group assignment displays first in the list, with the most recent group displaying at the end of the list.

See the [Blended Learning Groups](#) article for an overview of the entire Blended Learning Group process.



GROUP	START DATE	END DATE
Virtual Attendance	07/01/2020	10/07/2020
Group 1	10/08/2020	10/12/2020
Group 211	10/13/2020	11/11/2020
Group 1234 S	11/12/2020	06/30/2021

*Blended Learning Group Assignments*

**Read** - Access and view the Blended Learning Group Assignments tool.

**Write** - Edit existing Blended Learning Group Assignments.

**Add** - Add new Blended Learning Group Assignments.

**Delete** - N/A

For more information about Tool Rights and how they function, see the [Tool Rights](#) article.

## Blended Learning Group System Preferences

A System Preference is available for districts to determine whether [Blended Learning Group Assignments](#) are ended when the enrollment record is ended.

When the System Preference for **Cascade Enrollment End Date to Blended Learning Group Assignment End Date** is set to **Yes**, adding an End Date to the enrollment record, whether manually on a single student's enrollment record or when using the Enrollment End Batch, Blended

Learning Group Assignments are also ended for the same date.

*Ending an Enrollment Record with Cascade System Preference Turned On Ends the Blended Learning Group Assignment*

- When a student has overlapping enrollments, end dating one enrollment does not update the Blended Learning Group Assignments. There is no way to determine to which enrollment the Blended Learning Group Assignment is associated.
- When an enrollment is marked as No Show, the student's Blended Learning Group Assignments are deleted.
- When an enrollment is deleted, the Blended Learning Group Assignments are deleted.

# Add and Edit Group Assignments

## Add a Group Assignment

Click the **Add** button. In the **Add Group Assignment** panel, select the appropriate **Group** from the dropdown list and enter a **Start Date** and **End Date** for this assignment. Click the **Save** button when finished.

Start and End Dates are included after the group names in the dropdown.

- Start Dates must be on or after the start of the Group.
- End Dates must be on or before the end of the Group.

Adding concurrent assignments to the same group is not allowed. Use the Edit function to modify existing group assignment dates instead.

**Blended Learning Group Assignments** ☆

Student Information > General > Blended Learning Group Assignments

Student, Abigail M. Grade: 12 #123456 DOB: 10/13/02

Immersion Group 1234 S

GROUP	START DATE
Virtual Attendance	07/01/2020
Group 2	10/08/2020
Group 211	10/13/2020
Group 1234 S	11/12/2020

**Add Group Assignment**

Group \*  
Group ABC (10/15/2020 - ▾)

Start Date \*  
03/30/2021 📅

End Date \*  
04/30/2021 📅

Buttons: Add (highlighted), Print, Save, Cancel

*Add New Group Assignment*

The currently assigned group, if there is one, ends as of the day BEFORE the entered date. The new group begins and ends on the entered dates. The end date defaults to the last date of the group, but that date can be changed if necessary.

A confirmation message displays after clicking Save. Click the **Confirm** button to continue, in which the added group assignment will be saved; or click the **Cancel** button and no changes are made.

**Blended Learning Group Assignments**

GROUP	START DATE
Virtual Attendance	
Group 2	
Group 211	
Group 1234 S	

**Confirm Group Assignment Date**

Warning: This student has an assignment to Group 1234 S that will be split by this change. The new assignment dates will be as follows: Group 1234 S 11/12/2020 - 03/29/2021; Group ABC 03/30/2021 - 06/30/2021 Do you wish to proceed?

*Confirm New Group Assignment*

## Edit a Group Assignment

To modify an existing Group Assignment - change the start date or end date for the selected group - click that **Group** name from the list of groups on the screen.

In the **Edit Group Assignment** panel, enter the new **Start Date** or **End Date** and click **Save**.

**Blended Learning Group Assignments**

GROUP	START DATE	END DATE
Virtual Attendance	07/01/2020	10/07/2
Group 2	10/08/2020	10/12/2
Group 211	10/13/2020	11/11/2
Group 1234 S	11/12/2020	03/31/2
Group ABC	04/01/2021	04/30/2
Group 1234 S	05/01/2021	06/30/2

**Edit Group 211 Assignment**

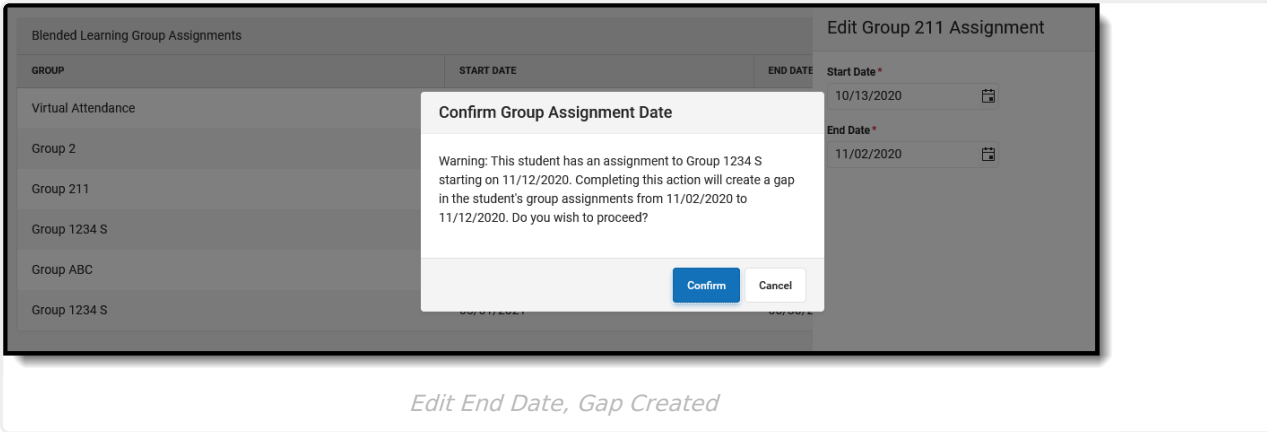
**Start Date \*** 10/13/2020

**End Date \*** 11/11/2020

*Edit a Group Assignment*

- Start Dates must be on or after the start of the Group.
- End Dates must be on or before the end of the Group.

A confirmation message, explaining the entered changes displays. Note that changing the dates of a group may cause a gap in the student's group assignments. In this example, changing the End Date from November 11 to November 2 created a gap, and the student isn't assigned to another group until Number 12. This may be fine, but review the entered dates to ensure they are correct.



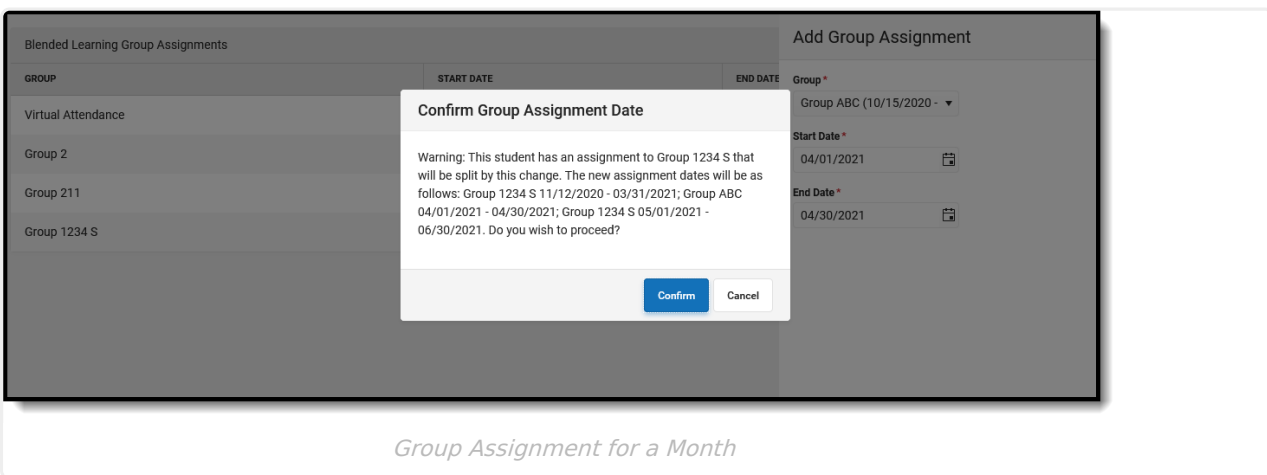
## Group Assignment Example

A student can be assigned to a group for a short period of time - a week, a month, etc. - and at the end of that period of time, return to their original group assignment.

The student is currently assigned to Group 1234 S from November 12 to June 30. For the month of April, the student will be assigned to Group ABC, and then return to Group 1234 S on May 1 through the end of the school year (June 30).

- The student is assigned to Group 1234 S until March 31.
- On April 1 until April 30, the student is assigned to Group ABC.
- On May 1, the student is assigned to Group 1234 S.

To add the new group, click the **Add** button, select the **Group** and enter the **Start** and **End Dates**, then click **Save**. The confirmation message lists what happens to the student's group assignments.



Upon confirming, the new groups are listed for the student:

Blended Learning Group Assignments		
GROUP	START DATE	END DATE
Virtual Attendance	07/01/2020	10/07/2020
Group 2	10/08/2020	10/12/2020
Group 211	10/13/2020	11/11/2020
Group 1234 S	11/12/2020	03/31/2021
Group ABC	04/01/2021	04/30/2021
Group 1234 S	05/01/2021	06/30/2021

*New Temporary Group Assignment*

At this point, the situation that caused the student to be temporarily assigned to a different group has resolved itself. These newly added groups can now be overwritten.

Click the original Group 1234 S entry from the list of groups. An **Edit Group** panel opens. Change the **End Date** to June 30, which was the original end date of this student's assignment in the group, and click **Save**.

Blended Learning Group Assignments			Edit Group 1234 S Assignment	
GROUP	START DATE	END DATE	Start Date *	End Date *
Virtual Attendance	07/01/2020	10/07/2020	11/12/2020	
Group 2	10/08/2020	10/12/2020		
Group 211	10/13/2020	11/11/2020		
Group 1234 S	11/12/2020	03/31/2021		06/30/2021
Group ABC	04/01/2021	04/30/2021		
Group 1234 S	05/01/2021	06/30/2021		

*Overwrite and Delete Groups Assignments*

The Confirmation message displays with these changes. Click **Confirm** to delete these groups or **Cancel** to not make any changes.

Blended Learning Group Assignments			Edit Group 1234 S Assignment	
GROUP	START DATE	END DATE	Start Date *	End Date *
Virtual Attendance	07/01/2020	10/07/2020	11/12/2020	
Group 2	10/08/2020	10/12/2020		
Group 211	10/13/2020	11/11/2020		
Group 1234 S	11/12/2020	03/31/2021		06/30/2021
Group ABC	04/01/2021	04/30/2021		
Group 1234 S	05/01/2021	06/30/2021		

**Confirm Group Assignment Date**

Warning: The following group assignment(s) will be deleted:  
Group ABC, Group 1234 S. Do you wish to proceed?

*Overwrite Confirmation*

Upon confirming these changes, the Group ABC from April 1 to 30 and Group 1234 S from May 1 to June 30 are removed.

Blended Learning Group Assignments		
GROUP	START DATE	END DATE
Virtual Attendance	07/01/2020	10/07/2020
Group 2	10/08/2020	10/12/2020
Group 211	10/13/2020	11/11/2020
Group 1234 S	11/12/2020	06/30/2021

Group Assignment List

# Print Blended Learning Group Assignments

Click the **Print** button to display a report of the student's Blended Learning Group Assignments.

The screenshot shows the 'Blended Learning Group Assignments' page for a student. A red box highlights the 'Print' button at the bottom left. A red arrow points from the 'Print' button to a large white box that displays the following report content:

**Blended Learning Group Assignments for: Student, Abigail M. (2021)**

Virtual Attendance: 07/01/2020 - 10/07/2020  
 Group 1: 10/08/2020 - 10/12/2020  
 Group 211: 10/13/2020 - 11/11/2020  
 Group 1234 S: 11/12/2020 - 06/30/2021

Print Blended Learning Group Assignments