


Educator Qualifications - BIE Consolidated Report Card

Last Modified on 03/13/2024 7:32 am CDT

Tool Search: Consolidated Report Card

[Logic](#) | [Field Descriptions](#) | [Other Sections](#)

The Educator Qualifications section of the BIE Consolidated Report Card reports overall staffing totals for Teachers, Principals, Other School Leaders, and Paraprofessionals working in BIE schools. This section uses data collected from the [District Assignment](#) and [Credentials](#) records in Census.



US Department of the Interior
Bureau of Indian Education

Campus High School 2020-2021 Report Card


About This School

School Improvement Designation

School Type
Tribally Controlled

School Accountability
[Documentation Link](#)

Enrollment




421

Number of students enrolled during the School Year

[View Details >](#)

Attendance




92.74%

The percentage of a school or group's overall student population that are present in school on any given day or period

[View Details >](#)

Graduation Rates




82.13%

The four-year graduation rate represents who received a regular diploma in four years or less, from the time in which they entered ninth grade

[View Details >](#)

English Language Arts




53.48%

The percent of students at each achievement level and the percentage of students who participated in the Bureau-wide annual assessment

[View Details >](#)

Mathematics




62.54%

The percent of students at each achievement level and the percentage of students who participated in the Bureau-wide annual assessment

[View Details >](#)

Science




45.29%

The percent of students at each achievement level and the percentage of students who participated in the Bureau-wide annual assessment

[View Details >](#)

English Learners




5.65%

The percentage of English learners who meet English language proficiency and students meeting individual progress targets

[View Details >](#)

Educator Qualifications




64

Number of staff members

[View Details >](#)

Per Pupil Expenditure



No data available

Logic

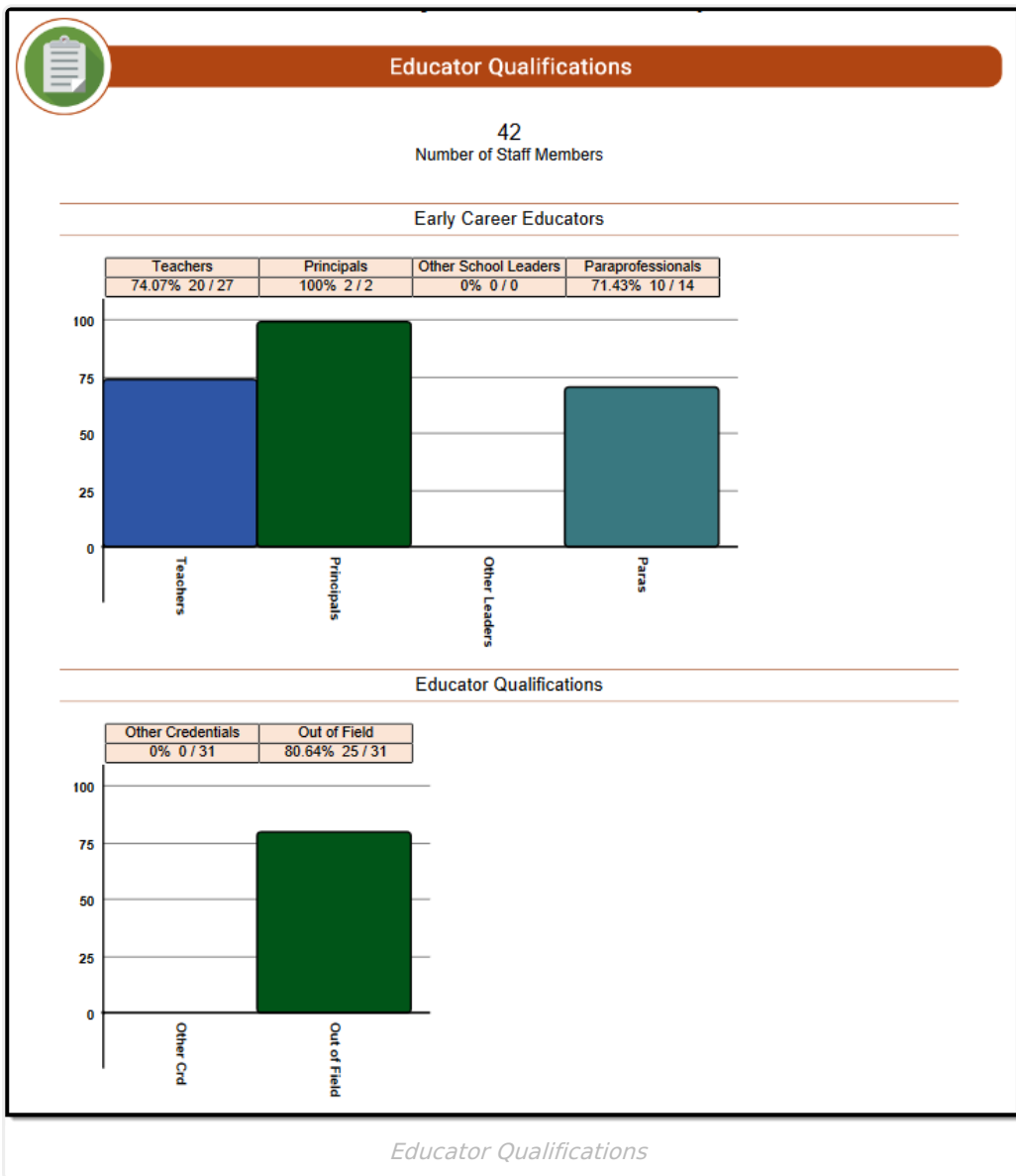
Copyright © 2010-2024 Infinite Campus. All rights reserved.

The following logic is used for the Educator Qualifications section of the BIE Consolidated Report Card.

[Click here to expand...](#)

Field Descriptions

An overall staff count displays at the top the section. This count is broken down by BIE Title and further calculated to reflect the overall percentage of Early Career Educators in a school or across the BIE.



| Field Name | Description | Location |
|------------------------|--|----------|
| Early Educators | Identified as educators with four or less years of experience. If the 'Experienced Educator' box is checked in the educator's District Assignment record, they will not be included in totals. | |

| Field Name | Description | Location |
|--------------------------------|---|--|
| Teachers | Includes teachers with a BIE Title of 029:Teacher, whose combined District Assignment records across any BIE school totals four years or less. | <i>Census > People > District Assignment</i> |
| Principals | Includes educators with a BIE Title of 024:School Administrator or 030:Principal, whose combined District Assignment records across any BIE school totals four years or less. | <i>Census > People > District Assignment</i> |
| Other School Leaders | Includes educators with a BIE Title of 009:LEA Administrator, 031:Assistance Principal, or 032:CEO/Superintendent whose combined District Assignment records across any BIE school totals four years or less. | <i>Census > People > District Assignment</i> |
| Paraprofessionals | Includes teachers with a BIE Title of 016:Paraprofessional/Instructional Aide, whose combined District Assignment records across any BIE school totals four years or less. | <i>Census > People > District Assignment</i> |
| Educator Qualifications | | |
| Other Credentials | Includes educators whose License/Certification Type is TMP, EMG or PRO AND they are a primary or secondary teacher of one or more courses WHERE the BIE Subject Area for the course matches the BIE Subject Area in their credential. | <i>Census > People > Credentials</i> <i>Census > People > Courses</i> |
| Out of Field | Includes educators who teach at least one course as a Primary or Secondary Teacher WHERE the BIE Subject Area field in their credentials does not match the BIE Subject Area field on the Course tab in Staff History. | <i>Census > People > Credentials</i> <i>Census > People > Courses</i> |

Other Sections

The BIE Consolidated Report Card includes the following additional sections:

- [Summary](#)
 - [Enrollment](#)
 - [Attendance](#)
 - [Graduation Rates](#)
 - [English Language Arts, Mathematics, Science\)](#)
 - [English Learners](#)
-