

Add the Instruction Mode for a Student

You can add an Instruction Mode record for a student via the MA Instruction Mode tool.

Student, Lucas C
SPED
Medical

Grade: 10 #111111 DOB: 12/21/2003 Gender: M

MA Instruction Mode

New

Save

Delete

Print

Instruction Mode Summary

Start Date	End Date	Instruction Mode

Instruction Mode Detail

*Start Date

09/18/2020

End Date

*Instruction Mode

02: Hybrid

District Defined Elements

Text

Checkbox

To create an Instruction Mode record:

1. Navigate to Student Information > Program Participation > State Programs > MA Instruction Mode
2. Click **New**.
3. Enter the **Start Date** and **Instruction Mode**.
4. Click **Save**

A new Instruction Mode record now exists for the student within Infinite Campus.

Student, Lucas C
SPED
Medical

Grade: 10 #111111 DOB: 12/21/2003 Gender: M

MA Instruction Mode

New

Print

Instruction Mode Summary

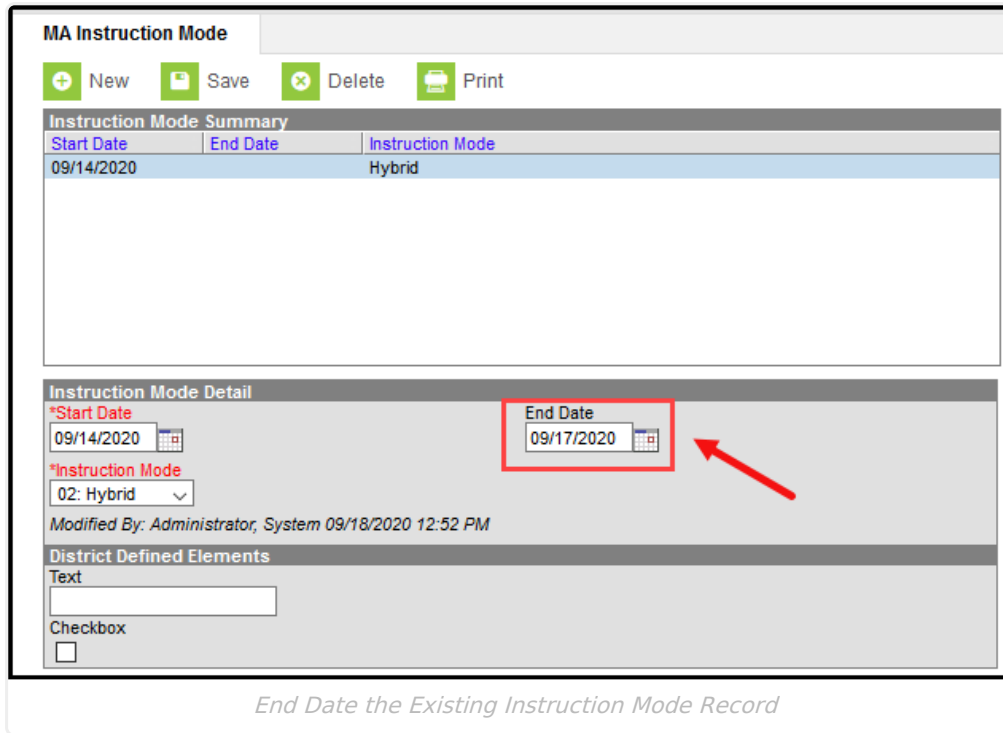
Start Date	End Date	Instruction Mode
09/18/2020		Hybrid

Adjust the Instruction Mode for an

Individual Student

To adjust the Instruction Mode record for an individual student via the MA Instruction Mode tool, you should first end date the current record and then create a new Instruction Mode record.

Step 1. End Date the Existing Instruction Mode Record



MA Instruction Mode

+ New Save Delete Print

Instruction Mode Summary		
Start Date	End Date	Instruction Mode
09/14/2020		Hybrid

Instruction Mode Detail

*Start Date: 09/14/2020

*End Date: 09/17/2020

*Instruction Mode: 02: Hybrid

Modified By: Administrator, System 09/18/2020 12:52 PM

District Defined Elements

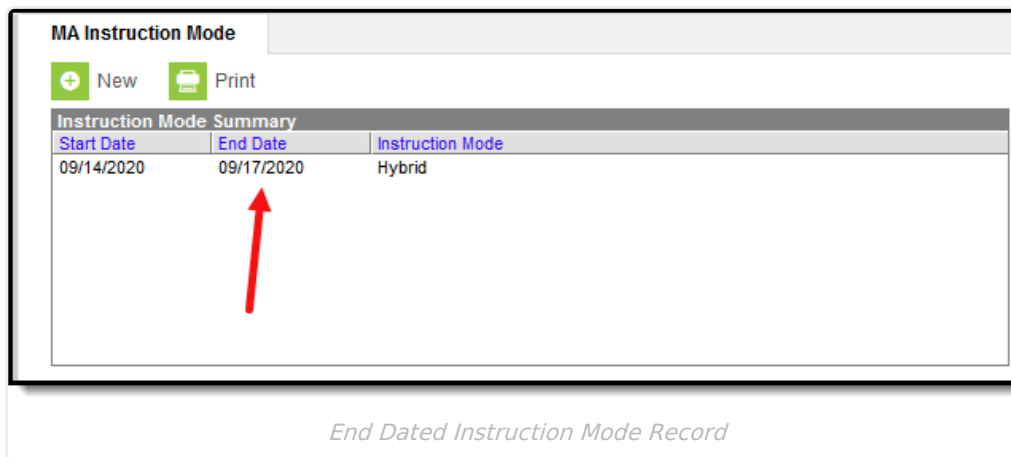
Text:

Checkbox: ☐

End Date the Existing Instruction Mode Record

The first step is to End Date the existing Instruction Mode record:

1. Navigate to Student Information > Program Participation > State Programs > MA Instruction Mode
2. Select the existing Instruction Mode record.
3. Enter an **End Date**.
4. Click **Save**



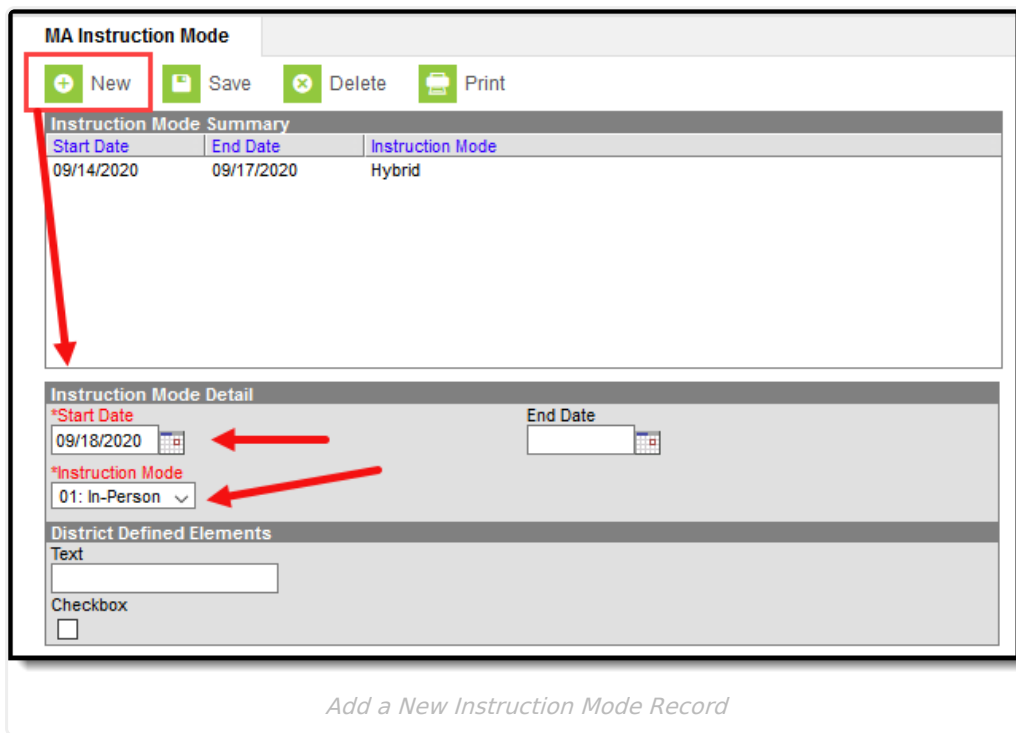
MA Instruction Mode

+ New Print

Instruction Mode Summary		
Start Date	End Date	Instruction Mode
09/14/2020	09/17/2020	Hybrid

End Dated Instruction Mode Record

Step 2. Add a New Instruction Mode Record



MA Instruction Mode

+ New **Save** **Delete** **Print**

Instruction Mode Summary		
Start Date	End Date	Instruction Mode
09/14/2020	09/17/2020	Hybrid

Instruction Mode Detail

*Start Date: 09/18/2020 **End Date**

*Instruction Mode: 01: In-Person

District Defined Elements

Text

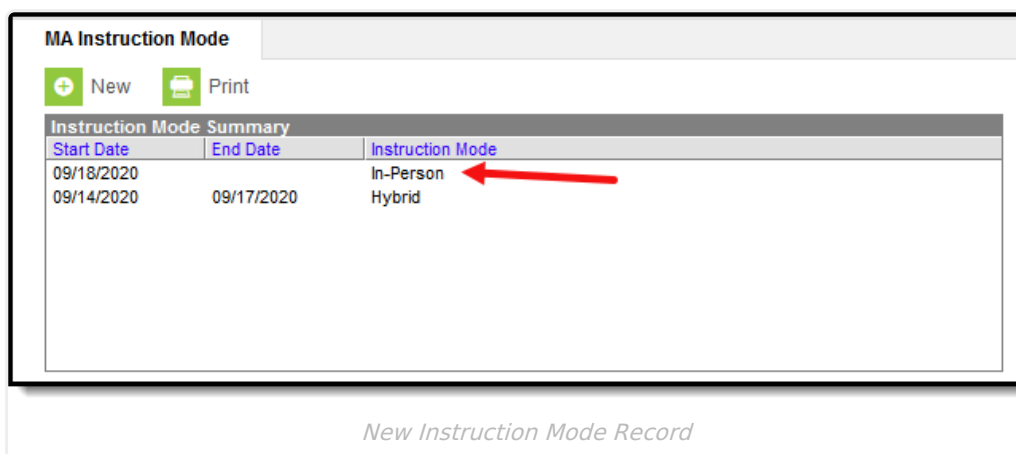
Checkbox

Add a New Instruction Mode Record

Now that the old record is End Dated, you should now add a new Instruction Mode record:

1. Click **New**.
2. Enter the **Start Date** and **Instruction Mode**.
3. Click **Save**

A new Instruction Mode record now exists for the student within Infinite Campus.



MA Instruction Mode

+ New **Print**

Instruction Mode Summary		
Start Date	End Date	Instruction Mode
09/18/2020		In-Person
09/14/2020	09/17/2020	Hybrid

New Instruction Mode Record

Add or Adjust the Instruction Mode En Masse

You can use the Federal/State Program Updater to run an Ad hoc filter that allows you add or adjust the Instruction Mode for students en masse.

See the [Assign and Adjust the Instruction Mode for Students in Blended Learning Groups](#) article for detailed information about this process.
