

Instruction Mode

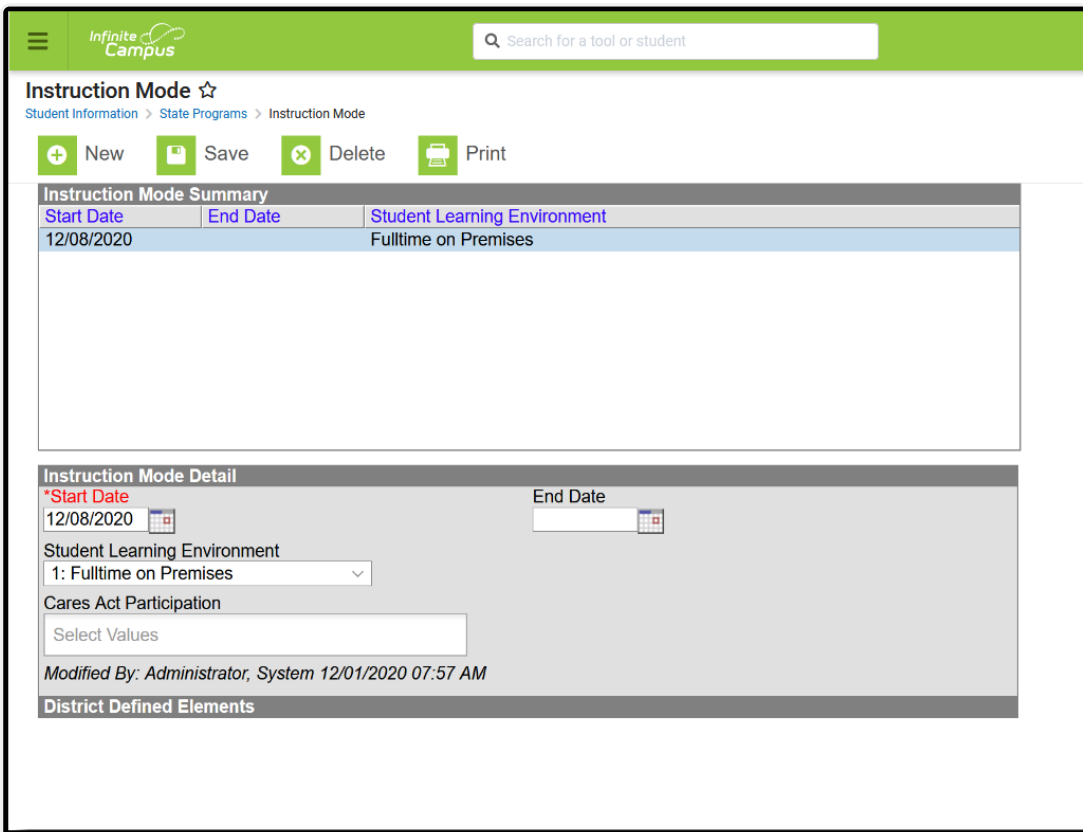
Last Modified on 10/21/2024 8:21 am CDT

[Tool Rights](#) | [Instruction Mode Information in Ad hoc Query Wizard](#) | [Add an Instruction Mode Record](#) | [Print Instruction Mode Records](#)

Tool Search: Instruction Mode

The Instruction Mode tool allows districts to record the learning environment for the student and to track how assignments are being used based on the CARES Act Participation field.

Fields vary by state. Please see your state's [State Tools](#) articles for more information on Instruction Mode procedures in your state.



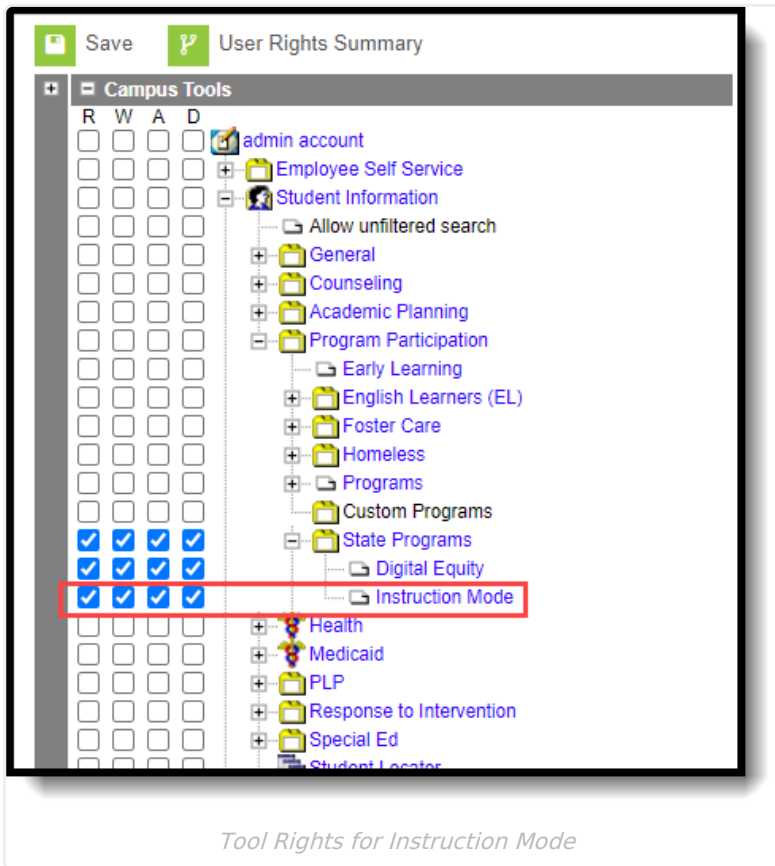
Instruction Mode Editor

Tool Rights

Full rights to Instruction Mode require the following:

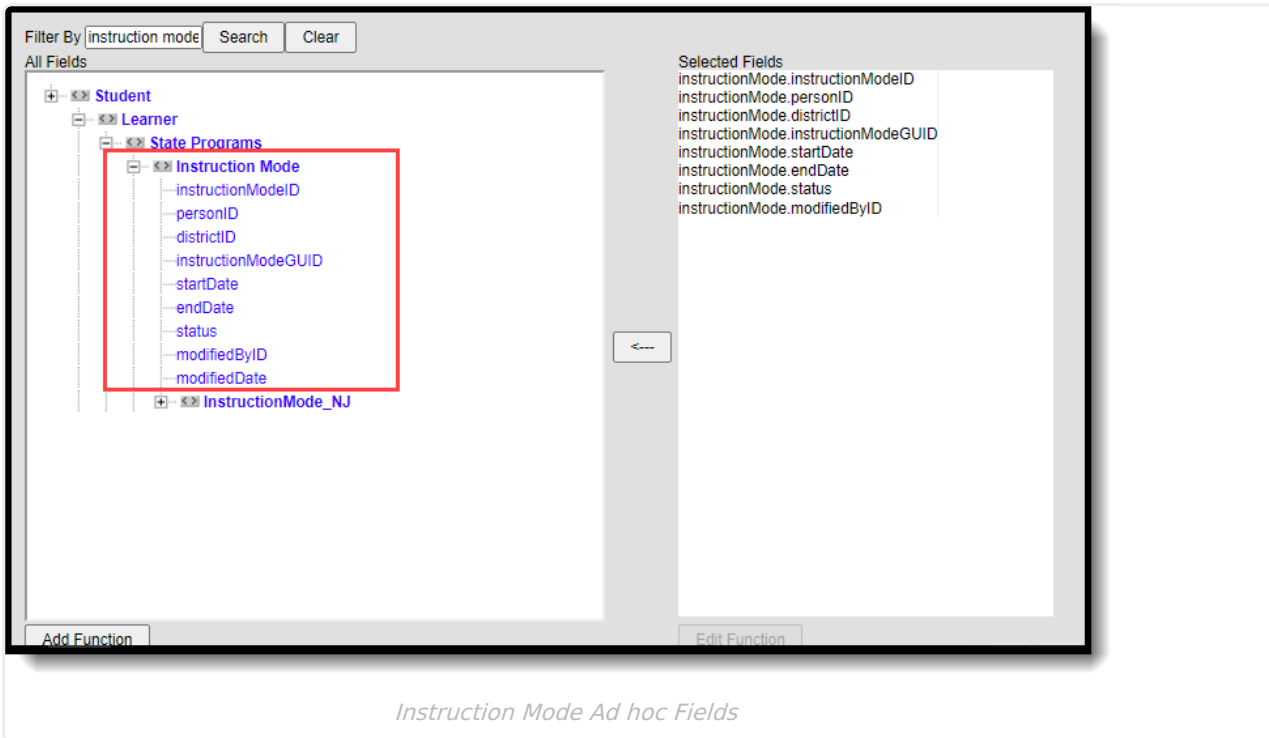
- **R**(ead) tool rights to view records
- **W**(rite) tool rights to update existing records

- **A**(dd) tool rights to create new records
- **D**(elete) tool rights to remove a record



Instruction Mode Information in Ad hoc Query Wizard

Instruction Mode information is available in the Query Wizard for Student Data Type filters in the **Student > Learning > State Program > Instruction Mode** folder.



Add an Instruction Mode Record

1. Click the **New** button. An Instruction Mode Detail editor displays.
2. Enter the applicable information for the student.
3. Click the **Save** icon when finished. The saved record displays in the Digital Equity summary.

Use the [Federal/State Program Updater](#) to import existing Instruction Mode records for students or to update records for multiple students.

Print Instruction Mode Records

Click the **Print** button to generate a report of Instruction Mode records for the student.

20-21 High School <small>Generated on 11/23/2020 11:23:34 AM Page 1 of 1</small>	Instruction Mode Summary <small>Grade: 11 State ID: 5104561565</small>
--	--

<u>Start Date</u>	<u>End Date</u>	<u>Instruction Mode</u>
11/23/2020		Fulltime on Premises
11/02/2020	11/20/2020	Hybrid

Print Summary for Instruction Mode