

English Learners (EL) (Hawaii)

Last Modified on 10/24/2024 9:57 am CDT

Tool Search: English Learners (EL)

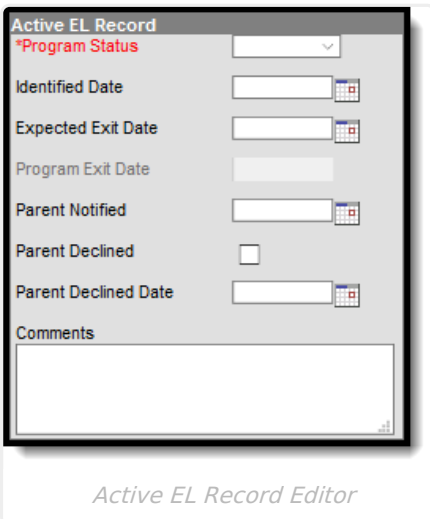
The English Learners (EL) tool allows schools and districts to manage student EL programs, assessments, services, and accommodations. The tool provides a central location for managing EL information, such as the date the student was identified as EL, when the student entered/exited an EL program, when the student is expected to leave an EL program, and First Year/Second Year Monitoring data. For students who exited and/or re-entered an EL program, a historical record is kept and displayed on the tab, which can be viewed in both State and District Editions of Infinite Campus.

Some EL fields are specific to your state. All other fields in the EL tool do not require unique, state-specific data. However, many of these fields are required, and data entry is necessary. See the [English Learners \(EL\)](#) article for more information on these fields.

EL Tool

The EL tool allows schools and districts to manage student English Learners (EL) programs. The EL tool was designed to provide a single area for managing EL information and pulling data for state and federal reports. Fields that are specific to Hawaii are described below. Please see the [EL](#) article for all other inquiries.

Users cannot enter an Identified Date when Not EL or Pending is selected as the Program Status.



The screenshot shows the 'Active EL Record Editor' form. It includes the following fields:

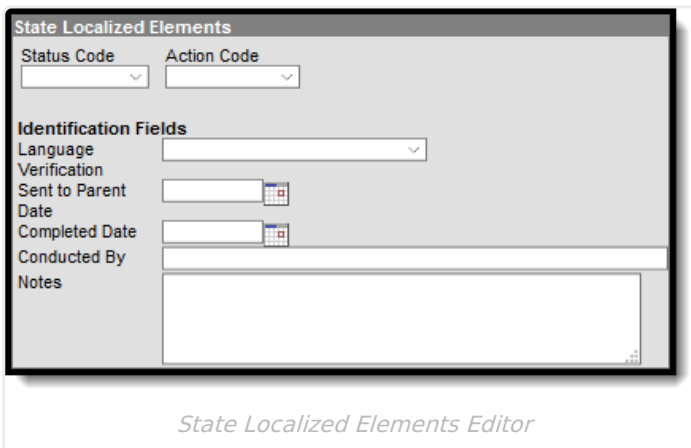
- *Program Status**: A dropdown menu.
- Identified Date**: A date input field with a calendar icon.
- Expected Exit Date**: A date input field with a calendar icon.
- Program Exit Date**: A date input field.
- Parent Notified**: A date input field with a calendar icon.
- Parent Declined**: A checkbox.
- Parent Declined Date**: A date input field with a calendar icon.
- Comments**: A large text area for notes.

Active EL Record Editor

State Localized Elements

The fields in this section are specific to the state of Hawaii. Please see below for further

information on these fields.



Status Code

Use the Status Code field to select the student's current status in the EL Program. The Hawaii Department of Education maintains the selections for this field.

▶ [Click here to expand...](#)

Database Location:

Lep.programType

Ad Hoc Inquiries:

Student > Learner > EL > EL > programType

Action Code

This field describes the current action for the EL student: Exited, Parent Refused, or Current EL. The Hawaii Department of Education maintains the selections for this field.

▶ [Click here to expand...](#)

Database Location:

Lep.actionCode

Ad Hoc Inquiries:

Student > Learner > EL > EL > actionCode

Language Verification

The process used to ensure language information is correct to address language discrepancies.

▶ [Click here to expand...](#)

Database Location:

Lep.languageVerification

Ad Hoc Inquiries:

Student > Learner > EL > EL > languageVerification

Sent to Parent Date

Pending further information from the Hawaii Department of Education.

▶ [Click here to expand...](#)

Database Location:

Lep.sentDate

Ad Hoc Inquiries:

Student > Learner > EL > EL > sentDate

Completed Date

Pending further information from the Hawaii Department of Education.

▶ [Click here to expand...](#)

Database Location:

Lep.completeDate

Ad Hoc Inquiries:

Student > Learner > EL > EL > completeDate

Conducted By

Pending further information from the Hawaii Department of Education.

▶ [Click here to expand...](#)

Database Location:

Lep.conductedBy

Ad Hoc Inquiries:

Student > Learner > EL > EL > conductedBy

Notes

▶ [Click here to expand...](#)

Database Location:

Lep.notes

Ad Hoc Inquiries:

Student > Learner > EL > EL > notes

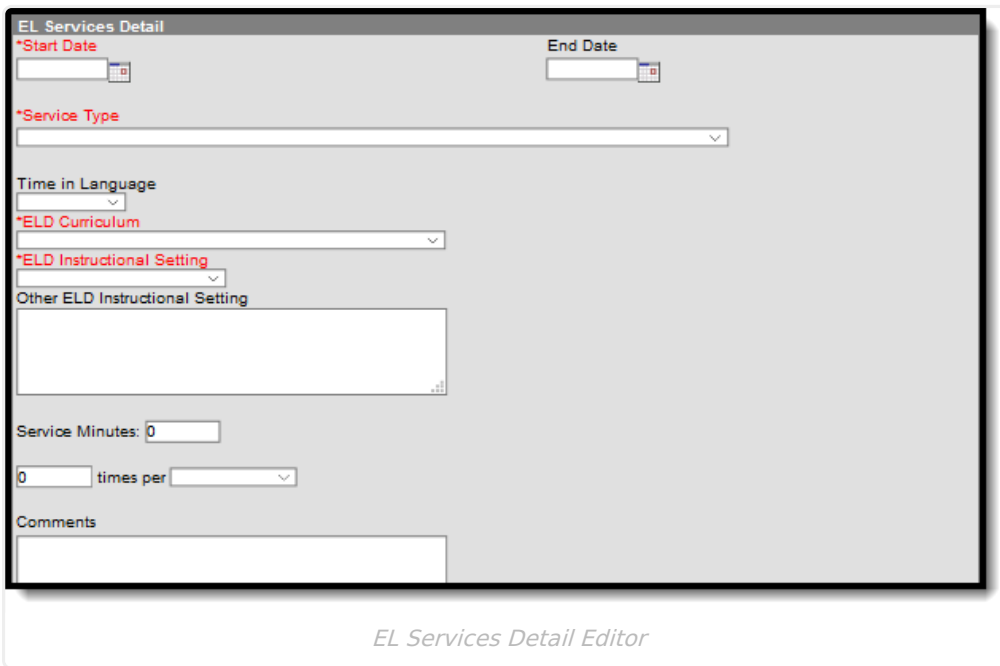
EL Services

Tool Search: EL Services

The EL Services tool allows users to add, edit, delete, and view existing EL Services. Please see the [EL Services](#) article for more information. Fields that are specific to Hawaii are described below.

EL Services Detail

Users can enter specific service details in the EL Services Detail editor.



The screenshot shows the 'EL Services Detail' editor interface. It includes the following fields and controls:

- *Start Date**: A date selection field.
- End Date**: A date selection field.
- *Service Type**: A dropdown menu.
- Time in Language**: A dropdown menu.
- *ELD Curriculum**: A dropdown menu.
- *ELD Instructional Setting**: A dropdown menu.
- Other ELD Instructional Setting**: A text input field.
- Service Minutes**: A text input field with the value '0'.
- 0**: A text input field.
- times per**: A dropdown menu.
- Comments**: A text input field.

The form is titled 'EL Services Detail' and is labeled 'EL Services Detail Editor' at the bottom.

Service Type

Use this drop list to indicate the service the student receives. The Hawaii Department of Education maintains the selections for this field.

▶ [Click here to expand...](#)

Database Location:

LepService.llepServiceTypeID

Ad Hoc Inquiries:

Student > Learner > EL > ELService > codeName

Notes:

For *Service Types*: **1: English Language Development Program** and **2: Bilingual Program**, users **MUST** enter the specific program in which the student participates.

Time in Language

The percentage of time the student participated in a One or Two-Way Dual Language program.

▶ [Click here to expand...](#)

Database Location:

LepService.languageTime

Ad Hoc Inquiries:

Student > Learner > EL > ELService > languageTime

Notes:

If **O: Other** is selected, users must enter the appropriate information in the **Time in Language Other** field.

ELD Curriculum

The Hawaii Department of Education maintains the selections for this field.

▶ [Click here to expand...](#)

Database Location:

LepService.langInstructProgram

Ad Hoc Inquiries:

Student > Learner > EL > ELService > langInstructProgram

ELD Instructional Setting

English Language Development (ELD) represents the social, instructional, and academic language students use to engage with peers, educators, and the school curriculum. Classroom teachers

should use these for planning and implementing language instruction and assessment. ELD instruction is specifically designed to help ELs learn and acquire “foundational” English to a level of proficiency to help students be successful in mainstream English classrooms.

▶ [Click here to expand...](#)

Code	Description	Definition
1	Self Contained	Typically an ESL class with only EL Program students; all subject matter taught to EL Program students by their ESL classroom teacher and no pull-out ESL instruction is used.
2	Inclusionary Support	Pending further information from the Hawaii Department of Education.
3	Pull-Out	When students are withdrawn from their regular classrooms for one or more periods a week for special classes of ESL instruction in small groups.
4	Other	When Other is selected, users MUST enter descriptive comments in the Other EDL Instructional Setting field.

Database Location:

LepService.location

Ad Hoc Inquiries:

Student > Learner > EL > ELService > location

Other ELD Instructional Setting

If the ELD Instructional Setting is 4: Other, users must describe the ELD Instructional Setting assigned to the student in this field.

▶ [Click here to expand...](#)

Database Location:

LepService.otherSetting

Ad Hoc Inquiries:

Student > Learner > EL > ELService > otherSetting

Service Minutes

In the Service Minutes fields, users must enter the number of minutes the student receives these services. Users must then break down the frequency at which these services are administered to the student in the **times per** field.

▶ [Click here to expand...](#)

Database Location:

LepService.serviceMinutes

Ad Hoc Inquiries:

Student > Learner > EL > ELService > serviceMinutes

Comments

Use this field to enter any additional comments.

▶ [Click here to expand...](#)

Database Location:

LepService.comment

Ad Hoc Inquiries:

Student > Learner > EL > ELService > comment
