

Digital Equity

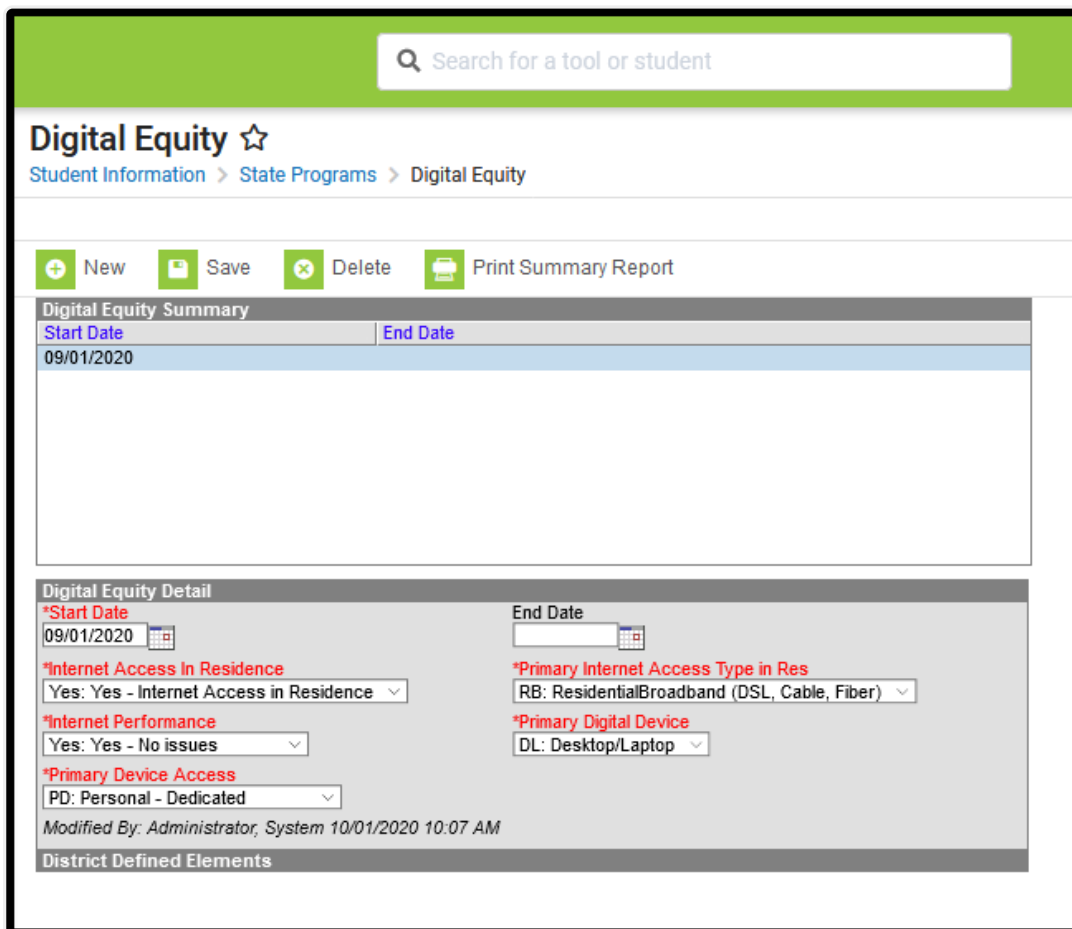
Last Modified on 09/05/2025 2:06 pm CDT

[Tool Rights for Digital Equity](#) | [Digital Equity Information in Ad hoc Query Wizard](#) | [Digital Equity Field Descriptions](#) | [Add a Digital Equity Record](#) | [Print a Summary Report of Digital Equity Records](#) | [State-Specific Information Links](#)

Tool Search: Digital Equity

The Digital Equity tool allows schools to track digital devices and internet availability for students. More than one record can be added, but records cannot overlap.

Fields vary by state. Please see your state's [State Tools](#) articles for more information on Digital Equity procedures in your state.



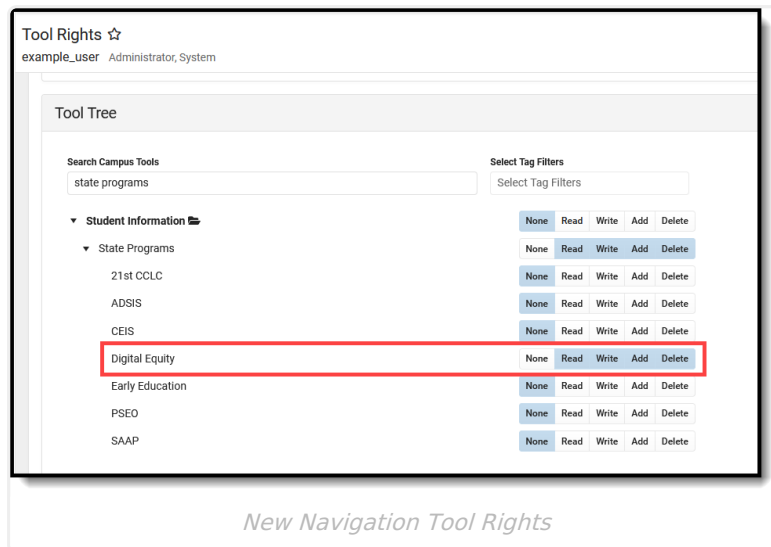
The screenshot displays the 'Digital Equity' tool interface. At the top, there is a search bar labeled 'Search for a tool or student'. Below this, the title 'Digital Equity' is followed by a star icon and a breadcrumb trail: 'Student Information > State Programs > Digital Equity'. A toolbar contains four buttons: 'New', 'Save', 'Delete', and 'Print Summary Report'. The main content area is divided into two sections. The first section, 'Digital Equity Summary', shows a table with columns 'Start Date' and 'End Date'. The 'Start Date' column contains the value '09/01/2020'. The second section, 'Digital Equity Detail', contains several fields: '*Start Date' (09/01/2020), 'End Date' (empty), '*Internet Access In Residence' (Yes: Yes - Internet Access in Residence), '*Internet Performance' (Yes: Yes - No issues), '*Primary Device Access' (PD: Personal - Dedicated), '*Primary Internet Access Type in Res' (RB: ResidentialBroadband (DSL, Cable, Fiber)), and '*Primary Digital Device' (DL: Desktop/Laptop). At the bottom of the detail section, it says 'Modified By: Administrator, System 10/01/2020 10:07 AM' and 'District Defined Elements'.

Example Digital Equity Record

Use the [Federal/State Program Updater](#) tool to import Digital Equity information to this tool.

Tool Rights for Digital Equity

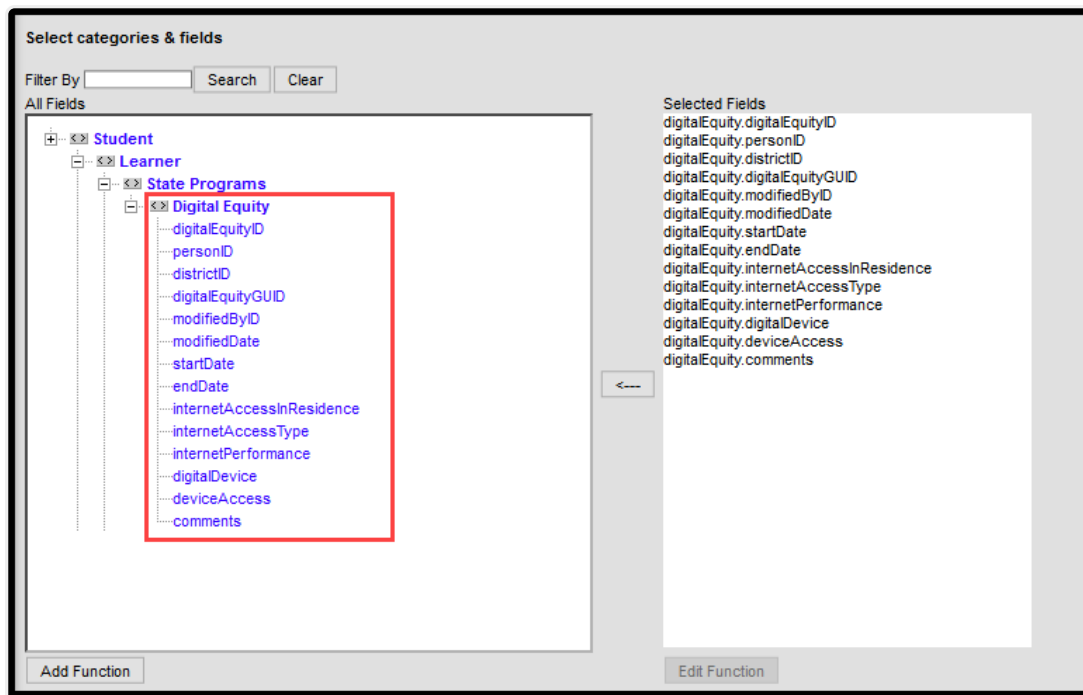
For full access to Digital Equity, users need **RWAD** rights to Student Information > State Programs > **Digital Equity**.



Digital Equity Information in Ad hoc Query Wizard

Digital Equity Information is available in the Query Wizard for Student Data Type filters in the **Student > Learner > State Programs > Digital Equity** folder.

Fields available on the Digital Equity Detail editor are noted in the [Digital Equity Field Descriptions](#) section below.



Digital Equity Ad hoc Fields

Digital Equity Field Descriptions

The fields listed here may not be the fields available in your state.

| Field | Description | Ad hoc Field Name |
|--|---|---|
| Start Date | Reports the start date for the Digital Equity record. This is a required field. | digitalEquity.startDate |
| End Date | Reports the end date for the Digital Equity record. | digitalEquity.endDate |
| Internet Access in Residence | Indicates the student has access to the internet at the student's place of learning, usually the student's residence. | digitalEquity.internetAccessInResidence |
| Primary Internet Access Type in Residence | Indicates the internet connection type at the residence - Broadband, Dial-up, etc. | digitalEquity.internetAccessType |
| Internet Performance | Describes the quality of the internet at the residence - good, poor, excellent, etc. | digitalEquity.internetPerformance |
| Primary Digital Device | Indicates the type of device the student uses to access the internet - desktop, laptop, tablet, etc. | digitalEquity.digitalDevice |

| Field | Description | Ad hoc Field Name |
|------------------------------|---|----------------------------|
| Primary Device Access | Indicates whether the student uses their own personal device or device that is on loan to them. | digitalEquity.deviceAccess |

Add a Digital Equity Record

Fields in red with an asterisk are required.

1. Click the **New** button. A **Digital Equity Detail** editor displays.
2. Enter the applicable information for the student.
3. Click the **Save** icon when finished. The saved record displays in the Digital Equity summary.

For OLR Prime users, see the [OLR Federal Program Posting Setup](#) article for information on adding Digital Equity fields (and other Federal Program fields) to the Online Registration application. These fields automatically post to the added field.

Print a Summary Report of Digital Equity Records

A Summary Report of a student's Digital Equity records can be generated by clicking **Print Summary Report**.

| 20-21 High School | | Digital Equity Summary | |
|---|------------|---|--|
| Generated on 08/24/2020 03:02:55 PM Page 1 of 1 | | Grade: 12 State ID: 18331 | |
| Start Date | End Date | Digital Equity Detail | |
| 08/31/2020 | | Device Access for Remote Learning:Y Instr Method for Remote Learning:VI Internet Access for Remote Learning:Y | |
| 08/24/2020 | 08/28/2020 | Device Access for Remote Learning:Y Instr Method for Remote Learning:BI Internet Access for Remote Learning:Y | |

Digital Equity Print Summary

State-Specific Information Links

Fields vary by state. Follow the links to view Digital Equity information for your state.

- [Indiana](#)
- [Michigan](#)

- [Missouri](#)
 - [Nebraska](#)
 - [New Jersey](#)
 - [New York](#)
 - [Texas](#)
-