

EL Documents - Custom Module (Kentucky)

Last Modified on 12/21/2020 3:39 pm CST

[EL Documents Custom Module - State Edition Only | Accessing and Using EL Documents - District Edition](#)

This article explains how and where Kentucky Infinite Campus users should store, manage, and access custom EL documents and forms.

EL Documents Custom Module - State Edition Only

Path: *System Administration > Custom > Custom Forms*

The EL Documents module has been added to the Custom Forms tool (Image 1).

EL state forms cannot be deleted at the district level.

Currently, Infinite Campus adds a state flag to documents existing in all Kentucky districts. State-flagged and inserted forms will sync locked and completed forms to the State Edition.

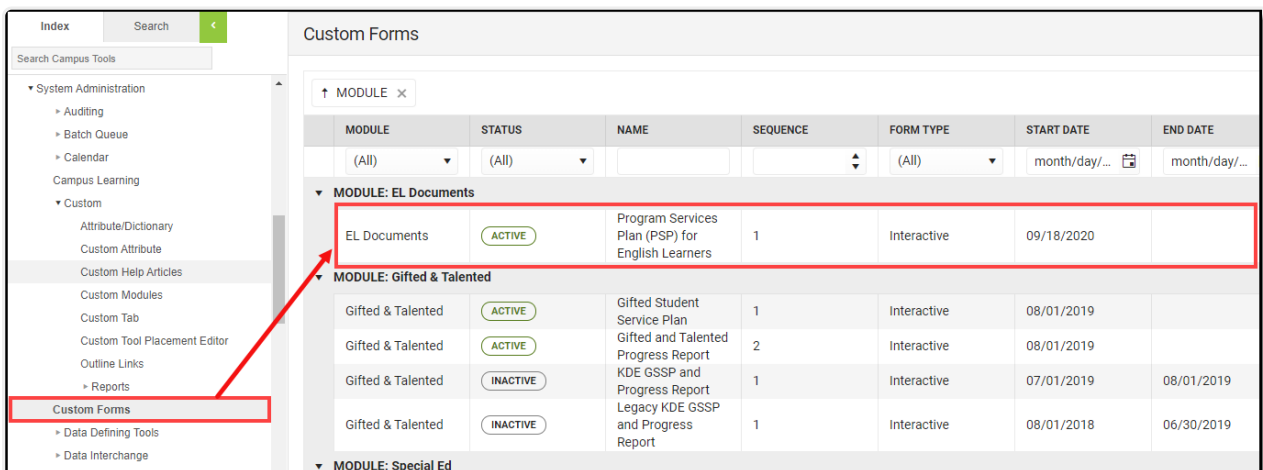


Image 1: EL Documents Module in Custom Forms

For a complete walkthrough of how to use the Custom Forms tool, see the [Custom Forms](#) article.

Accessing and Using EL Documents - District Edition

Path: *Student Information > General > Forms*

Districts can align district EL Forms under this new module and once EL documents have been added users can access these forms in the Forms tool.

For example in the image below (Image 2), the user is able to access the Program Services Plan (PSP) for English Learners form.

For more information about filling out forms, see the [Forms](#) article.

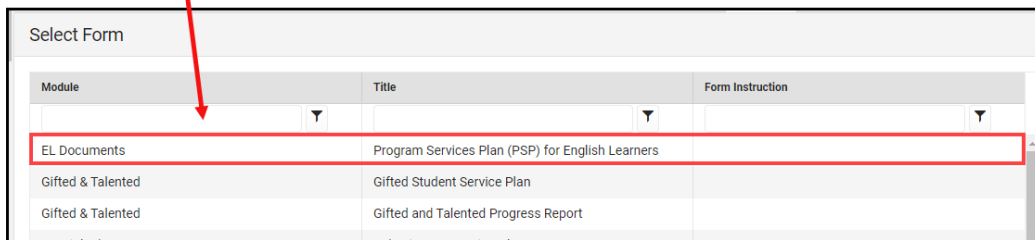
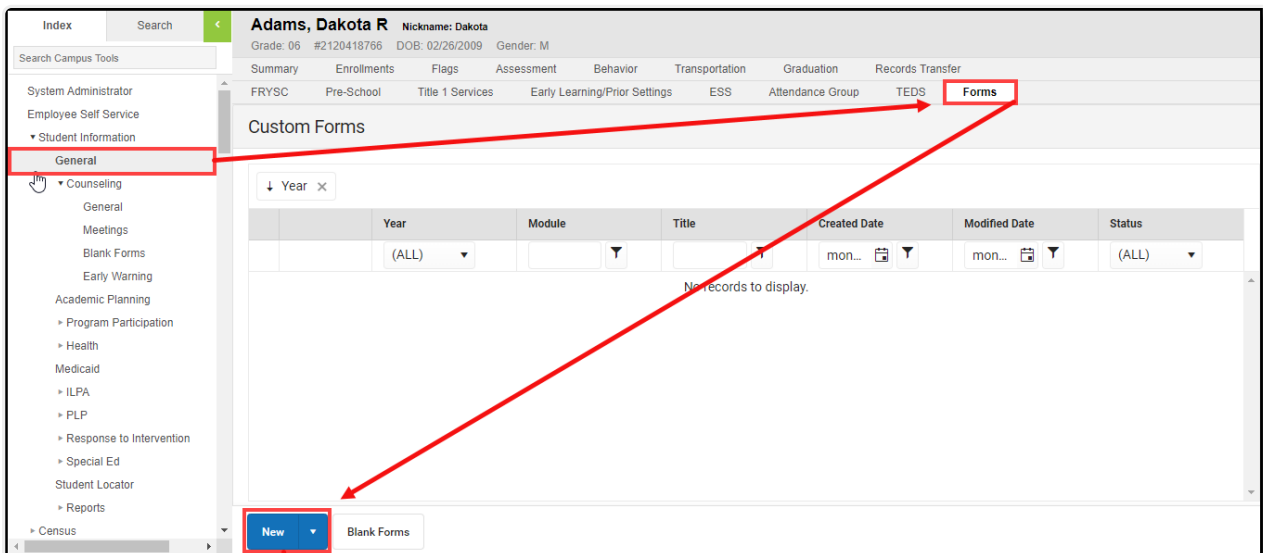


Image 2: Accessing an EL Form

Once selected, the user can begin filling out the form (Image 3).

Custom Form - Program Services Plan (PSP) for English Learners

Instructions

**Program Services Plan (PSP) for English Learners
ESEA Section 1112(e)(3) and 703 KAR 5:070**

Bardstown Independent		Middle School	
Student Last Name Student	Student First Name Jamie	Student Middle Name Sarah	
Student ID 123456789	Date Entered US School		

Image 3: Filling out a Form