


Dyslexia (Kansas)

Last Modified on 07/24/2025 2:47 pm CDT

Tool Search: Dyslexia


The Dyslexia tool records student Dyslexia information as well as district-defined fields. The list of dyslexia records is sorted by Start Date.

A Dyslexia record does NOT indicate the student is dyslexic. Students with Dyslexia records may be Dyslexic, At Risk, or Not Screened.




Dyslexia ☆

[Student Information](#) > [State Programs](#) > [Dyslexia](#)



Student, Evelyn A

Student #: 12345 DOB: 12/29/2006

 MHS Grad Plan

Related Tools ^

New Save Delete Print Summary Report

Dyslexia Summary

Row	Start Date	End Date	Dyslexia Indicator	Record Creation Date
1	09/09/2023		01	07/14/2025

Dyslexia Detail

Start Date

09/09/2023

End Date

Dyslexia Indicator

01: Identified as a student with Dyslexia

Dyslexia Screener

04: FASTBridge

Dyslexia Subtest

01: Phoneme Segmentation Fluency

Dyslexia Performance Level

11: Accuracy Below Benchmark - Rate below benchmark

Modified By: Administrator, System 07/14/2025 03:04 PM

District Defined Elements

Dyslexia Program

Dyslexia Fields

This data is reported in the [KIDS EOYA Extract](#).

Field	Description	Location
-------	-------------	----------

Field	Description	Location
Start Date	<p>Use the Start Date to indicate the effective date for the student's dyslexia record. This is a required field.</p> <p>Dyslexia record dates may not overlap with one another.</p>	<p>Database Location: Dyslexia.startDate</p> <p>Ad Hoc Inquiries: Student > Learner > State Programs > Dyslexia > dyslexia.startDate</p>
End Date	<p>The End Date indicates the date on which the student's dyslexia record is no longer active.</p> <p>Dyslexia record dates may not overlap with one another.</p>	<p>Database Location: Dyslexia.endDate</p> <p>Ad Hoc Inquiries: Student > Learner > State Programs > Dyslexia > dyslexia.endDate</p>
Dyslexia Indicator	<p>Indicates whether the student has been identified as a student with dyslexia.</p> <ul style="list-style-type: none"> • 00: Not identified as a student with Dyslexia • 01: Identified as a student with Dyslexia 	<p>Database Location: Dyslexia.programStatus</p> <p>Ad Hoc Inquiries: Student > Learner > State Programs > Dyslexia > dyslexia.programStatus</p>
Dyslexia Screener	<p>Indicates whether the student is At Risk of dyslexia or related disorders</p>	<p>Database Location: Dyslexia.screening</p> <p>Ad Hoc Inquiries: Student > Learner > State Programs > Dyslexia > dyslexia.screening</p>
Dyslexia Subtext	<p>The Dyslexia Subtest indicates whether the student is receiving services for Dyslexia.</p>	<p>Database Location: Dyslexia.services</p> <p>Ad Hoc Inquiries: Student > Learner > State Programs > Dyslexia > dyslexia.services</p>

Field	Description	Location
Dyslexia Performance Level	This field indicates whether the student has been determined to have dyslexia.	Database Location: Dyslexia.indicator Ad Hoc Inquiries: Student > Learner > State Programs > Dyslexia > dyslexia.indicator