

OLR Dashboard

Last Modified on 03/18/2024 1:13 pm CDT

[Dashboard Selection](#) | [Existing Student Applications](#) | [Existing Statuses](#)

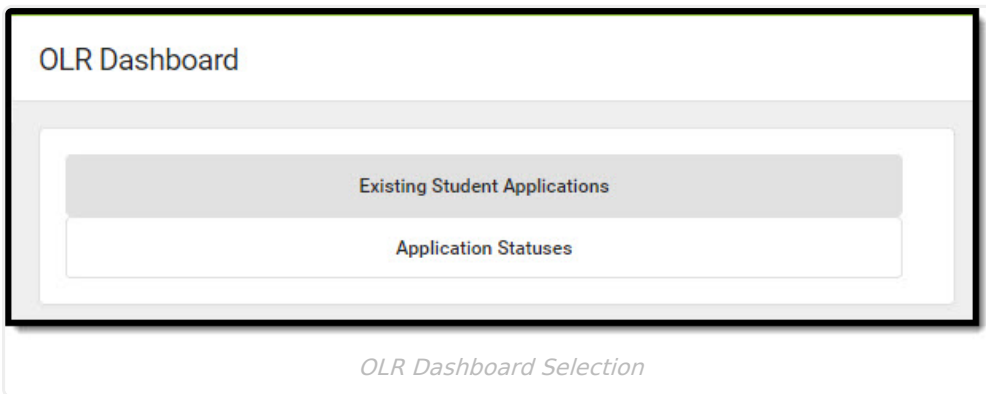
This documentation applies to both versions of Online Registration.

Tool Search: OLR Dashboard

The OLR Dashboard provides a place where users can see the status of applications for a selected school year, by school name, total students, and number of applications submitted and not submitted (started, not completed).

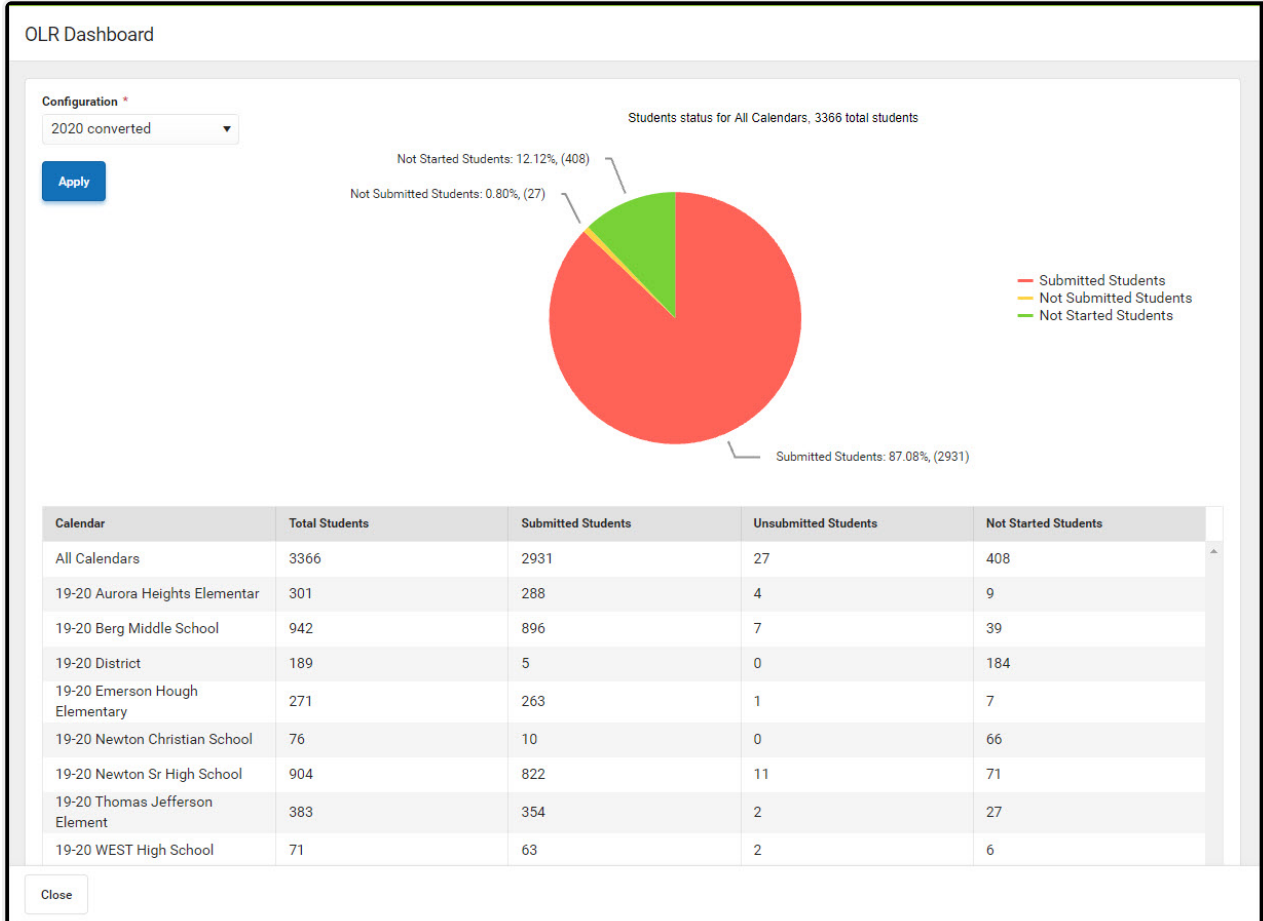
Dashboard Selection

This information can be viewed by **Existing Student Applications** and **Application Status** by selecting either option on the dashboard main screen.



Existing Student Applications

Select the **Configuration** from the dropdown list at the top of the page and click the **Apply** button. The pie graph and the Online Registration Applications table refresh with the appropriate data for the selected school year. Existing application totals are displayed by calendar.



OLR Dashboard - Existing Student Applications

Details of the applications are not viewable from here, just which students may have submitted or started an application. Viewing and processing the submitted applications is done in the [Staff Processing](#) tool.

Existing Statuses

Select the **Configuration** from the dropdown list at the top of the page and click the **Apply** button. The pie graph and the Online Registration Applications table refresh with the appropriate data for the selected school year. Select options from the **Application Type** and/or **Status Options** dropdowns to further configure the dashboard.

OLR Dashboard

Configuration *

2020 converted

2154 applications

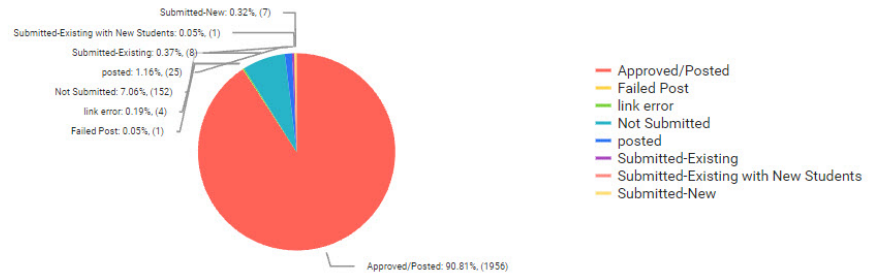
Application Type *

New

Status Options *

Status Types

Apply



Application Status	Total Application In Status
Approved/Posted	1956
Failed Post	1
link error	4
Not Submitted	152
posted	25
Submitted-Existing	8
Submitted-Existing with New Students	1
Submitted-New	7

OLR Dashboard - Application Statuses