

Mass Set Section Template Groups

Last Modified on 03/15/2024 10:29 am CDT

As of the [Campus.2315 Release Pack \(April 2023\)](#), the NEW [Scheduling Board](#) is available that replaces the Schedule Wizard. Also available is a new stand-alone [Course Planner](#) that displays request tallies, computes number of sections needed, and compares student requests and sections to last year's calendar. With this release, Trials are now accessed through the [Scheduling Board](#), instead of a separate Trials tool, and referred to as [Scheduling Board Trials](#).

The Scheduling Board and the Schedule Wizard can be used interchangeably, as can the new Course Planner and the Course Planner within the Schedule Wizard. The Schedule Wizard and its related tools will remain in the product for the time being.

Continual updates will be made to the new Scheduling tools. Stay tuned to the [Release Notes](#) and see the [What's New in Scheduling](#) for information on the latest updates.

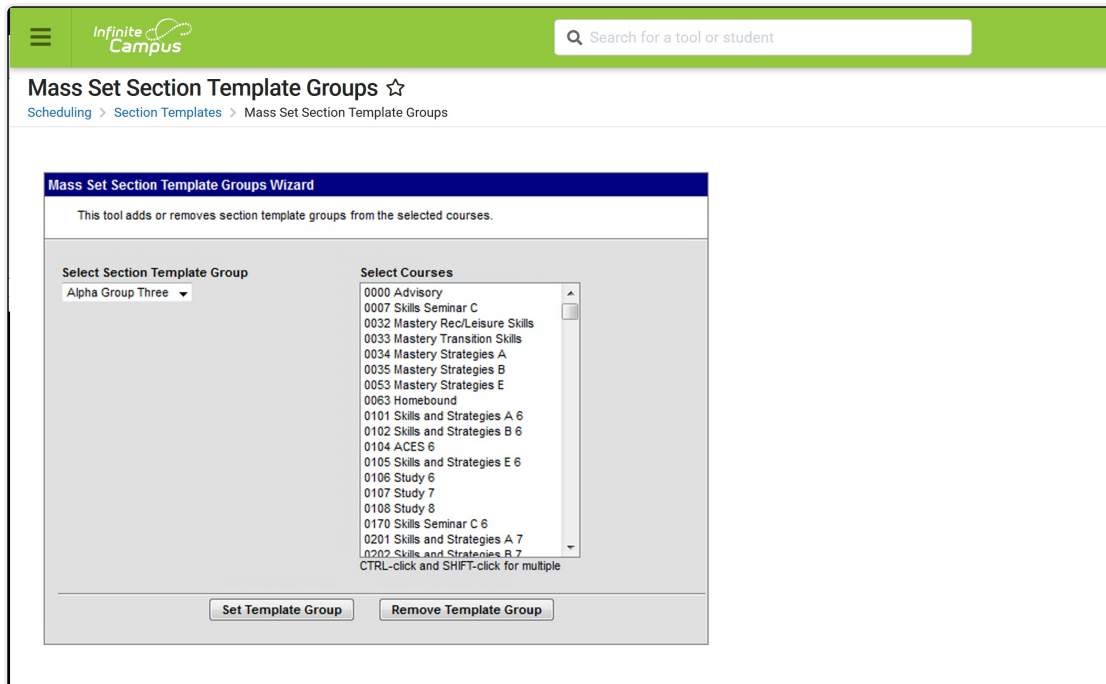
[Set Template Groups](#) | [Remove Template Groups](#)

Tool Search: Mass Set Section Template Groups

The Mass Set Section Template Groups tool allows users to assign selected template groups to multiple courses, instead of manually assigning the section template to courses one at a time.

A new stand-alone [Course Planner](#) tool was released in the [Campus.2315 Release Pack \(April 2023\)](#) and can be used interchangeably with this Course Planner.

As of the [Campus.2327 Release Pack \(July 2023\)](#), Batch Edit functionality for editing a course and editing constraints is available through the new Course Planner.



Mass Set Section Template Groups

Read - Assign Section Templates to courses.

Write - N/A

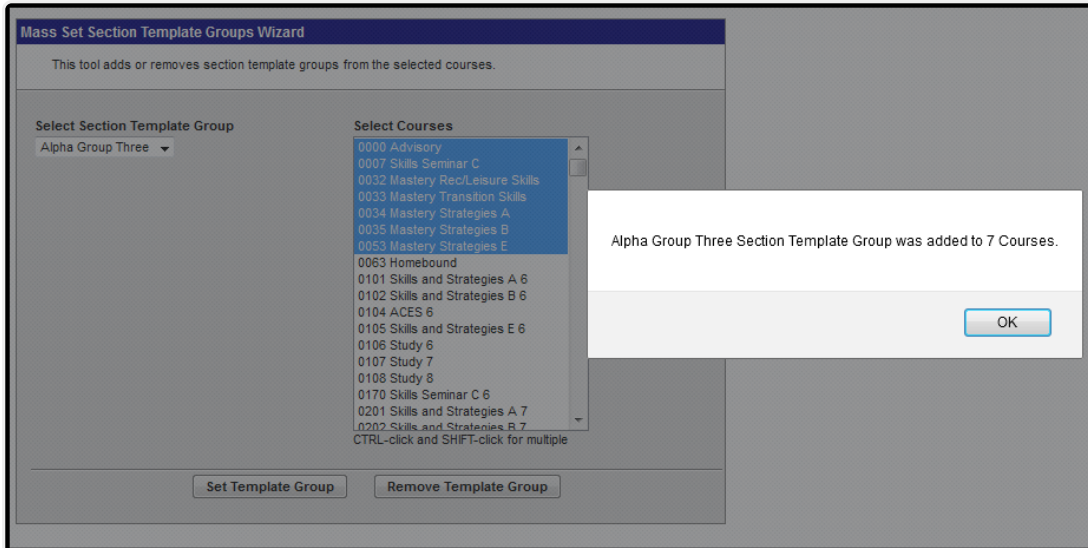
Add - N/A

Delete - N/A

See the [Tool Rights](#) section below for more details on what actions can be performed with each right.

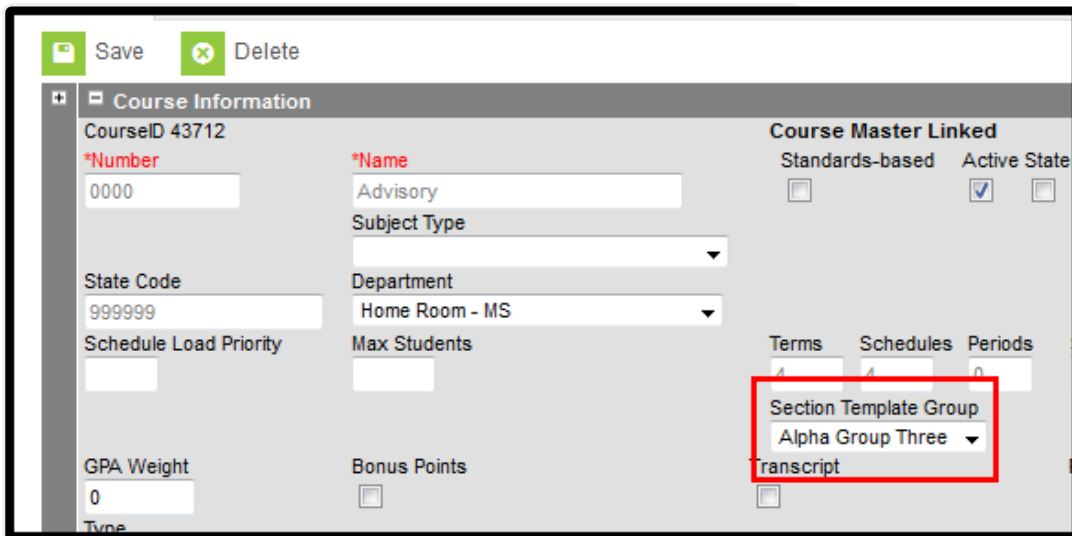
Set Template Groups

1. Select the Template Group name from the **Select Section Template Group** dropdown list.
2. Select the **Courses** to which to apply the Section Template.
3. Click the **Set Template Group** button. A confirmation message displays indicating the total number of courses the template was assigned.



Mass Assignment of Section Templates to Courses

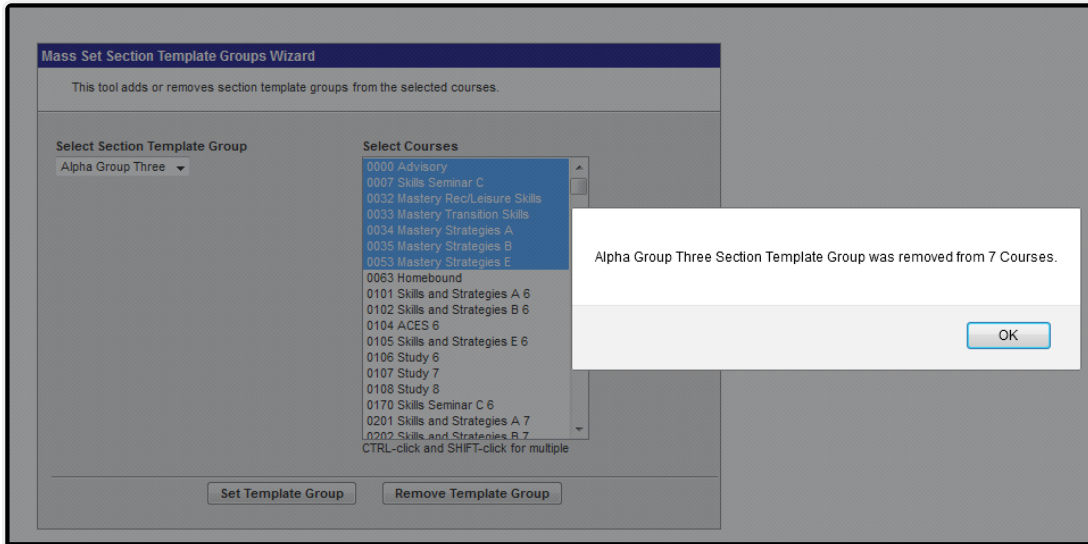
Navigate to the Course editor for one of the courses to which the template was assigned for verification. In this example, the Alpha Group Three Template was assigned Advisory course. When viewing the course, the Section Template Group displays the Alpha Group Three options.



Course Verification of Section Template

Remove Template Groups

1. Select the Template Group name from the **Select Section Template Group** dropdown list.
2. Select the **Courses** to which to remove the Section Template.
3. Click the **Remove Template Group** button. A confirmation message displays indicating the total number of courses the template was removed.



Mass Removal of Section Templates to Courses

When viewing the course, the Section Template Group no longer has a value selected.