

# Ed-Fi v2.0 - Ed-Fi Configuration Tool - Set Resource Preferences [.2231 - .2327]

Last Modified on 07/24/2023 11:14 am CDT

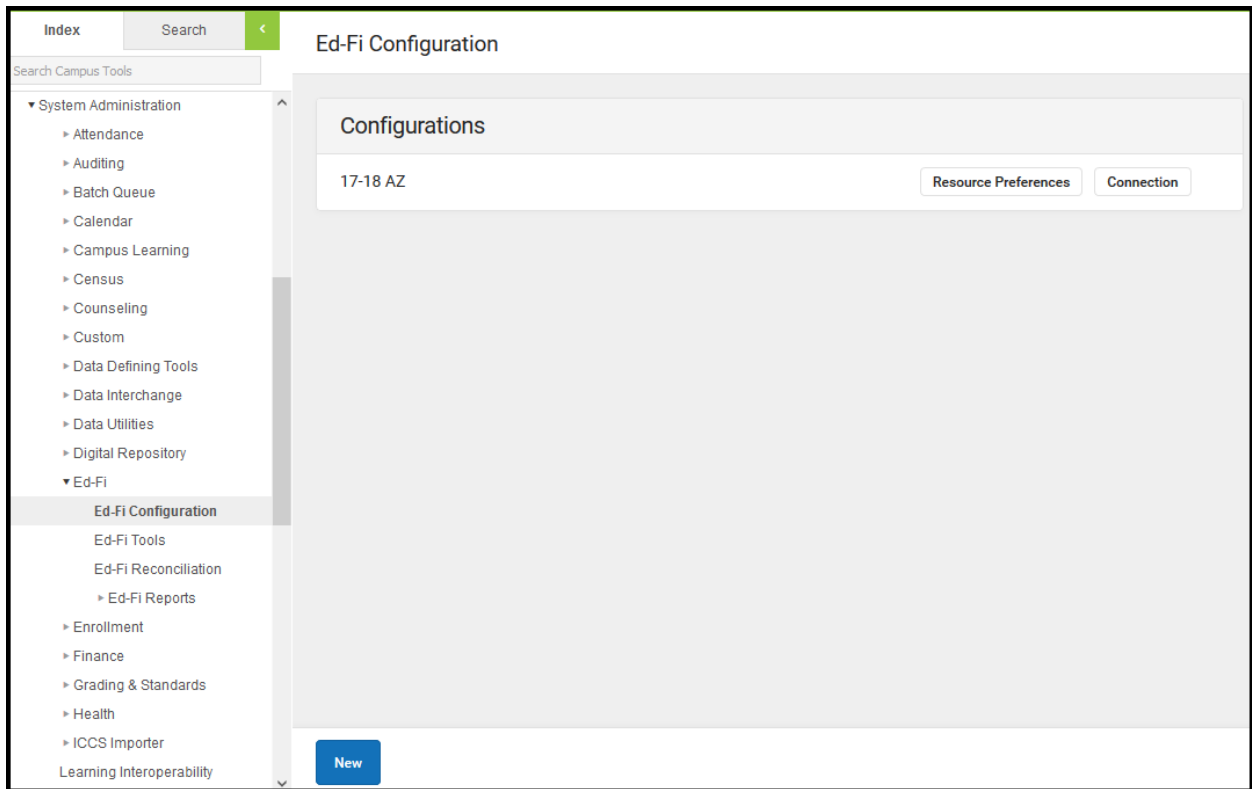
**Classic View:** System Administration > Ed-Fi

**Search Terms:** Ed-Fi

[Tool Rights](#) | [Prerequisites](#) | [Resource Preferences](#)

The Ed-Fi Configuration tool is used to establish Ed-Fi data resources.

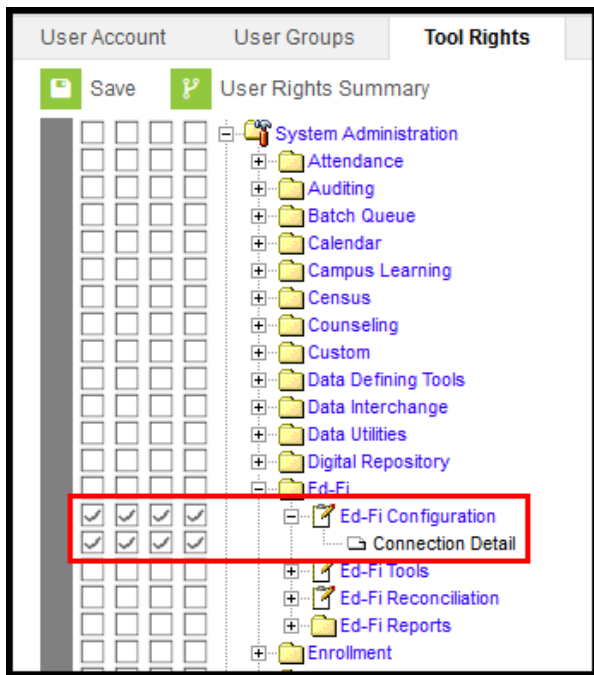
Once Resource Preferences have been selected, a valid configuration is made and Ed-Fi ID's are assigned to users, data will flow properly from Campus to Ed-Fi.



*Ed-Fi Configuration*

## Tool Rights

In order to modify and configure Ed-Fi Resource Preferences, you must have at least **R**(ead) and **W**(rite) tool rights values.



*Ed-Fi Configuration Tool Rights*

## Prerequisites

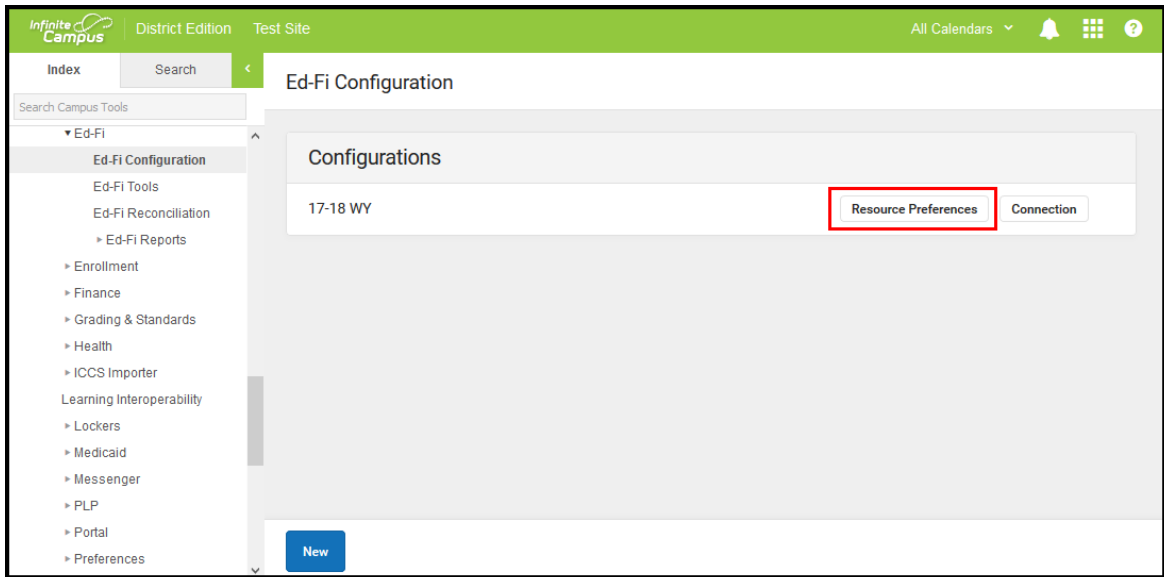
- Ed-Fi functionality must be enabled via the [Enable Ed-Fi System Preference](#).
- Ed-Fi should be properly configured via the [Ed-Fi Configuration tool](#).

## Resource Preferences

Resource Preferences determine which information is sent to Ed-Fi. These options apply to all schools within the district. If the state did not request a resource, it does not appear in this list, meaning different options may be available for different states. Some mapping screens may be 'read only' if specific business rules are required by your state. Consult your localized Ed-Fi articles for more information.

Resources should be toggled off until all data setup is complete and the district is ready to send data to Ed-Fi.

1. Select the **Resource Preferences** button.



2. Click the **Edit** or **Configure** button to modify the resource preferences. Configure displays if preferences have not previously been saved. Edit displays when preferences have already been set and saved. Resources can be expanded by clicking the "+" sign or collapsed by clicking the "-" sign.

If the Configure or Edit button do not display, then the resource does not need to be mapped and the toggle button can be used to turn the resource on or off.

Resource Preferences	
Resource	Active
Grade Levels	<input type="button" value="Edit"/>
<b>Attendance Information</b>	<input type="radio"/> OFF <input type="button" value="-"/>
Student School Attendance Events	<input checked="" type="radio"/> ON <input type="button" value="Edit"/>
Student Section Attendance Events	<input checked="" type="radio"/> ON <input type="button" value="Edit"/>
<b>Education Organization Information</b>	<input type="radio"/> OFF <input type="button" value="-"/>
Schools	<input checked="" type="radio"/> ON <input type="button" value="Edit"/>
<b>Grade Information</b>	<input type="radio"/> OFF <input type="button" value="-"/>
Course Transcripts	<input checked="" type="radio"/> ON <input type="button" value="Edit"/>
Grades	<input checked="" type="radio"/> ON
Grading Periods	<input checked="" type="radio"/> ON

3. Select a resource link below to view how to set the Resource Preferences for a specific

resource.

- If needed, turn the resource preference to **ON**.

<b>Resource</b>
Grade Levels
<b>Attendance Information</b>
Student School Attendance Event
Student Section Attendance Event
Student Program Attendance Events
<b>Cohort Information</b>
Cohorts
Staff Cohort Associations
Student Cohort Associations
<b>Discipline Information</b>
Discipline Actions
Discipline Incidents
Restraint Events
Student Discipline Incident Association
<b>Education Organization Information</b>
Local Education Agencies
Schools
<b>Grade Information</b>
Course Transcript
Grades
Grading Periods
Student Academic Record
<b>Parent Information</b>
Parents
Student Parent Association
<b>Schedule Information</b>
Calendars

<a href="#">Calendar Date Events</a>
<a href="#">Calendar Date Track Events</a>
<a href="#">Calendar Dates</a>
<a href="#">Class Periods</a>
<a href="#">Course Offering</a>
<a href="#">Course</a>
<a href="#">Locations</a>
<a href="#">Section</a>
<a href="#">Sessions</a>
<a href="#">Staff Section Association</a>
<a href="#">Student Section Association</a>
<a href="#">Tracks</a>
<b>Staff Information</b>
<a href="#">Staff</a>
<a href="#">Staff Education Organization Assignment Association</a>
<a href="#">Staff Education Organization Employment Association</a>
<a href="#">Staff Education Organization Identity Association</a>
<a href="#">Staff School Association</a>
<b>Student Information</b>
<a href="#">Student</a>
<a href="#">Assessments</a>
<a href="#">Graduation Plan</a>
<a href="#">Post Graduate Activities</a>
<a href="#">Programs</a>
<a href="#">Student Assessments</a>
<a href="#">Student Education Organization Association</a>
<a href="#">Student Needs</a>
<a href="#">Student Program Association</a>
<a href="#">Student CTE Program Association</a>
<a href="#">Student CE Program Association</a>

Student Early Learning Program Association
Student Education Organization Demographics
Student Homeless Program Association
Student School Association
Student School Association Local Education Agencies
Student School Association Membership FTEs
Student School Association Special Enrollments
Student School Association Tuition Payers
Student School Association Wisconsin Exts
Student Special Education Program Association
Student Title I Program Association

---