

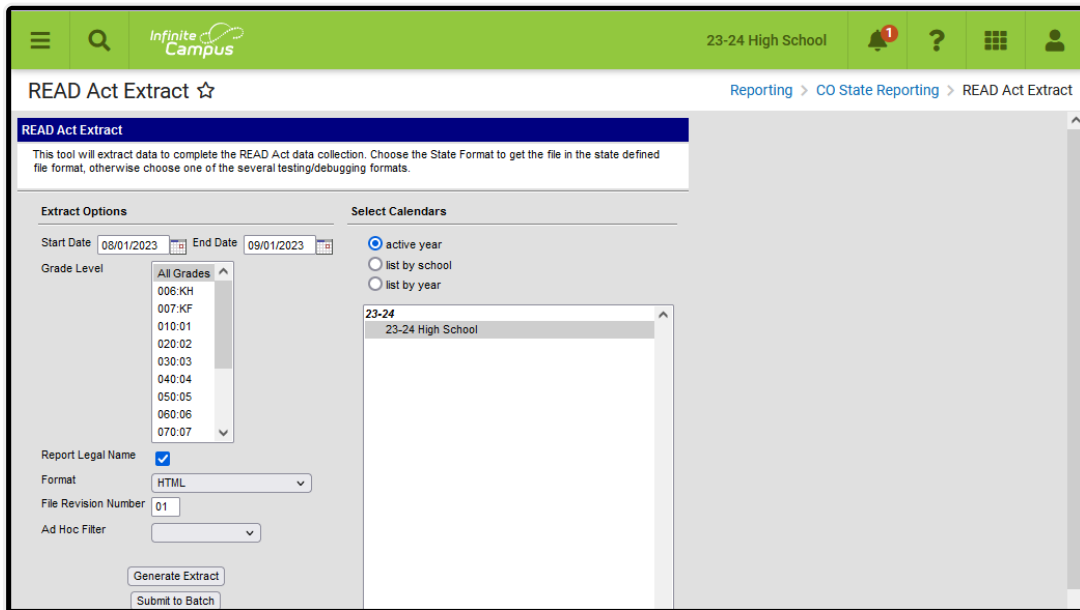
READ Extract (Colorado)

Last Modified on 03/11/2024 8:45 am CDT

[Report Logic](#) | [Report Editor](#) | [Generate the Report](#) | [READ Extract Layout](#)

Tool Search: READ Act Extract

The READ Extract reports all K-12 students from selected calendars who have an enrollment during the report start and end dates.



READ Act Extract

Read - Access and generate the READ Act Extract.

Write - N/A

Add - N/A

Delete - N/A

For more information about Tool Rights and how they function, see the [Tool Rights](#) article.

Report Logic

Data entered on the [Student READ](#) tool is used when reporting **READ Plan Status, Summer School, Tutor and Intervention Services fields**.

One record per student is reported from the most recent primary enrollment record within the entered start and end dates on the report editor. Only READ records tied to the reported enrollment are included. Active READ records from a previous year or from a calendar not included in the report are not reported.

- If a student has more than one enrollment in the selected calendar, the primary enrollment is

used.

- If a student has more than one primary enrollment in the selected calendar, the enrollment with the latest end date is used.
- If the student has more than one primary enrollment in the selected calendar with the same end date, the most recently created enrollment is used.
- If the student has more than one applicable assessment, only the most recent record reports.
- If the student has a READ record from a previous year, or from a calendar not included in the report, that record is not considered.

For students in **grades K-3:**

- All applicable students report a record.
- Students who have no applicable READ assessment within the reporting window report the default value for each field.

For students in **grades 4-12:**

- The student must have a READ record within the reporting window to report.
- The student must have an applicable READ assessment within the reporting window to report.

State Exclude logic is used in this report.

- Students whose enrollment records are marked as State Exclude are not included.
- Students enrolled in Grade levels marked as State Exclude are not included.
- Students enrolled in Calendars marked as State Exclude are not included.

Students do not report when the following occurs:

- The Enrollment End Date is before the date range entered on the Extract Editor.
- The Enrollment Start Date is after the date range entered on the Extract Editor.
- The Enrollment End Date is within the date range entered on the Extract Editor AND there is an Exit Status Code assigned for that student.

Applicable assessments must contain a Result and one of the following State Codes:

- READ03: PALS
- READ04: Exception: English Language Learner
- READ06: Exception: Student has part-time attendance status
- READ07: Acadience Reading
- READ08: aimsweb
- READ09: Formative Assessment System for Teachers (FAST)
- READ10: iReady
- READ11: Istation
- READ12: STAR Early Learning
- READ13: Special Education Student
- READ 14: ISIP Lectura Temprana
- READ 15: PALS
- READ 16: IDEL
- READ 17: Student Met Fall Grade Level Competency

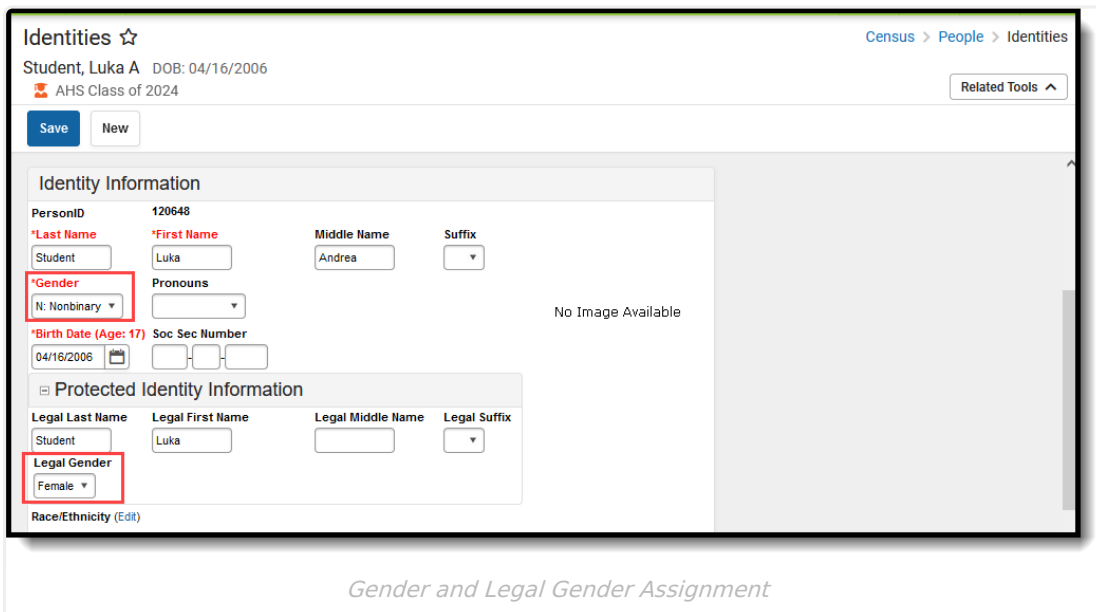
Non-Binary Gender Reporting

Schools can assign students a gender of M: Male, F: Female or N: Non-binary. This is done on the [Identities](#) tool and/or the [Demographics](#) tool.

Data Pipeline Extracts and other required extracts use the Legal Gender field included in the Protected Identity Information to report student identity information.

To properly record a gender of N: Non-Binary, on the Identities tool:

1. Assign the **Gender of N: Non-Binary** in the standard identify fields.
2. Assign the **Protected Identity Information Legal Gender** field to M: Male, F: Female or N: Non-Binary.
3. Save the record when finished.



The screenshot shows the 'Identities' tool interface for a student named 'Student, Luka A' with a DOB of 04/16/2006. The 'Identity Information' section includes fields for Last Name (Student), First Name (Luka), Middle Name (Andrea), and Suffix. The 'Gender' dropdown is set to 'N: Nonbinary'. The 'Protected Identity Information' section includes fields for Legal Last Name (Student), Legal First Name (Luka), Legal Middle Name, and Legal Suffix. The 'Legal Gender' dropdown is set to 'Female'. The 'Race/Ethnicity' field is also visible.

Gender and Legal Gender Assignment

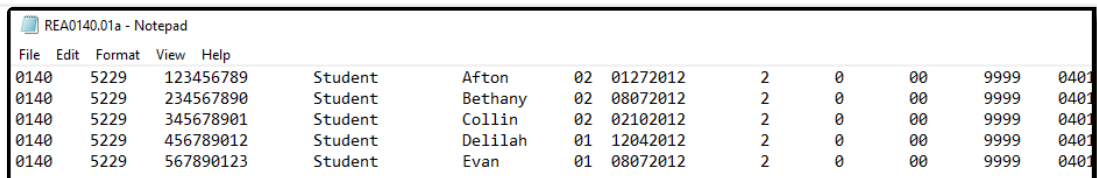
Report Editor

Field	Description
Start Date	Beginning date used to return assessment information. Dates can be entered in <i>mmddyy</i> format or use the calendar icon to select a date.
End Date	Last date used to return assessment information. Dates can be entered in <i>mmddyy</i> format or use the calendar icon to select a date.
Grade Level	Indicates which grade levels are selected for inclusion in the report. This list includes all grade levels available in the district EXCEPT 002 (Infant) and 004 (PK).

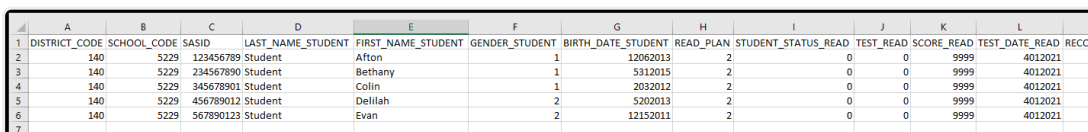
Field	Description
Report Legal Name	When marked, the student's name and gender report from the Protected Identity Information section on the student's Identities record.
Format	Selection determines whether the extract generates in the State Format (fixed width), CSV or HTML format.
File Revision Number	Used in the extract file name. Users can enter up to two numeric characters (i.e., 01, 22, etc.) indicating how many times the extract has been submitted previously.
Ad hoc Filter	When chosen, only those students included in the selected ad hoc filter are reported in the extract, if they meet the requirements of the extract.
Calendar Selection	At least one calendar needs to be selected in order to generate the report. Calendars can be selected by the active year, by school name or by year.
Report Generation	The extract can be generated immediately using the Generate Report button. Or, use the Submit to Batch button to select when the report is generated. See the Batch Queue article for more information on this functionality.

Generate the Report

1. Enter the **Start Date** and **End Date** for the report.
2. Select the desired **Grade Level(s)**.
3. Mark the **Report Legal Name**, if desired.
4. Select the desired **Format** for the report.
5. Enter the correct **File Revision Number**.
6. If desired, select an **Ad hoc Filter**.
7. Select the **Calendars** to include in the report.
8. Click the **Generate Extract** button or use the **Submit to Batch** button. The extract displays in the selected format.



READ Extract - State Format (fixed width)



READ Extract - CSV Format

Assessment Records:204

DistrictCode	SchoolCode	SASIDNumber	LastName	FirstName	Gender	DateofBirth	READPlan	StudentREADStatus	READTest	READScore	READTestingDate	RecommendedRetention	Retained	Kindergarten
0140	5229	123456789	Student	Afton	02	01272012	2	0	00	9999	04012020	2	2	0
0140	5229	2345678901	Student	Bethany	02	08072012	2	0	00	9999	04012020	2	2	0
0140	5229	3456789012	Student	Collin	02	02102012	2	0	00	9999	04012020	2	2	0
0140	5229	4567890123	Student	Delilah	01	12042012	2	0	00	9999	04012020	2	2	0
0140	5229	5678901234	Student	Evan	01	08072012	2	0	00	9999	04012020	2	2	0

READ Extract - HTML Format

READ Extract Layout

Data Element	Description	Location
District Code	<p>CDE-assigned four-digit number for each school district or BOCES.</p> <p>Default value: zero fill</p> <p><i>Numeric, 4 digits</i></p>	<p>District Information > State District Number</p> <p>District.number</p>
School Code	<p>Four-digit number assigned to the school.</p> <p>When a student has a Special Education Attendance Code of 31: Administrative Unit OR 32: State-Operated Program, the four-digit code reports from the Serving District field on the student's most recent enrollment record as of the entered effective date, the end date of report generation, or the most recent enrollment closest to the end date of report generation.</p> <p>For all other students, the student's latest enrollment where the Special Education Start Date is populated and at least one active Special Education date falls within the reporting period or the most recent enrollment closest to the end date of report generation.</p> <ul style="list-style-type: none"> The Service Agency/Facility code reports, if populated. 	<p>Enrollments > State Reporting Fields > Serving District</p> <p>Enrollment.serviceDistrict</p> <hr/> <p>Enrollments > Special Education Fields > Service Agency/Facility Code</p> <p>Enrollment.serviceFacility</p> <hr/> <p>Enrollments > State Reporting Fields > School of Accountability</p> <p>Enrollment.residentSchool</p> <hr/> <p>School Information > State School Number</p> <p>School.number</p>

Data Element	Description	Location
	<p>• If the Service Agency/Facility Code field is not populated, the School of Accountability reports, if populated.</p> <ul style="list-style-type: none"> • If the School of Accountability field is not populated, the School Number of the student's most current enrollment or most recent enrollment as of the Effective Date or End Date of report generation. • If all of these fields are not populated, a value of 0000 reports. <p>Default value: zero fill</p> <p><i>Numeric, 4 digits</i></p>	
SASID	<p>10-digit number assigned to each student by CDE.</p> <p>Default value: zero fill</p> <p><i>Numeric, 10 digits</i></p>	<p>Demographics > Person Identifiers > State ID</p> <p>Person.stateID</p>
Last Name Student	<p>Student's legal last name.</p> <p>When the Report Legal Name checkbox is marked, the student's last name reports from the Legal Name field in the Protected Identities Information section.</p> <p>Default value: space fill</p> <p><i>Alphanumeric, 30 characters</i></p>	<p>Demographics > Person Information > Last Name</p> <p>Identity.lastName</p> <hr/> <p>Identities > Protected Identity Information > Legal Last Name</p> <p>Identity.legalLastName</p>

Data Element	Description	Location
First Name Student	<p>Student's legal first name.</p> <p>When the Report Legal Name checkbox is marked, the student's first name reports from the Legal Name field in the Protected Identities Information section.</p> <p>Default value: space fill</p> <p><i>Alphanumeric, 30 characters</i></p>	<p>Demographics > Person Information > First Name</p> <p>Identity.firstName</p> <hr/> <p>Identities > Protected Identity Information > Legal First Name</p> <p>Identity.legalFirstName</p>
Gender Student	<p>Indication of the student being male or female. Reports as follows:</p> <ul style="list-style-type: none"> • 01 - Female • 02 - Male • 03 - Non-binary <p>When the Report Legal Name checkbox is marked, the student's gender reports from the Legal Name field in the Protected Identities Information section.</p> <p>Default value: zero fill</p> <p><i>Numeric, 2 digits</i></p>	<p>Demographics > Person Information > Gender</p> <p>Identity.gender</p> <hr/> <p>Identities > Protected Identity Information > Legal Gender</p> <p>Identity.legalGender</p>
Birth Date Student	<p>Student's birth date.</p> <p>Default value: zero fill</p> <p><i>Date field, 8 characters (MMDDYYYY)</i></p>	<p>Demographics > Person Information > Date of Birth</p>

Data Element	Description	Location
READ Plan	<p>For any student identified with a significant reading deficiency (SRD) at any time (not just the end of year testing), a value of 0, 1 or 2 reports.</p> <ul style="list-style-type: none"> • A value of 0 reports for any student who have an INACTIVE READ plan. <ul style="list-style-type: none"> ◦ Inactive is determined by the READ Plan dates being outside of the dates entered on the extract editor, the READ Plan Start date is AFTER the extract editor End Date, or the READ Plan End Date is BEFORE the extract editor Start Date. • A value of 1 reports for any student who have an ACTIVE READ plan. <ul style="list-style-type: none"> ◦ Active is determined by the READ Plan dates being within the dates entered on the extract editor, the READ Plan Start Date is ON or BEFORE the extract editor End Date, or the READ Plan End Date is ON or AFTER the extract editor Start Date. • A value of 2 reports for any student who has never been identified as having a SRD and does not have a READ Plan history. • A value of 2 reports when the READ Plan is null. <p><i>Numeric, 1 digit</i></p>	<p>READ > READ Plan Type</p> <p>READCO.planType</p>

Data Element	Description	Location
Student Status READ	<p>Reports the student's result from the assessment.</p> <p>For Grades K-3:</p> <ul style="list-style-type: none"> And has a state coded test within the reports dates, reports from the Result field. And there is not a state coded test, reports a value of 0. And the test is READ04 or READ06, reports a value of 0. <p>For Grades 4-12:</p> <ul style="list-style-type: none"> Reports 0. <p>Default value: zero fill</p> <p><i>Numeric, 1 digit</i></p>	<p>Assessment > Test Scores > Test Score Detail > Result</p> <p>TestScore.result</p>
Test READ	<p>Reports the last two digits of the state code of the READ Assessment being reported.</p> <ul style="list-style-type: none"> If the student is grades K-3: and has a state coded test within the reports dates, reports the Test Code. If the student is grades 4-12, reports 00. For all students in all grade levels, if the test is Null or if the Result is Null, reports 00. <p>Default value: 00</p> <p><i>Numeric, 2 digits</i></p>	<p>Assessment Center > Test Information > Name</p> <p>Test.name</p> <hr/> <p>Assessment > Test Scores > Test Score Detail > Result</p>

Data Element	Description	Location
Score READ	<p>Reports the Raw Score of the READ Assessment from the student's Assessment tool. Only the first four digits of the score in the Raw Score field report.</p> <p>For Grades K-3:</p> <ul style="list-style-type: none"> • If the State Test Code is READ13, reports a value of 8888. • If the State Test Code is READ04 or READ06, reports a value of 9999. • If the State Test Code is NOT READ04, READ06 or READ13, and the Raw Score contains a value, reports the Raw Score value. • If the State Test code is NOT READ44, READ06 or READ13, and the Raw Score is null, reports a value of 9999. <p>For Grades 4-12:</p> <ul style="list-style-type: none"> • Reports a value of 9999. <p>Default value: 9999</p> <p><i>Numeric, 4 digits</i></p>	<p>Assessment > Test Scores > Test Score Detail > Raw Score</p> <p>TestScore.rawScore</p>
Test Date READ	<p>Reports the date of the READ Testing. If the test date is null, the end of the school year reports.</p> <p>Default value: 0401YYYY</p> <p><i>Date field, 8 characters (MMDDYYYY)</i></p>	<p>Assessment > Test Scores > Test Score Detail > Date</p> <p>Test.date</p>

Data Element	Description	Location
Recommended Retention READ	<p>Indicates the student will or will not advance to the next grade level due to a reading deficiency.</p> <p>For Grades K-3:</p> <ul style="list-style-type: none"> • If the student is receiving Special Education services (see note below), AND has a READ Assessment with a Test Code of READ13, a value of 2 reports. • If the student has a READ status of 0,1 or 4, a value of 2 reports. • If the Recommended Retention field on the enrollment record contains a value, that value reports. • If there is no value in the field, reports 0. <p>For Grades 4-12:</p> <ul style="list-style-type: none"> • Reports a value of 2. <p>NOTE: A student is considered to be receiving special education services when:</p> <ul style="list-style-type: none"> • The Effective Date of the report falls within the Special Education Start Date and End Date on the student's Enrollment record. • The student has an active and locked IEP on the Effective Date of the report. <p>Default value: 2</p> <p><i>Numeric, 1 digit</i></p>	<p>Enrollments > State Reporting Fields > Recommended Retention</p> <p>EnrollmentCO.recommendedRetention</p>

Data Element	Description	Location
Retained READ	<p>For grades K-3 students, indicates the student should not advance to the next grade level due to a reading deficiency.</p> <p>For Grades K-3:</p> <ul style="list-style-type: none"> • If the student is receiving Special Education services (see note below), AND the student has a READ Assessment with a Test Code of READ12, a value of 2 reports. • If the student has a READ status of 0,1 or 4, a value of 2 reports. • If the Retained field on the enrollment record contains a value, that value reports. • If there is no value in the field, reports 0. <p>For Grades 4-12:</p> <ul style="list-style-type: none"> • Reports a value of 2. <p>NOTE: A student is considered to be receiving special education services when:</p> <ul style="list-style-type: none"> • The Effective Date of the report falls within the Special Education Start Date and End Date on the student's Enrollment record. • The student has an active and locked IEP on the Effective Date of the report. <p>Default value: 2</p> <p><i>Numeric, 1 digit</i></p>	<p>Enrollments > State Reporting Fields > Retained</p> <p>EnrollmentCO.retained</p>

Data Element	Description	Location
Summer School READ	<p>Indicates the student has a READ Plan Type of 01: Summer School within the selected calendar.</p> <p>For Grades K-3:</p> <ul style="list-style-type: none"> • Reports a value of 0 if the student does not have a READ Plan Type of 01: Summer School within the selected calendar. • Reports a value of 1 if the student has a READ Plan Type of 01: Summer School. <p>For Grades 4-12:</p> <ul style="list-style-type: none"> • Reports a value of 0. <p>Default value: zero fill</p> <p><i>Numeric, 1 digit</i></p>	<p>READ > READ Plan Type: 01</p> <p>READCO.planType</p>
Tutor READ	<p>Indicates the student has a READ Plan Type of 02: Tutoring (before/after school) within the selected calendar.</p> <p>For Grades K-3:</p> <ul style="list-style-type: none"> • Reports a value of 0 if the student does not have a READ Plan Type of 02: Tutoring (before/after school) within the selected calendar. • Reports a value of 1 if the student has a READ Plan Type of 02: Tutoring (before/after school). <p>For Grades 4-12:</p> <ul style="list-style-type: none"> • Reports a value of 0. <p>Default value: zero fill</p> <p><i>Numeric, 1 digit</i></p>	<p>READ > READ Plan Type: 02</p> <p>READCO.planType</p>

Data Element	Description	Location
Intervention Services	<p>Indicates the student has a READ Plan Type of 03: Other (services received during the school day) within the selected calendar.</p> <p>For Grades K-3:</p> <ul style="list-style-type: none"> • Reports a value of 0 if the student does not have a READ Plan Type of 03: Other (services during the school day) within the selected calendar. • Reports a value of 1 if the student has a READ Plan Type of 03: Other (services received during the school day) <p>For Grades 4-12:</p> <ul style="list-style-type: none"> • Reports a value of 0. <p>Default value: zero fill</p> <p><i>Numeric, 1 digit</i></p>	<p>READ > READ Plan Type: 03</p> <p>READCO.planType</p>