

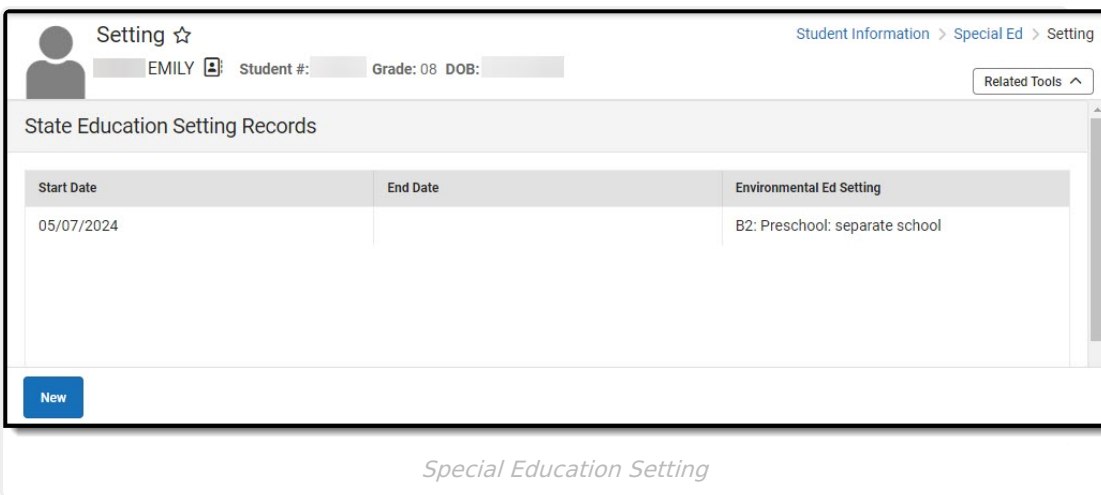
Setting (Wisconsin)

Last Modified on 05/31/2024 9:33 am CDT

Tool Search: Special Ed Setting

The Special Education Setting tool allows users to modify a student's Special Education Setting without having to modify the student's IEP.

See the core [SPED State Reporting](#) article for information on necessary tool rights and guidance on adding records.



The screenshot displays the 'Setting' tool interface. At the top, there is a header with a user icon, the title 'Setting ☆', and a breadcrumb trail: 'Student Information > Special Ed > Setting'. Below the header, there are input fields for 'EMILY' (with a dropdown arrow), 'Student #:', 'Grade: 08', and 'DOB:'. A 'Related Tools' dropdown menu is visible on the right. The main content area is titled 'State Education Setting Records' and contains a table with the following data:

Start Date	End Date	Environmental Ed Setting
05/07/2024		B2: Preschool: separate school

A 'New' button is located at the bottom left of the table area. Below the screenshot, the text 'Special Education Setting' is displayed in a light gray font.



Districts may add district-defined elements to this tool using the Custom Attribute Dictionary and its related tools. All fields available on the Setting tool can be selected in Ad hoc Reporting for inclusion in queries.

The Start and End Dates of an assigned setting cannot overlap with the start and end dates of another setting. This means only one active setting can exist at any time for a given student. Plan Settings are NOT tied to Student Enrollment, School Calendar Records, or IEPs.

When the student's Setting has changed, select the existing setting from the list and enter an End Date, then click the **Save** button.

Select an existing record or click **New** to view the detail screen.

State Education Setting Record Detail

Start Date *  **End Date** 

Environmental Ed Setting *

Special Ed Setting Detail Screen

Setting Editor

Start Date

Indicates the date on which the student was assigned the setting.

[▶ Click here to expand...](#)

End Date

Indicates the date on which the student's setting ended.

[▶ Click here to expand...](#)

Environmental Ed Setting

Indicates the student's main type of educational setting.

[▶ Click here to expand...](#)