

# Modify Counseling Meetings

Last Modified on 03/11/2024 8:45 am CDT

[Click and Drag a Meeting to Update](#) | [Click and Edit a Meeting to Update](#) | [Editing a Recurring Meeting](#)

**Classic View:** Student Information > Counseling > Meetings

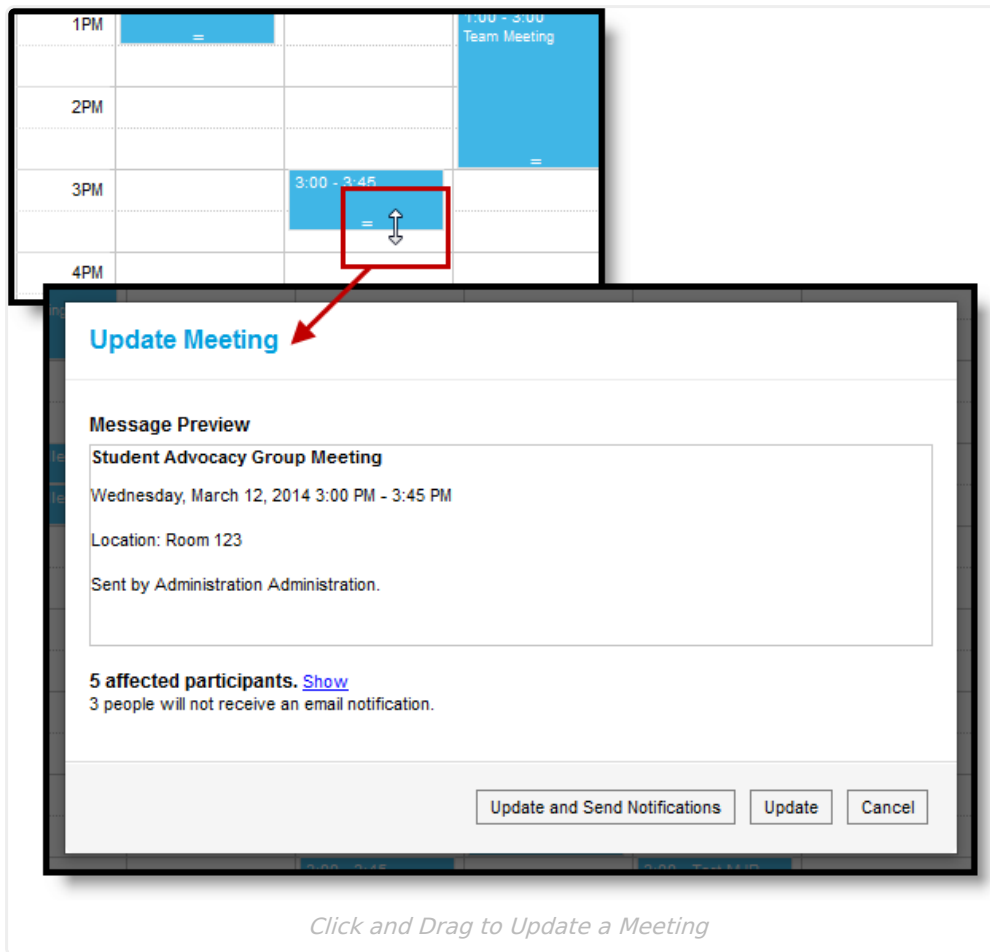
**Search Terms:** Counseling, Meetings

There are two ways to edit an existing meeting: either click and drag the calendar entry to change the time or day, or click the meeting and select Edit.

## Click and Drag a Meeting to Update

Click and drag a meeting in your calendar to move it to a different day. Or, hover over the lowest margin of the meeting and click and drag down to extend the times of the meeting. When you modify a meeting this way, a dialog box pops up giving you the option of sending out a notification about the change.

Dragging or stretching a meeting that is part of a recurring series updates only this occurrence, not the entire series.



In the example above, a half hour meeting was extended to 45 minutes.

Click **Save and Send Notifications** to save the meeting and notify all invitees of the meeting - a message is sent to their inbox (either through the [Process Alerts \(formerly Process Inbox\)](#) or [Campus Parent Portal](#) or [Campus Student Portal](#)) and to any email addresses that have the appropriate [contact settings](#) enabled. Click **Show** to view who is receiving a notification.

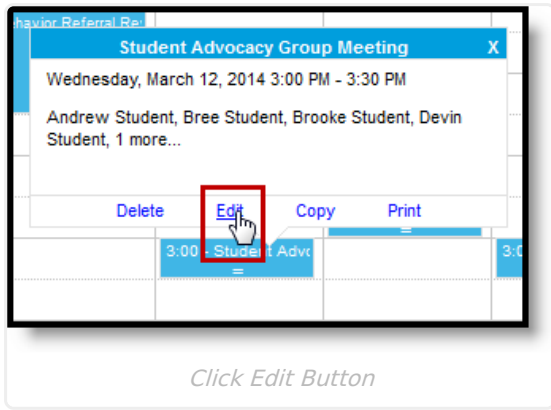
See the [Send Counseling Meeting Notifications](#) article for more information.

If any invitees don't have an enabled email address, an additional message displays below the affected participants.

Otherwise, click **Save** to save the meeting without notifying participants.

## Click and Edit a Meeting to Update

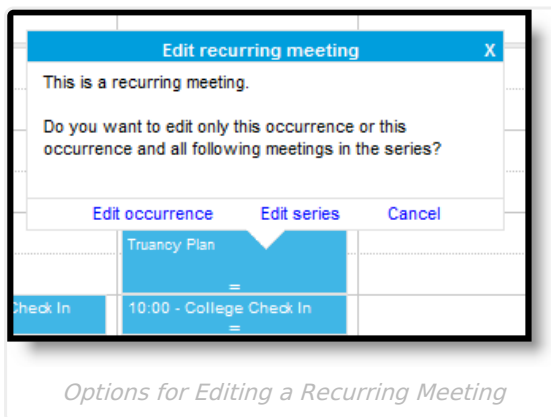
Open the meeting to make changes by clicking the meeting and then the **Edit** link.



Clicking the Edit button opens the meeting editor. Make the desired changes and click save when finished.

## Editing a Recurring Meeting

After you click to the **Edit** button to modify a recurring meeting, additional options display. Indicate if you want to modify selected occurrence of the meeting or that meeting and all future meetings in the series.



When editing a single occurrence, the parameters of the recurrence displays below the date and time options. Modifying this meeting does not affect the other meetings in the series.

When editing the entire series, the recurrence parameters can be changed.

If you select **Edit Series** and change the recurrence parameters, the selected meetings and future meetings become a new series, separated from the original series of the previous meetings.

See the following sections of the [Schedule Counseling Meetings](#) article for more information about entering information on the meeting editor:

- [Meeting Details](#)
- [Recurring Meetings](#)
- [Meeting Participants](#)
- [Participant Filters](#)

- File Attachment
  - Meeting Outcomes
-