

Assessment Test Setup (New Mexico)

Last Modified on 03/11/2024 8:45 am CDT

[State Tests Setup](#) | [National Tests Setup](#) | [Assessment Fact Template Fields](#)

Tool Search: Test Setup

The [Assessment Center](#) (released in Campus.2223) provides users with the ability to create and manage assessments administered to students for district, state, and national tests. The Test Setup functionality described below will be deprecated in a future release.

To accurately collect data for the [Assessment Fact Template](#), specific test setup is required. Use the information provided in this article to set up State and National tests.

This article also includes information about the fields on the [Assessment Fact Template](#) that report based on the Assessment Test Setup.

See the core [Test Setup](#) articles for additional information on managing tests.

The screenshot shows the 'Test Setup' interface. At the top, there are navigation links: 'Student > Assessment Administration > Test Setup'. Below this are three buttons: 'Save', 'Delete', and 'New Test'. A 'Tests' list shows folders for each year from 2011 to 2019, with the number of tests in parentheses: 2019 (233 tests), 2018 (232 tests), 2017 (156 tests), 2016 (147 tests), 2015 (56 tests), 2014 (22 tests), 2013 (21 tests), 2012 (21 tests), and 2011 (1 tests). Below the list is the 'Test Detail' form with the following fields:

- *Name: Text input field
- Parent Test: Dropdown menu (no parent)
- Code: Text input field
- Year: Dropdown menu
- Subject: Dropdown menu (highlighted with a red arrow)
- Test Grade Level: Dropdown menu
- Assessment Type: Dropdown menu

 A callout box points to the Subject dropdown with the text: 'Populate the Subject dropdown list for all District Tests and National Tests that are not state reported by going to System Administration > Attribute Dictionary > Test > Subject (test.type).'

Standards Type
 Start Date End Date
 Test Type
 District Test Teacher-scored
 State Test Display in Portal
 State Code Display in Transcripts
 National Test
 National Code
 Scoring Model Code
 Select the score fields you want to use:
 Date Scale Score Raw Score Reason Code
 Received Accommodation Percentile Percent Normal Curve Equivalent
 Result Invalid Test Accommodations Eligible
 Academic Achievement Standard
 Question Label
 Result Statuses

Value	Result Code	Label	Passing Score
X			<input type="checkbox"/>

 Add Result Status
 Assessment Test Setup Editor Example

State Tests Setup

Use the following information to set up State Tests. For these tests, always select **State Test** as the Test Type.

Be sure to select **State Test** and the **State Code** first. This allows Campus to populate the **Subject** field with the correct values.

Test Type



District Test
 Display in Portal
 State Test Display in Transcripts
 State Code

National Test
 National Code

State Test Setup

Test Type	Field Setup	Example										
ASVAB: Armed Services Vocational Aptitude Battery	<table border="1"> <thead> <tr> <th>Field</th> <th>Description</th> </tr> </thead> <tbody> <tr> <td>State Code</td> <td>Select ASVAB</td> </tr> <tr> <td>Subject</td> <td>Automatically populates the default value: AFQT</td> </tr> <tr> <td>Score Fields</td> <td>Select Date and Raw Score</td> </tr> </tbody> </table>	Field	Description	State Code	Select ASVAB	Subject	Automatically populates the default value: AFQT	Score Fields	Select Date and Raw Score			
Field	Description											
State Code	Select ASVAB											
Subject	Automatically populates the default value: AFQT											
Score Fields	Select Date and Raw Score											
DDA: Dual Discrepancy Model Assessment	<table border="1"> <thead> <tr> <th>Field</th> <th>Description</th> </tr> </thead> <tbody> <tr> <td>State Code</td> <td>Select DDA</td> </tr> <tr> <td>Subject</td> <td>Automatically populates the default value: SLDDDA</td> </tr> <tr> <td>Score Fields</td> <td>Select Date, Raw Score, and Result</td> </tr> <tr> <td>Result Statuses</td> <td> Enter the following Result Codes and Labels: <ul style="list-style-type: none"> • SLD Eligible • SLD Not Eligible </td> </tr> </tbody> </table>	Field	Description	State Code	Select DDA	Subject	Automatically populates the default value: SLDDDA	Score Fields	Select Date , Raw Score , and Result	Result Statuses	Enter the following Result Codes and Labels : <ul style="list-style-type: none"> • SLD Eligible • SLD Not Eligible 	
Field	Description											
State Code	Select DDA											
Subject	Automatically populates the default value: SLDDDA											
Score Fields	Select Date , Raw Score , and Result											
Result Statuses	Enter the following Result Codes and Labels : <ul style="list-style-type: none"> • SLD Eligible • SLD Not Eligible 											
EARLY CHILDHOOD: Early Childhood Assessment	<table border="1"> <thead> <tr> <th>Field</th> <th>Description</th> </tr> </thead> <tbody> <tr> <td>Status Code</td> <td>Select EARLY CHILDHOOD</td> </tr> </tbody> </table>	Field	Description	Status Code	Select EARLY CHILDHOOD							
Field	Description											
Status Code	Select EARLY CHILDHOOD											


Test Type	Field Setup Description		Example
	Subject	Select the appropriate value from the dropdown list: <ul style="list-style-type: none"> • SOCIAL EMOTIONAL ENTRY • LANGUAGE ACQUISITION ENTRY • BEHAVIOR ENTRY • BEHAVIOR EXIT • LANGUAGE ACQUISITION EXIT • SOCIAL EMOTIONAL EXIT 	
	Scoring Model Code	Select the appropriate value from the dropdown list: <ul style="list-style-type: none"> • BRIG (<i>Brigance</i>) • CC (<i>Creative Curriculum</i>) • WORK (<i>Work Sampling</i>) • PETITION (<i>Petition to MPED</i>) • NMPKOA (<i>NM Pre-K Observational Assessment</i>) 	
	Score Fields	<ul style="list-style-type: none"> • Select Date and Raw Score for all EARLY CHILDHOOD tests • Select Result when the Subject is one of the following: <ul style="list-style-type: none"> ◦ BEHAVIOR EXIT ◦ LANGUAGE ACQUISITION EXIT ◦ SOCIAL EMOTIONAL EXIT 	
	Result Statuses	Enter the following Result Codes and Labels : <ul style="list-style-type: none"> • A: Did not improve functioning • B: Improved functioning, but not sufficient to move nearer to functioning comparable to same-aged peers • C: Improved functioning to a level nearer to same-aged peers and acquired new skills, but did not reach it • D: Improved functioning to a level comparable to same-age peers • E: Maintained functioning at a level comparable to same-aged peers 	
		<ul style="list-style-type: none"> • E: Maintained functioning at a level comparable to same-aged peers 	

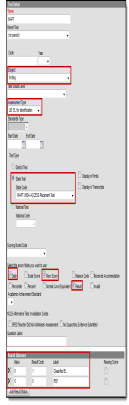
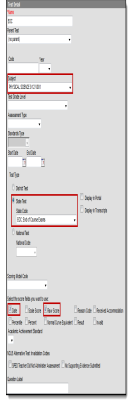
Test Type	Field Setup		Example							
<p>HL: Home/Heritage Program Language (language other than english)</p>	<table border="1"> <thead> <tr> <th data-bbox="432 282 627 340">Field</th> <th data-bbox="635 282 1281 340">Description</th> </tr> </thead> <tbody> <tr> <td data-bbox="432 351 627 450"> <p>State Code</p> </td> <td data-bbox="635 351 1281 450"> <p>Select HL</p> </td> </tr> <tr> <td data-bbox="432 461 627 723"> <p>Subject</p> </td> <td data-bbox="635 461 1281 723"> <p>Select the appropriate value from the dropdown list:</p> <ul style="list-style-type: none"> • INSTRUMENT NOT SPANISH • LAS • IPT • WOODCOCK-MUNOZ </td> </tr> <tr> <td data-bbox="432 734 627 824"> <p>Score Fields</p> </td> <td data-bbox="635 734 1281 824"> <p>Select Date and Raw Score</p> </td> </tr> </tbody> </table>	Field	Description	<p>State Code</p>	<p>Select HL</p>	<p>Subject</p>	<p>Select the appropriate value from the dropdown list:</p> <ul style="list-style-type: none"> • INSTRUMENT NOT SPANISH • LAS • IPT • WOODCOCK-MUNOZ 	<p>Score Fields</p>	<p>Select Date and Raw Score</p>	
Field	Description									
<p>State Code</p>	<p>Select HL</p>									
<p>Subject</p>	<p>Select the appropriate value from the dropdown list:</p> <ul style="list-style-type: none"> • INSTRUMENT NOT SPANISH • LAS • IPT • WOODCOCK-MUNOZ 									
<p>Score Fields</p>	<p>Select Date and Raw Score</p>									
<p>Keys: Work Keys Career College Readiness Exam</p>	<table border="1"> <thead> <tr> <th data-bbox="432 864 627 922">Field</th> <th data-bbox="635 864 1281 922">Description</th> </tr> </thead> <tbody> <tr> <td data-bbox="432 934 627 1032"> <p>State Code</p> </td> <td data-bbox="635 934 1281 1032"> <p>Select KEYS</p> </td> </tr> <tr> <td data-bbox="432 1043 627 1424"> <p>Subject</p> </td> <td data-bbox="635 1043 1281 1424"> <p>Select the appropriate value from the dropdown list:</p> <ul style="list-style-type: none"> • LISTENING • WRITING • READING FOR INFORMATION • APPLIED MATHEMATICS • LOCATING INFORMATION • APPLIED TECHNOLOGY • TEAMWORK </td> </tr> <tr> <td data-bbox="432 1435 627 1525"> <p>Score Fields</p> </td> <td data-bbox="635 1435 1281 1525"> <p>Select Date and Raw Score</p> </td> </tr> </tbody> </table>	Field	Description	<p>State Code</p>	<p>Select KEYS</p>	<p>Subject</p>	<p>Select the appropriate value from the dropdown list:</p> <ul style="list-style-type: none"> • LISTENING • WRITING • READING FOR INFORMATION • APPLIED MATHEMATICS • LOCATING INFORMATION • APPLIED TECHNOLOGY • TEAMWORK 	<p>Score Fields</p>	<p>Select Date and Raw Score</p>	
Field	Description									
<p>State Code</p>	<p>Select KEYS</p>									
<p>Subject</p>	<p>Select the appropriate value from the dropdown list:</p> <ul style="list-style-type: none"> • LISTENING • WRITING • READING FOR INFORMATION • APPLIED MATHEMATICS • LOCATING INFORMATION • APPLIED TECHNOLOGY • TEAMWORK 									
<p>Score Fields</p>	<p>Select Date and Raw Score</p>									

Test Type	Field Setup		Example
LUS: Language Usge Survey	Field	Description	
	State Code	Select LUS	
	Subject	Automatically populates the default value: LUS	
	Assessment Type	You must select LID (<i>EL for Identification</i>) or LPF (<i>EL for Proficiency</i>) for the student's assessment to be visible on their EL Module > Assessment tab.	
	Score Fields	Select Date , Raw Score , and Result	
	Result Statuses	Enter the following Result Codes and Labels : <ul style="list-style-type: none"> • 0: IFEP ("No" response to questions 1-7 of the NM Language Usage Survey. Student is Initial Fluent English Proficient (IFEP)) • 1: Classified LE ("Yes" response to one or more questions 1-7 of the NM Language Usage Survey. Administer English language proficiency screener (W-APT or WIDA Screener) to determine English language proficiency classification.) 	

Test Type	Field Setup		Example												
<p>NMELPAPT: English Language Proficiency Screener</p>	<table border="1"> <thead> <tr> <th data-bbox="437 282 628 340">Field</th> <th data-bbox="628 282 1267 340">Description</th> </tr> </thead> <tbody> <tr> <td data-bbox="437 340 628 405">State Code</td> <td data-bbox="628 340 1267 405">Select NMELPAPT</td> </tr> <tr> <td data-bbox="437 405 628 506">Subject</td> <td data-bbox="628 405 1267 506">Automatically populates the default value: NMELPAPT</td> </tr> <tr> <td data-bbox="437 506 628 685">Assessment Type</td> <td data-bbox="628 506 1267 685">You must select LID (<i>EL for Identification</i>) or LPF (<i>EL for Proficiency</i>) for the student's assessment to be visible on their EL Module > Assessment tab.</td> </tr> <tr> <td data-bbox="437 685 628 786">Score Fields</td> <td data-bbox="628 685 1267 786">Select Date, Raw Score, and Result</td> </tr> <tr> <td data-bbox="437 786 628 1061">Result Statuses</td> <td data-bbox="628 786 1267 1061">Enter the following Result Codes and Labels: <ul style="list-style-type: none"> • 0: IFEP Initial Fluent English Proficient (IFEP) • 1: Classified EL Classified as English Learner (EL) </td> </tr> </tbody> </table>		Field	Description	State Code	Select NMELPAPT	Subject	Automatically populates the default value: NMELPAPT	Assessment Type	You must select LID (<i>EL for Identification</i>) or LPF (<i>EL for Proficiency</i>) for the student's assessment to be visible on their EL Module > Assessment tab.	Score Fields	Select Date , Raw Score , and Result	Result Statuses	Enter the following Result Codes and Labels : <ul style="list-style-type: none"> • 0: IFEP Initial Fluent English Proficient (IFEP) • 1: Classified EL Classified as English Learner (EL) 	
Field	Description														
State Code	Select NMELPAPT														
Subject	Automatically populates the default value: NMELPAPT														
Assessment Type	You must select LID (<i>EL for Identification</i>) or LPF (<i>EL for Proficiency</i>) for the student's assessment to be visible on their EL Module > Assessment tab.														
Score Fields	Select Date , Raw Score , and Result														
Result Statuses	Enter the following Result Codes and Labels : <ul style="list-style-type: none"> • 0: IFEP Initial Fluent English Proficient (IFEP) • 1: Classified EL Classified as English Learner (EL) 														
<p>TABE: Test of Adult Basic Education <i>Career College Readiness Exam</i></p>	<table border="1"> <thead> <tr> <th data-bbox="437 1272 628 1330">Field</th> <th data-bbox="628 1272 1267 1330">Description</th> </tr> </thead> <tbody> <tr> <td data-bbox="437 1330 628 1431">State Code</td> <td data-bbox="628 1330 1267 1431">Select TABE</td> </tr> <tr> <td data-bbox="437 1431 628 1671">Subject</td> <td data-bbox="628 1431 1267 1671">Select the appropriate value from the dropdown list: <ul style="list-style-type: none"> • MATH • READING • LANGUAGE </td> </tr> <tr> <td data-bbox="437 1671 628 1771">Score Fields</td> <td data-bbox="628 1671 1267 1771">Select Date and Raw Score</td> </tr> </tbody> </table>		Field	Description	State Code	Select TABE	Subject	Select the appropriate value from the dropdown list: <ul style="list-style-type: none"> • MATH • READING • LANGUAGE 	Score Fields	Select Date and Raw Score					
Field	Description														
State Code	Select TABE														
Subject	Select the appropriate value from the dropdown list: <ul style="list-style-type: none"> • MATH • READING • LANGUAGE 														
Score Fields	Select Date and Raw Score														

Test Type	Field Setup		Example										
TITLE1D_MATH: Title I D Math	<table border="1"> <thead> <tr> <th data-bbox="437 277 596 342">Field</th> <th data-bbox="596 277 1267 342">Description</th> </tr> </thead> <tbody> <tr> <td data-bbox="437 342 596 448">State Code</td> <td data-bbox="596 342 1267 448">Select TITLE1D_MATH</td> </tr> <tr> <td data-bbox="437 448 596 645">Subject</td> <td data-bbox="596 448 1267 645"> Select the appropriate value from the dropdown list: <ul style="list-style-type: none"> • PRE • POST </td> </tr> <tr> <td data-bbox="437 645 596 750">Score Fields</td> <td data-bbox="596 645 1267 750">Select Date, Raw Score, and Result</td> </tr> <tr> <td data-bbox="437 750 596 1214">Result Statuses</td> <td data-bbox="596 750 1267 1214"> Enter the following Result Codes and Labels: <ul style="list-style-type: none"> • BLGR Long-term students who tested below grade level • ATGR Long-term students who tested at grade level • PHGR Long-term students who tested ½ grade level above • P1GR Long-term students who tested ½ up to one full grade level above • M1GR Long-term students who tested with more than one full grade level above </td> </tr> </tbody> </table>		Field	Description	State Code	Select TITLE1D_MATH	Subject	Select the appropriate value from the dropdown list: <ul style="list-style-type: none"> • PRE • POST 	Score Fields	Select Date , Raw Score , and Result	Result Statuses	Enter the following Result Codes and Labels : <ul style="list-style-type: none"> • BLGR Long-term students who tested below grade level • ATGR Long-term students who tested at grade level • PHGR Long-term students who tested ½ grade level above • P1GR Long-term students who tested ½ up to one full grade level above • M1GR Long-term students who tested with more than one full grade level above 	
Field	Description												
State Code	Select TITLE1D_MATH												
Subject	Select the appropriate value from the dropdown list: <ul style="list-style-type: none"> • PRE • POST 												
Score Fields	Select Date , Raw Score , and Result												
Result Statuses	Enter the following Result Codes and Labels : <ul style="list-style-type: none"> • BLGR Long-term students who tested below grade level • ATGR Long-term students who tested at grade level • PHGR Long-term students who tested ½ grade level above • P1GR Long-term students who tested ½ up to one full grade level above • M1GR Long-term students who tested with more than one full grade level above 												

Test Type	Field Setup		Example
<p>TITLE1D_RLA: Title I D Reading Language Arts</p>	<p>Field</p>	<p>Description</p>	
	<p>State Code</p>	<p>Select TITLE1D_RLA</p>	
	<p>Subject</p>	<p>Select the appropriate value from the dropdown list:</p> <ul style="list-style-type: none"> • PRE • POST 	
	<p>Score Fields</p>	<p>Select Date, Raw Score, and Result</p>	
	<p>Result Statuses</p>	<p>Enter the following Result Codes and Labels:</p> <ul style="list-style-type: none"> • BLGR Long-term students who tested below grade level • ATGR Long-term students who tested at grade level • PHGR Long-term students who tested ½ grade level above • P1GR Long-term students who tested ½ up to one full grade level above • M1GR Long-term students who tested with more than one full grade level above 	

Test Type	Field Setup		Example
WAPT: WIDA Access Placement Test	Field	Description	
	State Code	Select WAPT	
	Subject	Select the appropriate value from the dropdown list: <ul style="list-style-type: none"> • Speaking and Listening • Reading • Writing 	
	Assessment Type	You must select LID (<i>EL for Identification</i>) or LPF (<i>EL for Proficiency</i>) for the student's assessment to be visible on their EL Module > Assessment tab.	
	Score Fields	Select Date , Raw Score , and Result	
Result Statuses	Enter the following Result Codes and Labels : <ul style="list-style-type: none"> • 0: IFEP Initial Fluent English Proficient (IFEP) • 1: Classified EL Classified as English Learner (EL) 		
EOC: End of Course Exams	Field	Description	
	State Code	Select EOC	
	Subject	Select the appropriate value from the dropdown list. ▶ Click here to expand...	
	Score Fields	Select Date and Raw Score	

The following Career College Readiness Exam is provided to the Public Education Department by the College Board and does not need to be submitted to the Public Education Department.

Test Type	Field Setup		Example
ACT Aspire (optional)	Field	Description	
	State Code	Select ACT Aspire	
	Subject	Select the appropriate value from the dropdown list. <ul style="list-style-type: none"> • ENGLISH • READING • MATHEMATICS • SCIENCE • WRITING 	
Score Fields	Select Date and Raw Score		

National Tests Setup

Use the following information to set up State Tests. For these tests, always select **National Test** as the Test Type.

Be sure to select **National Test** and the **National Code** first. This allows Campus to populate the **Subject** field with the correct values.

Test Type

District Test
 State Test
 National Test

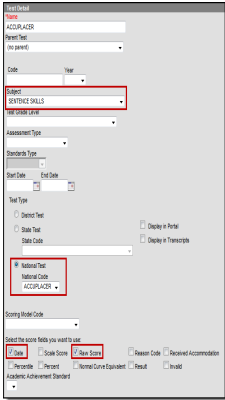
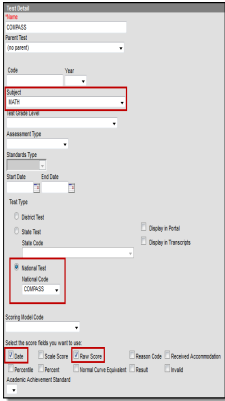
Display in Portal
 Display in Transcripts

State Code

National Code

National Test

Test Type	Field Setup	Example
-----------	-------------	---------

Test Type	Field Setup		Example								
<p>ACCU: Accuplacer <i>Career College Readiness Exam</i></p>	<table border="1"> <thead> <tr> <th data-bbox="545 257 715 342">Field</th> <th data-bbox="718 257 1174 342">Description</th> </tr> </thead> <tbody> <tr> <td data-bbox="545 347 715 448">National Code</td> <td data-bbox="718 347 1174 448">Select ACCUPLACER</td> </tr> <tr> <td data-bbox="545 452 715 810">Subject</td> <td data-bbox="718 452 1174 810"> Select the appropriate value from the dropdown list: <ul style="list-style-type: none"> • ELEMENTARY ALGEBRA • COLLEGE-LEVEL MATH • READING COMPREHENSION • WRITEPLACER • SENTENCE SKILLS </td> </tr> <tr> <td data-bbox="545 815 715 916">Score Fields</td> <td data-bbox="718 815 1174 916">Select Date and Raw Score</td> </tr> </tbody> </table>		Field	Description	National Code	Select ACCUPLACER	Subject	Select the appropriate value from the dropdown list: <ul style="list-style-type: none"> • ELEMENTARY ALGEBRA • COLLEGE-LEVEL MATH • READING COMPREHENSION • WRITEPLACER • SENTENCE SKILLS 	Score Fields	Select Date and Raw Score	
Field	Description										
National Code	Select ACCUPLACER										
Subject	Select the appropriate value from the dropdown list: <ul style="list-style-type: none"> • ELEMENTARY ALGEBRA • COLLEGE-LEVEL MATH • READING COMPREHENSION • WRITEPLACER • SENTENCE SKILLS 										
Score Fields	Select Date and Raw Score										
<p>COMP: Compass <i>Career College Readiness Exam</i></p>	<table border="1"> <thead> <tr> <th data-bbox="545 1095 715 1180">Field</th> <th data-bbox="718 1095 1174 1180">Description</th> </tr> </thead> <tbody> <tr> <td data-bbox="545 1184 715 1285">National Code</td> <td data-bbox="718 1184 1174 1285">Select COMPASS</td> </tr> <tr> <td data-bbox="545 1290 715 1671">Subject</td> <td data-bbox="718 1290 1174 1671"> Select the appropriate value from the dropdown list: <ul style="list-style-type: none"> • MATH • READING • WRITING SKILLS • WRITING ESSAY (SCALE 2-12) • WRITING ESSAY (SCALE 2-8) </td> </tr> <tr> <td data-bbox="545 1675 715 1776">Score Fields</td> <td data-bbox="718 1675 1174 1776">Select Date and Raw Score</td> </tr> </tbody> </table>		Field	Description	National Code	Select COMPASS	Subject	Select the appropriate value from the dropdown list: <ul style="list-style-type: none"> • MATH • READING • WRITING SKILLS • WRITING ESSAY (SCALE 2-12) • WRITING ESSAY (SCALE 2-8) 	Score Fields	Select Date and Raw Score	
Field	Description										
National Code	Select COMPASS										
Subject	Select the appropriate value from the dropdown list: <ul style="list-style-type: none"> • MATH • READING • WRITING SKILLS • WRITING ESSAY (SCALE 2-12) • WRITING ESSAY (SCALE 2-8) 										
Score Fields	Select Date and Raw Score										

Test Type	Field Setup		Example								
<p>IB: International Baccalaureate <i>Career College Readiness Exam</i></p>	<table border="1"> <thead> <tr> <th data-bbox="555 277 715 344">Field</th> <th data-bbox="719 277 1166 344">Description</th> </tr> </thead> <tbody> <tr> <td data-bbox="555 351 715 450">National Code</td> <td data-bbox="719 351 1166 450">Select IB</td> </tr> <tr> <td data-bbox="555 456 715 837">Subject</td> <td data-bbox="719 456 1166 837"> Select the appropriate value from the dropdown list: <ul style="list-style-type: none"> LANGUAGE A LANGUAGE B INDIVIDUALS AND SOCIETY EXPERIMENTAL SCIENCES MATHEMATICS ARTS DIPLOMA </td> </tr> <tr> <td data-bbox="555 844 715 934">Score Fields</td> <td data-bbox="719 844 1166 934">Select Date and Raw Score</td> </tr> </tbody> </table>		Field	Description	National Code	Select IB	Subject	Select the appropriate value from the dropdown list: <ul style="list-style-type: none"> LANGUAGE A LANGUAGE B INDIVIDUALS AND SOCIETY EXPERIMENTAL SCIENCES MATHEMATICS ARTS DIPLOMA 	Score Fields	Select Date and Raw Score	
Field	Description										
National Code	Select IB										
Subject	Select the appropriate value from the dropdown list: <ul style="list-style-type: none"> LANGUAGE A LANGUAGE B INDIVIDUALS AND SOCIETY EXPERIMENTAL SCIENCES MATHEMATICS ARTS DIPLOMA 										
Score Fields	Select Date and Raw Score										
<p>PLAN: ACT Plan <i>Career College Readiness Exam</i></p>	<table border="1"> <thead> <tr> <th data-bbox="555 1061 715 1128">Field</th> <th data-bbox="719 1061 1166 1128">Description</th> </tr> </thead> <tbody> <tr> <td data-bbox="555 1135 715 1234">National Code</td> <td data-bbox="719 1135 1166 1234">Select PLAN</td> </tr> <tr> <td data-bbox="555 1240 715 1659">Subject</td> <td data-bbox="719 1240 1166 1659"> Select the appropriate value from the dropdown list: <ul style="list-style-type: none"> MATH READING FOR INFORMATION MATHEMATICS GERMAN LANGUAGE GERMAN GERMAN WITH LISTENING WORLD HISTORY </td> </tr> <tr> <td data-bbox="555 1666 715 1756">Score Fields</td> <td data-bbox="719 1666 1166 1756">Select Date and Raw Score</td> </tr> </tbody> </table>		Field	Description	National Code	Select PLAN	Subject	Select the appropriate value from the dropdown list: <ul style="list-style-type: none"> MATH READING FOR INFORMATION MATHEMATICS GERMAN LANGUAGE GERMAN GERMAN WITH LISTENING WORLD HISTORY 	Score Fields	Select Date and Raw Score	
Field	Description										
National Code	Select PLAN										
Subject	Select the appropriate value from the dropdown list: <ul style="list-style-type: none"> MATH READING FOR INFORMATION MATHEMATICS GERMAN LANGUAGE GERMAN GERMAN WITH LISTENING WORLD HISTORY 										
Score Fields	Select Date and Raw Score										

Test Type	Field Setup		Example
SAT_NEW	Field	Description	
	National Code	Select SAT	
	Subject	Select the appropriate value from the dropdown list ▶ Click here to expand...	
	Code	Enter SAT_NEW	
	Score Fields	Select Date and Raw Score	

The following Career College Readiness Exams are provided to the Public Education Department by the College Board and do not need to be submitted to the Public Education Department.

ACT (optional)	Field	Description	
	National Code	Select ACT	
	Subject	Select the appropriate value from the dropdown list: <ul style="list-style-type: none"> • ENGLISH • MATH • READING • SCIENCE 	
	Score Fields	Select Date and Raw Score	

SATSUB (optional)	Field	Description	
	National Code	Select SAT	
	Subject	Select the appropriate value from the dropdown list: ▶ Click here to expand...	
	Code	Enter SAT_SUB	
	Score Fields	Select Date and Raw Score	

Test Type	Field Setup	Example										
PSAT_NMSQT or PSAT89 (optional)	<table border="1"> <thead> <tr> <th>Field</th> <th>Description</th> </tr> </thead> <tbody> <tr> <td>National Code</td> <td>Select PSAT</td> </tr> <tr> <td>Subject</td> <td>Select the appropriate value from the dropdown list: <ul style="list-style-type: none"> • MATH • READING AND WRITING </td> </tr> <tr> <td>Code</td> <td>Enter PSAT_NMSQT or PSAT89</td> </tr> <tr> <td>Score Fields</td> <td>Select Date and Raw Score</td> </tr> </tbody> </table>	Field	Description	National Code	Select PSAT	Subject	Select the appropriate value from the dropdown list: <ul style="list-style-type: none"> • MATH • READING AND WRITING 	Code	Enter PSAT_NMSQT or PSAT89	Score Fields	Select Date and Raw Score	
Field	Description											
National Code	Select PSAT											
Subject	Select the appropriate value from the dropdown list: <ul style="list-style-type: none"> • MATH • READING AND WRITING 											
Code	Enter PSAT_NMSQT or PSAT89											
Score Fields	Select Date and Raw Score											
AP: Advanced Placement (optional)	<table border="1"> <thead> <tr> <th>Field</th> <th>Description</th> </tr> </thead> <tbody> <tr> <td>National Code</td> <td>Select AP</td> </tr> <tr> <td>Subject</td> <td>Select the appropriate value from the dropdown list: ▶ Click here to expand... </td> </tr> <tr> <td>Score Fields</td> <td>Select Date and Raw Score</td> </tr> </tbody> </table>	Field	Description	National Code	Select AP	Subject	Select the appropriate value from the dropdown list: ▶ Click here to expand...	Score Fields	Select Date and Raw Score			
Field	Description											
National Code	Select AP											
Subject	Select the appropriate value from the dropdown list: ▶ Click here to expand...											
Score Fields	Select Date and Raw Score											

Assessment Fact Template Fields

The following [Assessment Fact Template](#) fields report based on the Assessment Test Setup.

Assessment Fact Template Field	Reports...

Assessment Fact Template Field	Reports...							
Test Description	<p>the State Code OR the Federal Code for the assessment test.</p> <table border="1" data-bbox="384 434 1420 920"> <thead> <tr> <th data-bbox="384 434 611 573"> If the assessment is a... </th> <th data-bbox="616 434 1420 573"> Then... </th> </tr> </thead> <tbody> <tr> <td data-bbox="384 580 611 636"> State Test </td> <td data-bbox="616 580 1420 636"> the selected State Code reports. </td> </tr> <tr> <td data-bbox="384 642 611 920"> National Test </td> <td data-bbox="616 642 1420 920"> <ul style="list-style-type: none"> the selected National Code reports (SAT, IB, AP, ACT). if the test is <i>PSAT</i>, the value from Assessment > Test Set Up > Tests > Test Detail > Code reports. If the test is <i>ACCUPLACER</i>, ACCU reports. If the test is <i>COMPASS</i>, COMP reports. </td> </tr> </tbody> </table>		If the assessment is a...	Then...	State Test	the selected State Code reports.	National Test	<ul style="list-style-type: none"> the selected National Code reports (SAT, IB, AP, ACT). if the test is <i>PSAT</i>, the value from Assessment > Test Set Up > Tests > Test Detail > Code reports. If the test is <i>ACCUPLACER</i>, ACCU reports. If the test is <i>COMPASS</i>, COMP reports.
If the assessment is a...	Then...							
State Test	the selected State Code reports.							
National Test	<ul style="list-style-type: none"> the selected National Code reports (SAT, IB, AP, ACT). if the test is <i>PSAT</i>, the value from Assessment > Test Set Up > Tests > Test Detail > Code reports. If the test is <i>ACCUPLACER</i>, ACCU reports. If the test is <i>COMPASS</i>, COMP reports. 							
Item Description Code	<p>the description of the selected Subject.</p>							
Standard Achieved Code	<p>the student's result code for the assessment. If there is not a result code for the assessment, this element reports blank.</p> <table border="1" data-bbox="384 1375 1420 2029"> <thead> <tr> <th data-bbox="384 1375 762 1442"> If the State Code is... </th> <th data-bbox="767 1375 1420 1442"> Reports... </th> </tr> </thead> <tbody> <tr> <td data-bbox="384 1449 762 1910"> Early Childhood AND the Subject code/description selected is Behavior Exit, Language Acquisition Exit, OR Social Emotional Exit </td> <td data-bbox="767 1449 1420 1910"> <ul style="list-style-type: none"> A - Did not improve functioning B - Improved functioning, but not sufficient to move nearer to functioning comparable to same-aged peers C - Improved functioning to a level nearer to same-aged peers and acquired new skills, but did not reach it D - Improved functioning to a level comparable to same-age peers E - Maintained functioning at a level comparable to same-aged peers </td> </tr> <tr> <td data-bbox="384 1917 762 2029"> DDA </td> <td data-bbox="767 1917 1420 2029"> <ul style="list-style-type: none"> Y - SLD Eligible N - SLD Not Eligible </td> </tr> </tbody> </table>		If the State Code is...	Reports...	Early Childhood AND the Subject code/description selected is Behavior Exit, Language Acquisition Exit, OR Social Emotional Exit	<ul style="list-style-type: none"> A - Did not improve functioning B - Improved functioning, but not sufficient to move nearer to functioning comparable to same-aged peers C - Improved functioning to a level nearer to same-aged peers and acquired new skills, but did not reach it D - Improved functioning to a level comparable to same-age peers E - Maintained functioning at a level comparable to same-aged peers 	DDA	<ul style="list-style-type: none"> Y - SLD Eligible N - SLD Not Eligible
If the State Code is...	Reports...							
Early Childhood AND the Subject code/description selected is Behavior Exit, Language Acquisition Exit, OR Social Emotional Exit	<ul style="list-style-type: none"> A - Did not improve functioning B - Improved functioning, but not sufficient to move nearer to functioning comparable to same-aged peers C - Improved functioning to a level nearer to same-aged peers and acquired new skills, but did not reach it D - Improved functioning to a level comparable to same-age peers E - Maintained functioning at a level comparable to same-aged peers 							
DDA	<ul style="list-style-type: none"> Y - SLD Eligible N - SLD Not Eligible 							

Assessment Fact Template Field	Reports State Code is...	Reports...
	TITLE1D_RLA or TITLE1D_MATH and the Subject code/description selected is PRE	<ul style="list-style-type: none"> • BLGR - Long-term students who tested below grade level • ATGR - Long-term students who tested at grade level • PHGR - Long-term students who tested ½ grade level above • P1GR - Long-term students who tested ½ up to one full grade level above • M1GR - Long-term students who tested with more than one full grade level above
	LUS	<ul style="list-style-type: none"> • 0 - A "No" response to questions 1-7 of the NM Language Usage Survey. Student is Initial Fluent English Proficient (IFEP) • 1 - A "Yes" response to one or more questions 1-7 of the NM Language Usage Survey. Administer English language proficiency screener (W-APT or WIDA Screener) to determine English language proficiency classification.
	NMELPAPT or WAPT	<ul style="list-style-type: none"> • 0 - Initial Fluent English Proficient (IFEP) • 1 - Classified as English Learner (EL)

Assessment Fact Template Field	Reports...																					
Scoring Model Code	<p>Reports the Scoring Model Code if it is selected on the Test Detail; otherwise, this element reports blank.</p> <p>If using single-digit codes, the following values report based on the selected code.</p> <table border="1" data-bbox="384 548 991 987"> <thead> <tr> <th>Code</th> <th>Description</th> <th>Reports</th> </tr> </thead> <tbody> <tr> <td>B</td> <td>Brigance</td> <td>BRIG</td> </tr> <tr> <td>C</td> <td>Creative Curriculum</td> <td>CC</td> </tr> <tr> <td>W</td> <td>Work Sampling</td> <td>WORK</td> </tr> <tr> <td>P</td> <td>Petition to NMPED</td> <td>PETITION</td> </tr> <tr> <td>D</td> <td>Dual Discrepancy Model</td> <td>DLSC</td> </tr> <tr> <td>N</td> <td>NM PreK Observational</td> <td>NMPKO</td> </tr> </tbody> </table>	Code	Description	Reports	B	Brigance	BRIG	C	Creative Curriculum	CC	W	Work Sampling	WORK	P	Petition to NMPED	PETITION	D	Dual Discrepancy Model	DLSC	N	NM PreK Observational	NMPKO
Code	Description	Reports																				
B	Brigance	BRIG																				
C	Creative Curriculum	CC																				
W	Work Sampling	WORK																				
P	Petition to NMPED	PETITION																				
D	Dual Discrepancy Model	DLSC																				
N	NM PreK Observational	NMPKO																				