

Error Log (Ed-Fi)

Last Modified on 04/01/2026 1:27 pm CDT

Tool Search: Error Log

The Ed-Fi Error Log displays errors for Ed-Fi records that failed due to a Campus Error or an Ed-Fi error. Users can use this log to help identify potential errors in data setup or bugs in the Ed-Fi code.

Error Log ☆
Reporting > Ed-Fi > Error Log
Related Tools ^

Filter +

Resource/Table Error Type Person School Configuration Details

<input type="checkbox"/>	Resource Name / Campus Table Name	Count ↓
▼ Resource Name		
<input type="checkbox"/>	Student Section Associations	31
<input type="checkbox"/>	Student School Attendance Events	1

Archive Selected Entries ▼
Retry Selected Entries ▼
Export to CSV

Ed-Fi Error Log

- Read** - View the Error Log.
- Write** - Archive or retry error log entries.
- Add** - Provides no function for this tool.
- Delete** - Provides no function for this tool.

For more information about Tool Rights and how they function, see the [Tool Rights article](#).

Prerequisites

- Ed-Fi functionality must be enabled via the [Enable Ed-Fi System Preferences tool](#).
- In order to properly use Ed-Fi tools, proper values must be established within the [Ed-Fi Config tool](#). This ensures Campus is communicating with Ed-Fi and successfully sending data to their servers.
- All data set up must be completed for data to send.

Filter Error Log Entries

The Filter option in the Ed-Fi Error Log allows users to filter errors by Resource/Table Name, Error Type, Configuration, School, Calendar, Course, and/or Name. Only errors matching the filter criteria will display.

Error Log ☆ Reporting > Ed-Fi > Error Log

Related Tools ^

Filter

Search x Reset

Resource/Table Error Type

Configuration School

Calendar Course

Name

Resource/Table | Error Type | Person | School | Configuration | Details

<input type="checkbox"/>	Resource Name / Campus Table Name	Count ↓
▼ Resource Name		
<input type="checkbox"/>	Student Section Associations	31
<input type="checkbox"/>	Student School Attendance Events	1

Archive Selected Entries ▼ | Retry Selected Entries ▼ | Export to CSV

Error Log Filters

Reviewing Error Log Entries

Summaries of Error Log entries can be viewed by Resource/Table, Error Type, Person, School, Configuration, and Details. Details of a specific error can be viewed by clicking on the Error Log entry.

Error Log ☆ Reporting > Ed-Fi > Error Log

Related Tools ^

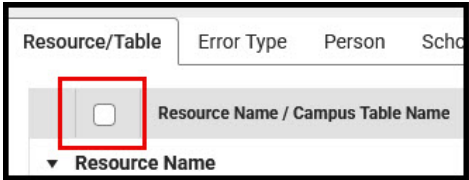
Filter +

Resource/Table Error Type Person School Configuration Details

<input type="checkbox"/>	Resource Name / Campus Table Name	Count ↓
▼ Resource Name		
<input type="checkbox"/>	Student Section Associations	31
<input type="checkbox"/>	Student School Attendance Events	1

Archive Selected Entries ▼ Retry Selected Entries ▼ Export to CSV

Error Log Summaries

Summary	Description
Resource/Table	Lists the resource/Campus table in which the error occurred and number of errors per resource/table.
Error Type	Lists the error type, resource in which the error occurred, and number of errors per error type.
Person	Lists the person's name, person ID, and number of errors for each person.
School	Lists the school name in which the error occurred and the number of errors per school.
Configuration	Lists the Ed-Fi configuration in which the error occurred and the number of errors for each configuration.
Details	Lists specific details about each error, including: Error ID, Timestamp, Data Source, Name, Resource Name, Error Message, Configuration, Campus Table Name, Old Data, New Data, and Action.
Select All	<p>The Select All checkbox displays at the top of the Error Log table and can be used to select all entries on the current page.</p> 

Review Error Log Entries by Resource/ Campus Table

The Resource/Table view allows users to review errors by resource and Campus table. This view lists the number of errors per resource and Campus table. Details of an error can be viewed by clicking on the Error Log entry.

Error Log ☆ Reporting > Ed-Fi > Error Log
Related Tools ^

Filter +

Resource/Table | Error Type | Person | School | Configuration | Details

<input type="checkbox"/>	Resource Name / Campus Table Name	Count ↓
▼ Resource Name		
<input type="checkbox"/>	Student Section Associations	75
<input type="checkbox"/>	Student School Food Service Program Associations	3
<input type="checkbox"/>	Staff Section Associations	2
<input type="checkbox"/>	Course Transcripts	1
▼ Campus Table Name		
<input type="checkbox"/>	Roster	2

Error Log - Resource/Campus Table

Review Error Log Entries by Error Type

The Error Type view allows users to review errors by the type of error that occurred. This view also lists the resource in which the error occurred and the number of errors for each type. Details of an error can be viewed by clicking on the Error Log entry.

Error Log ☆ Reporting > Ed-Fi > Error Log
Related Tools ^

Filter +

Resource/Table | **Error Type** | Person | School | Configuration | Details

<input type="checkbox"/>	Error Type	Resource	Count ↓
<input type="checkbox"/>	Referenced sections resource could not be found. Resync sections and try again.	Student Section Associations	31
<input type="checkbox"/>	Referenced sessions resource could not be found. Resync sessions and try again.	Student School Attendance Events	1

Error Log - Error Type

Review Error Log Entries by Person

The Person view allows users to review errors by person name. This view also lists the personID and the number of errors for each person. Details of an error can be viewed by clicking on the Error Log entry.

<input type="checkbox"/>	Name (personID)	Count ↓
<input type="checkbox"/>	[blurred]	2
<input type="checkbox"/>	[blurred]	1
<input type="checkbox"/>	[blurred]	1
<input type="checkbox"/>	[blurred]	1
<input type="checkbox"/>	[blurred]	1

Error Log - Person

Review Error Log Entries by School

The School view allows users to review errors by school. This view also lists the number of errors for each school. Details of an error can be viewed by clicking on the Error Log entry.

<input type="checkbox"/>	School Name	Count ↓
<input type="checkbox"/>	Willis Junior High School	31
<input type="checkbox"/>	Hamilton High School	1

Error Log - School

Review Error Log Entries by Configuration

The Configuration view allows users to review errors by the Ed-Fi configuration in which the error occurred. The number of errors for each configuration is also listed in this view. Details of an error can be viewed by clicking on the Error Log entry.

Error Log ☆ Reporting > Ed-Fi > Error Log
Related Tools ^

Filter +

Resource/Table Error Type Person School **Configuration** Details

<input type="checkbox"/>	Configuration	Count ↓
<input type="checkbox"/>	2025-2026 EdFi Configuration	32

Archive Selected Entries Retry Selected Entries Export to CSV

Error Log - Configuration View

Review Details of Error Log Entries

The Details view lists specific details about each error, including: Error ID, Timestamp, Data Source, Name, Resource Name, Error Message, Configuration, Campus Table Name, Old Data, New Data, and Action.

Error Log ☆ Reporting > Ed-Fi > Error Log
Related Tools ^

Filter +

Resource/Table Error Type Person School Configuration **Details**

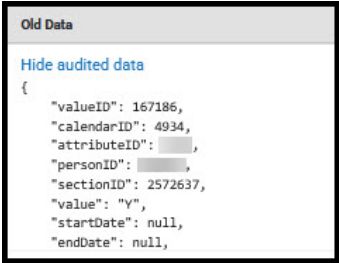
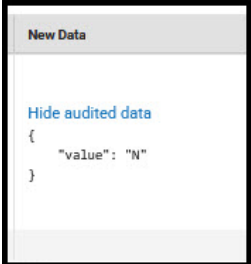
<input type="checkbox"/>	Error ID	Timestamp	Data Source	Name	Resource Name	Error Message	Configuration	Campus Table Name	Old Data	New Data	Action
<input type="checkbox"/>	1055	1/30/26, 9:19 AM	Willis Junior High School 2026 - WJHS - REGULAR SCI710 GIFTED SCIENCE 7 Section # 1 Aveyard, Elle (409887) 167786 Willis Junior High School	[REDACTED]	Student Section Associations	Referenced sections resource could not be found. Resync sections and try again.	2025-2026 EdFi Configuration	SectionStudentDetailVa...	Show audited data	Show audited data	U

1 - 32 of 32 items

Archive Selected Entries Retry Selected Entries Export to CSV

Review Error Details

Field	Description
Error ID	Displays the Error ID for the record.
Timestamp	Displays the Date and Time the error occurred.
Data Source	Displays additional data about the record to know the data source of the error.
Name	Displays the name of the record that can be used in the Search tool.
Resource Name	Displays the name of the resource name that triggered the record to send to Ed-Fi.

Field	Description
Error Message	<p>Displays the error message that was generated when the record failed.</p> <ol style="list-style-type: none"> 1. If Ed-Fi rejected the record, it will return an error message that states "Error code return from Ed-Fi.....". It also returns the Json that was rejected. 2. If the error message does not say "Error code return from Ed-Fi.....", this means it is a Campus error and does not display the Json. The Json does not get created until after it passes through Campus.
Configuration	Displays the name of the configuration from which the error was generated.
Campus Table Name	Displays the name of the Campus table that triggered the record to send to Ed-Fi.
Old Data	<p>Displays the data in the Campus table prior to the changes that triggered the record to be sent to Ed-Fi.</p> <p>Users can toggle the "Show/Hide audited data".</p> 
New Data	<p>Displays the data in the Campus table that changed to trigger the record to be sent to Ed-Fi.</p> <p>Users can toggle the "Show/Hide audited data".</p> 
Action	Displays the action of the record: Insert (I), Update (U), Resync (R), or Delete (D).

Archive Entries

Users can also archive Error Log entries by selecting an Archive option. Once an error is archived, it will no longer appear in the Error Log, however, it will remain in the database.

Error Log ☆ Reporting > Ed-Fi > Error Log
Related Tools ^

Filter +

Resource/Table Error Type Person School Configuration Details

<input type="checkbox"/>	Resource Name / Campus Table Name	Count ↓
▼ Resource Name		
<input type="checkbox"/>	Student Section Associations	31
<input type="checkbox"/>	Student School Attendance Events	1

Archive Filtered Entries

Archive All Entries

Archive Selected Entries ▼

▼

Archive Entries

Archive Option	Description
Archive Selected Entries	Only the selected (checkbox marked) entries are archived.
Archive All Entries	All errors are archived.
Archive Filtered Entries	Only the errors that are displayed using the filter option are archived.

Retry Entries

Users can retry errors by selecting an individual, group or to retry all error messages. When errors are triggers to retry, the Error Log sends the selected messages back to the Event Queue to reprocess. When a record is resent to process, it will be issued a new Error Log id if it errors again.

Reporting > Ed-Fi > Error Log
Related Tools ^

Error Log ☆

Filter +

Resource/Table
Error Type
Person
School
Configuration
Details

<input type="checkbox"/>	Resource Name / Campus Table Name	Count ↓
▼ Resource Name		
<input type="checkbox"/>	Student Section Associations	31
<input type="checkbox"/>	Student School Attendance Events	1

Retry Errors

Retry Option	Description
Retry Selected Entries	Only the selected (checkbox marked) entries are retried.
Retry All Entries	All errors are retried.
Retry Filtered Entries	Only the errors that are displayed using the filter option are retried.

Export the Error Log

The Error Log Export allows you to generate a report in CSV format listing all errors which occurred in the specific school year, school(s), and Campus tables / Resources. The report exports based on the filter options selected. If an error cannot be associated to a specific school or scope year, it will appear on the report with 'Unknown' listed as the School Name. These records only report when 'All Schools' is selected in the Report Options. The Columns in the report only display for the tables that are selected in the report options and only if there is an associated error with that table. If an error entry can be associated with more than one school, a record will appear for each of the schools selected in the report editor.

Users can only access schools for which they have calendar rights assigned.

Error Log ☆ Reporting > Ed-Fi > Error Log
Related Tools ^

Filter +

Resource/Table | Error Type | Person | School | Configuration | Details

<input type="checkbox"/>	Resource Name / Campus Table Name	Count ↓
▼ Resource Name		
<input type="checkbox"/>	Student Section Associations	31
<input type="checkbox"/>	Student School Attendance Events	1

Error Log Export

CSV Report Data

The CSV will display the following data.

▶ [Click here to expand...](#)

The column names in **BOLD** always report regardless of error type or Campus table. The items not in bold only report if the data is available based on Ed-Fi resource type and Campus tables being reported.

Column Name	Business Requirement	Data Source GUI Path
Error ID	Displays the Error ID for the record being Displayed.	EdFiErrorLog.errorID
School Name	Displays the name of the school the record is associated with.	school.name
Calendar Name	Displays the name of the Calendar the record is associated with.	calendar.name
Ed-Fi ID	Displays the Ed-Fi ID of the person the error is associated with.	person.edFiID
State ID	Displays the Student or Staff State ID of the person the error is associated with.	person.stateID
Person ID	Displays the Person ID of the person the error is associated with.	person.personID
First Name	Displays the First Name of the person the error is associated with.	identity.firstname
Last Name	Displays the Last Name of the person the error is associated with.	identity.lastname

Column Name	Business Requirement	Data Source GUI Path
Course Number	Displays the Course Number the error is associated with.	course.number
Course Name	Displays the Course Name the error is associated with.	course.name
Section Number	Displays the Section Number the error is associated with.	section.number
Date	<ol style="list-style-type: none"> 1. If the table being reported has a date column it reports that date. 2. If the table has start & end date/ the start date report. 3. Does not report date from Custom table for non dated attributes. 	
Grading Task Name	Displays the name of the Grading Task the error is associated.	gradingtask.name
Term Name	Displays the name of the Term the error is associated.	term.name
Name	<ol style="list-style-type: none"> 1. Displays the Attribute Display name if it is associated with a Campus Attribute. 2. LEP & Program report from the LEP Service Type name or Program Name. 3. Else, reports the name column from the table reported. 	
Action	Displays the action of the record: Insert, Update or Delete.	EdFiErrorLog.actionType
Campus Table	Displays the name of the Campus table that triggered the record to send to Ed-Fi.	EdFiErrorLog.campusTableName
Primary Key	Shows the primary key for the record being reported.	
Error Message	Displays the error message that was generated when the record failed.	EdFiErrorLog.errorMessage EdFiErrorLog.edfijson

Campus Table	Columns in CSV	Comments
Attendance	Error ID Error Timestamp School Name Calendar Name Ed-Fi ID State ID Person ID First Name Last Name Date Action Campus Table Primary Key Error Message	

Campus Table	Columns in CSV	Comments
Attendance Unit	Error ID Error Timestamp School Name Calendar Name Ed-Fi ID State ID Person ID First Name Last Name Date Action Campus Table Primary Key Error Message	
Contact	Error ID Error Timestamp School Name Ed-Fi ID State ID Person ID First Name Last Name Action Campus Table Primary Key Error Message	
Course	Error ID Error Timestamp School Name Calendar Name Course Number Course Name Action Campus Table Primary Key Error Message	
Custom Course	Error ID Error Timestamp School Name Calendar Name Course Number Course Name Name Action Campus Table Primary Key Error Message	Name: This will display the Attribute Display Name.

Campus Table	Columns in CSV	Comments
Custom Section	Error ID Error Timestamp School Name Calendar Name Course Number Course Name Section Number Name Action Campus Table Primary Key Error Message	Name: This will display the Attribute Display Name.
Custom Student	Error ID Error Timestamp School Name Calendar Name Ed-Fi ID State ID Person ID First Name Last Name Name Action Campus Table Primary Key Error Message	Name: This will display the Attribute Display Name.
Day	Error ID Error Timestamp School Name Calendar Name Date Action Campus Table Primary Key Error Message	
DayEvent	Error ID Error Timestamp School Name Calendar Name Date Action Campus Table Primary Key Error Message	If a day has multiple events, they are aggregated into 1 record. We cannot narrow down to what event caused the error so all events must be reviewed to resolve any errors.

Campus Table	Columns in CSV	Comments
EdFi Grading Period	Error ID Error Timestamp School Name Calendar Name Grading Task Name Term Name Action Campus Table Primary Key Error Message	
Employment	Error ID Error Timestamp School Name Ed-Fi ID State ID Person ID First Name Last Name Action Campus Table Primary Key Error Message	A record will report for each school the Staff has a District Assignment in the School Year being reported. The Assignment end date must be NULL or On/After 7/1/xxxx and start date must be On or Before 6/30xxxx.
Employment Assignment	Error ID Error Timestamp School Name Ed-Fi ID State ID Person ID First Name Last Name Action Campus Table Primary Key Error Message	The Assignment end date must be NULL or On/After 7/1/xxxx and start date must be On or Before 6/30xxxx.
Employment Credential	Error ID Error Timestamp School Name Ed-Fi ID State ID Person ID First Name Last Name Action Campus Table Primary Key Error Message	A record will report for each school the Staff has a District Assignment in the School Year being reported. The Assignment end date must be NULL or On/After 7/1/xxxx and start date must be On or Before 6/30xxxx.

Campus Table	Columns in CSV	Comments
Enrollment	Error ID Error Timestamp School Name Calendar Name Ed-Fi ID State ID Person ID First Name Last Name Date Action Campus Table Primary Key Error Message	The date will post from the Enrollment Start date.
EnrollmentAZ	Error ID Error Timestamp School Name Calendar Name Ed-Fi ID State ID Person ID First Name Last Name Date Action Campus Table Primary Key Error Message	The date will post from the Enrollment Start date.
Evaluation	Error ID Error Timestamp School Name Calendar Name Ed-Fi ID State ID Person ID First Name Last Name Date Action Campus Table Primary Key Error Message	The date will post from the Evaluation Date.

Campus Table	Columns in CSV	Comments
Grading Score	Error ID Error Timestamp School Name Calendar Name Course Number Course Name Section Number Grading Task Name Term Name Ed-Fi ID State ID Person ID First Name Last Name Action Campus Table Primary Key Error Message	
Grading Task Credit	Error ID Error Timestamp School Name Calendar Name Course Number Course Name Grading Task Name Action Campus Table Primary Key Error Message	
Household Location	Error ID Error Timestamp Ed-Fi ID Action Campus Table Primary Key Error Message	
Household Member	Error ID Error Timestamp School Name Ed-Fi ID State ID Person ID First Name Last Name Action Campus Table Primary Key Error Message	

Campus Table	Columns in CSV	Comments
Identity	Error ID Error Timestamp School Name Ed-Fi ID State ID Person ID First Name Last Name Action Campus Table Primary Key Error Message	
Identity Race Ethnicity	Error ID Error Timestamp School Name Ed-Fi ID State ID Person ID First Name Last Name Action Campus Table Primary Key Error Message	
LEP	Error ID Error Timestamp School Name Calendar Name Ed-Fi ID State ID Person ID First Name Last Name Action Campus Table Primary Key Error Message	
LEP Service	Error ID Error Timestamp School Name Calendar Name Ed-Fi ID State ID Person ID First Name Last Name Name Action Campus Table Primary Key Error Message	Name: This will display the LEP Service Type Name.

Campus Table	Columns in CSV	Comments
Period	Error ID Error Timestamp School Name Calendar Name Name Action Campus Table Primary Key Error Message	Name: Reports the Name of the Period
Period Schedule	Error ID Error Timestamp School Name Calendar Name Name Action Campus Table Primary Key Error Message	Name: Reports the Name of the Period Schedule.
Person	Error ID Error Timestamp School Name Calendar Name Ed-Fi ID State ID Person ID First Name Last Name Action Campus Table Primary Key Error Message	<p>Students:</p> <ol style="list-style-type: none"> 1. Reports the error if the person has an enrollment in Year and School selected in the report options. <p>Staff:</p> <ol style="list-style-type: none"> 1. Reports the error if the person has an active district assignment in the Year and School selected in the report options. <ol style="list-style-type: none"> 1. Calendar Name will be blank. <p>Parents:</p> <ol style="list-style-type: none"> 1. Reports the error if the person is the Guardian of a Student in the year and school provided. <p>Note: If a person has an error and does not meet any of the groups above, the record will only report when the All Schools option is selected.</p>
Plan	Error ID Error Timestamp School Name Calendar Name Ed-Fi ID State ID Person ID First Name Last Name Action Campus Table Primary Key Error Message	

Campus Table	Columns in CSV	Comments
Plan State	Error ID Error Timestamp School Name Calendar Name Ed-Fi ID State ID Person ID First Name Last Name Action Campus Table Primary Key Error Message	
POS Eligibility	Error ID Error Timestamp School Name Calendar Name Ed-Fi ID State ID Person ID First Name Last Name Action Campus Table Primary Key Error Message	
Program Participation	Error ID Error Timestamp School Name Calendar Name Ed-Fi ID State ID Person ID First Name Last Name Date Name Action Campus Table Primary Key Error Message	Name: Reports the Program Name.

Campus Table	Columns in CSV	Comments
Related Pair	Error ID Error Timestamp School Name Ed-Fi ID State ID Person ID First Name Last Name Action Campus Table Primary Key Error Message	This table shows the relationship between two people. Displays the Student information if available. Primary Key field will be NULL for this table.
Room	Error ID Error Timestamp School Name Name Action Campus Table Primary Key Error Message	Name: Reports the Room Name. This will report any error regardless of the year selected.
Roster	Error ID Error Timestamp School Name Calendar Name Course Number Course Name Section Number Ed-Fi ID State ID Person ID First Name Last Name Action Campus Table Primary Key Error Message	
Section	Error ID Error Timestamp School Name Calendar Name Course Number Course Name Section Number Action Campus Table Primary Key Error Message	

Campus Table	Columns in CSV	Comments
Section Placement	Error ID Error Timestamp School Name Calendar Name Term Name Course Number Course Name Section Number Action Campus Table Primary Key Error Message	Primary Key field will be NULL for this table.
Section Staff History	Error ID Error Timestamp School Name Calendar Name Course Number Course Name Section Number Ed-Fi ID State ID Person ID First Name Last Name Action Campus Table Primary Key Error Message	
Term	Error ID Error Timestamp School Name Calendar Name Date Term Name Name Action Campus Table Primary Key Error Message	Term Name and Name: Both fields will report the Term Name. We have the Term Name column to reference other tables that use the Term Data but the Name field will also show the Term Name for this table.
Term Schedule	Error ID Error Timestamp School Name Calendar Name Name Action Campus Table Primary Key Error Message	Name: Reports the Term Schedule Name.

Campus Table	Columns in CSV	Comments
Transcript Course	Error ID Error Timestamp School Name Calendar Name Course Number Course Name Section Number Ed-Fi ID State ID Person ID First Name Last Name Action Campus Table Primary Key Error Message	
Transcript Credit	Error ID Error Timestamp School Name Calendar Name Course Number Course Name Section Number Ed-Fi ID State ID Person ID First Name Last Name Action Campus Table Primary Key Error Message	
User Account	Error ID Error Timestamp School Name Ed-Fi ID State ID Person ID First Name Last Name Action Campus Table Primary Key Error Message	
User Group	Error ID Error Timestamp School Name Action Campus Table Primary Key Error Message	

Campus Table	Columns in CSV	Comments
User Group Member	Error ID Error Timestamp School Name Group Name Ed-Fi ID State ID Person ID First Name Last Name Action Campus Table Primary Key Error Message	
Course Offering	Error ID Error Timestamp School Name Calendar Name Course Number Course Name Action Campus Table Primary Key Error Message	This would only occur when a Course Offering is trying to be deleted and fails.
Positive Attendance Day On Demand	Error ID Error Timestamp Date Action Campus Table Primary Key Error Message	This is the Non-AOI positive attendance call run at night. These errors will only appear if "All Schools" is selected.
Positive Attendance Record On Demand	Error ID Error Timestamp School Name Calendar Name Term Name Ed-Fi ID State ID Person ID First Name Last Name Date Action Campus Table Primary Key Error Message	This is the Non-AOI positive attendance call run at night.

Error Summary

▶ [Click here to expand...](#)

Error Code	Error Message	Possible Cause	Possible Resolution
Campus Error	No transformation configuration found for table: campusTableName	This is an error that occurred before the record made it to the ODS which usually indicates a problem in Campus.	1. Contact Support as soon as possible so Log files can be pulled to review the error.
Campus Error	Referenced "resourceName" resource could not be found. Resync "resourceName" and try again.	This is an error that occurred before the record made it to the ODS. This error means that resource that failed has a reference to another reference that is not in the ODS. The referenced resource must be in the ODS before this resource can send.	1. Resync the referenced resource. 2. Verify the record landed in the ODS. 3. Retry the failed record.
Campus Error	The Ed-Fi Resource ID 51cd9f0d3f2c4e08adb2fb31da72d64d does not match the End Year selected to be deleted, but a match was found for this ID associated with the 17-18 School Year. To delete this Ed-Fi Resource ID, please select the correct School Year in the Delete Tool to try again.	This error occurs when a resource ID was entered in the Delete tool and it does not match with the end year that is selected in the delete tool.	1. Select the correct end year the Resource ID belongs to. 2. Retry the Delete.
Campus Error	The Ed-Fi Resource ID ec2115e9f4de486bac5dea0781da2928 does not match the Resource selected to be deleted, but a match was found for this ID associated with the "resourceName" Resource. To delete this Ed-Fi Resource ID, please select the "resourceName" Resource in the Delete Tool to try again.	This error occurs when a resource ID was entered in the Delete tool and it does not match the Resource that is selected in the delete tool.	1. Select the correct Resource the Resource ID belongs to. 2. Retry the Delete.
Campus Error	Unable to create StaffSectionAssociation in Ed-Fi: The associated section doesn't exist in Ed-Fi. Push the section up to Ed-Fi and retry the transaction.	The Staff and Staff Education Organization Association records are not in the ODS .	1. Do a resync on the Staff and Staff Education Organization Association resources for that Student. 2. Verify the resources landed in the ODS. 3. Retry the failed resource.

Error Code	Error Message	Possible Cause	Possible Resolution
Campus Error	Could not identify valid term type for transcript record	This is a Campus error and the record failed before it was sent to the ODS. All Transcript records required a Term Descriptor reference.	1. See the Course Transcript documentation in the Campus Community for proper setup on manually added transcript records.
Campus Error	Ed-Fi Transcript Term Override field must not be null.	This is a Campus error and the record failed before it was sent to the ODS. All Transcript records required a Term Descriptor reference.	1. See the Course Transcript documentation in the Campus Community for proper setup on manually added transcript records.
Campus Error	Referenced courseOfferings resource could not be found. Resync courseOfferings and try again.	This a Campus error and the record failed before it was sent to the ODS. We look to make sure the Course Offering reference is in the Ed-Fi Identity Mapping table before we send the record.	<ol style="list-style-type: none"> 1. Do a resync on the referenced resource that is missing. 2. Make sure the record landed in the ODS. 3. Retry the failed record.
Campus Error	Referenced disciplineIncidents resource could not be found. Resync disciplineIncidents and try again.	This a Campus error and the record failed before it was sent to the ODS. We look to make sure the Discipline Incident reference is in the Ed-Fi Identity Mapping table before we send the record.	<ol style="list-style-type: none"> 1. Do a resync on the referenced resource that is missing. 2. Make sure the record landed in the ODS. 3. Retry the failed record.

Error Code	Error Message	Possible Cause	Possible Resolution
Campus Error	Referenced gradingPeriods resource could not be found. Resync gradingPeriods and try again.	This a Campus error and the record failed before it was sent to the ODS. We look to make sure the Grading Periods reference is in the Ed-Fi Identity Mapping table before we send the record.	<ol style="list-style-type: none"> 1. Do a resync on the referenced resource that is missing. 2. Make sure the record landed in the ODS 3. Retry the failed record.
Campus Error	Referenced sections resource could not be found. Resync sections and try again.	This a Campus error and the record failed before it was sent to the ODS. We look to make sure the Section reference is in the Ed-Fi Identity Mapping table before we send the record.	<ol style="list-style-type: none"> 1. Do a resync on the referenced resource that is missing. 2. Make sure the record landed in the ODS. 3. Retry the failed record.
Campus Error	Referenced sessions resource could not be found. Resync sessions and try again.	This a Campus error and the record failed before it was sent to the ODS. We look to make sure the Sessions reference is in the Ed-Fi Identity Mapping table before we send the record.	<ol style="list-style-type: none"> 1. Do a resync on the referenced resource that is missing. 2. Make sure the record landed in the ODS. 3. Retry the failed record.
Campus Error	Referenced studentAcademicRecords resource could not be found. Resync studentAcademicRecords and try again.	This a Campus error and the record failed before it was sent to the ODS. We look to make sure the Student Academic Record reference is in the Ed-Fi Identity Mapping table before we send the record.	<ol style="list-style-type: none"> 1. Do a resync on the referenced resource that is missing. 2. Make sure the record landed in the ODS. 3. Retry the failed record.

Error Code	Error Message	Possible Cause	Possible Resolution
Campus Error	Student StudentID studentID1, 579635 does not have a Student Section Association record for the course 1GR Grades. This record must exist before Grades can be sent.	This a Campus error and the record failed before it was sent to the ODS. We look to make sure the Student Section Association reference is in the Ed-Fi Identity Mapping table before we send the record.	<ol style="list-style-type: none"> 1. Do a resync on the referenced resource that is missing. 2. Make sure the record landed in the ODS. 3. Retry the failed record.
Campus Error	Student's birth date is missing	The student's birth date is missing and is a required field in order for the record to send.	<ol style="list-style-type: none"> 1. Go to Demographics page in Campus and enter a Birth Date for the student. 2. Do a resync on the Student and Student School Association resources. 3. Verify the data landed in the ODS.
Error code return from Ed-Fi. 400:	[message:Validation of 'CourseOffering' failed. TermDescriptorId is required.].	The Term Descriptor is a required field in the Course Offering resource.	<ol style="list-style-type: none"> 1. Make sure the Terms the section placement of the Section occurs in is mapped in the Sessions resource. 2. Do a resync on Sessions and verify the Terms have a Sessions record in the ODS. 3. Resend the Course Offering record after the Session is confirmed.
Error code return from Ed-Fi. 400:	{message=Validation of 'resourceName' failed. StudentUniqueld is required. }.	The student does not have a Student or Student School Association record in the school that the record is being sent.	<ol style="list-style-type: none"> 1. Do a resync on the Student & Student School Association resources for that Student. 2. Verify the Student and Student School Associations resources sent. 3. Retry the failed record.

Error Code	Error Message	Possible Cause	Possible Resolution
Error code return from Ed-Fi. 400:	[message:Validation of 'StaffEducationOrganizationAssignmentAssociation' failed. Staff reference could not be resolved.].	The Staff record does not exist in the ODS so the Staff reference fails.	<ol style="list-style-type: none"> 1. Make sure the Staff person has an Ed-Fi ID. 2. Make sure the Staff person has all fields required for the Staff Education Organization Assignment Association resource to send either on the staff persons District Employment or District Assignment tabs.
Error code return from Ed-Fi. 400:	[message:Validation of 'Student' failed. The supplied Uniqueid value '29536345' was not resolved.].	This error will occur in systems that use a Student Locator system. Student has an Ed-Fi ID that is not recognized in the ODS.	<ol style="list-style-type: none"> 1. Remove the incorrect Ed-Fi ID and perform a new search for that student. 2. Either create a new student record or select a student match in the locator.
Error code return from Ed-Fi. 400:	[message:Validation of 'resourceName' failed. 'fieldNameDescriptorId is required.].	Descriptors are sometimes part of the Natural Key or Required in order for a resource to send. This error means a Descriptor is not mapped in Resource Preferences or the proper data setup is not complete in Campus to send the data.	<ol style="list-style-type: none"> 1. Go to the Resource Preferences for the failed resource and verify the Descriptors are mapped for the field it was missing for. If it not mapped, map the descriptor and retry the failed record. 2. If the Descriptor is mapped in Resource Preferences find the location of the data source for the field and verify it is set correctly in Campus in order for the record to send. If the data was not sent, a new record will send to the ODS once you hit save. You can then verify if the record landed in the ODS.

Error Code	Error Message	Possible Cause	Possible Resolution
Error code return from Ed-Fi. 400:	{message=Value for 'StudentUniqueld' was not safe for SQL execution. Valid values must only consist of letters, numbers and hyphens.}.	The student's Ed-Fi ID contains invalid characters.	<ol style="list-style-type: none"> 1. Go to Census>People>Demographics and assign the students valid Ed-Fi ID. 2. This will automatically trigger a resync on all valid records to be sent for the student. 3. Verify data landed in the ODS.
Error code return from Ed-Fi. 400:	{message=Value for the auto-assigned identifier property 'StudentUSI' cannot be assigned by the client (value was '3035443'}.}	This error occurs in states where the Ed-Fi ID is generated by Ed-Fi. The ID that is assigned to the student is not valid.	<ol style="list-style-type: none"> 1. Find the proper Ed-Fi ID for the student and assign them the correct ID. 2. Issuing a new ID will trigger a resync for all resources for the student. 3. Verify student related data landed in the ODS.
Error code return from Ed-Fi. 403:	[message:Authorization denied. The claim does not have any established relationships with the requested resource.].	If a resource is not mentioned in the error, it typically means the School the record belongs to is not in the ODS.	<ol style="list-style-type: none"> 1. Do a resync on the Schools resource. 2. Verify the School lands in the ODS. 3. Retry the failed record.
Error code return from Ed-Fi. 403:	[message:Access to the resource item could not be authorized because the 'SchoolId' of the resource is empty.].	This occurs when the references School does not have a record in the ODS.	<ol style="list-style-type: none"> 1. Resync the referenced resource. 2. Verify the record landed in the ODS. 3. Retry the failed record.
Error code return from Ed-Fi. 403:	[message:Access to the resource item could not be authorized because the 'StaffUSI' of the resource is empty.].	When the record is person based (Attendance, Grades, Section Associations), it usually means the Staff record is not in the ODS so the records being sent for that person cannot send.	<ol style="list-style-type: none"> 1. Do a resync on the Staff resource along with the Staff Education Organization Assignment Association. 3. Verify the record successfully landed in the ODS. 4. Retry the failed record.

Error Code	Error Message	Possible Cause	Possible Resolution
Error code return from Ed-Fi. 403:	[message:Access to the resource item could not be authorized because the 'StudentUSI' of the resource is empty.].	When the record is person based (Attendance, Grades, Section Associations), it usually means the Student record is not in the ODS so the records being sent for that person cannot send.	<ol style="list-style-type: none"> 1. Do a resync on the Student resource along with the Student School Associations. 3. Verify the record successfully landed in the ODS. 4. Retry the failed record.
Error code return from Ed-Fi. 403:	[message:Authorization denied. Access to the requested 'SchoolId' was denied.].	This occurs when the references School does not have a record in the ODS.	<ol style="list-style-type: none"> 1. Resync the referenced resource. 2. Verify the record landed in the ODS. 3. Retry the failed record.
Error code return from Ed-Fi. 403:	[message:Authorization denied. The claims associated with an identifier of 'SchoolId' cannot be used to authorize a request associated with an identifier of 'LocalEducationAgencyId' .].	This occurs when the references School does not have a record in the ODS.	<ol style="list-style-type: none"> 1. Resync the referenced resource. 2. Verify the record landed in the ODS. 3. Retry the failed record.
Error code return from Ed-Fi. 403:	[message:Access to the resource item could not be authorized because the 'StudentUSI' of the resource is empty.].	The Student resource does not exist in the ODS.	<ol style="list-style-type: none"> 1. Verify the Student has an Ed-Fi ID. 2. Do a resync on the Student. 3. Verify the Student record successfully landed in the ODS. 4. Retry the failed record.
Error code return from Ed-Fi. 403:	[message:Authorization denied. Access to the requested 'Resource Name' was denied.].	The Resource referenced in the error does not exist in the ODS.	<ol style="list-style-type: none"> 1. Do a resync on the referenced resource. 2. Verify the referenced resource record successfully landed in the ODS. 3. Retry the failed record.

Error Code	Error Message	Possible Cause	Possible Resolution
Error code return from Ed-Fi. 403:	[message:Authorization denied. The claim does not have any established relationships with the requested resource.].	When the record is person based (Attendance, Grades, Section Associations), it usually means the Student, Staff or Parent record is not in the ODS so the records being sent for that person cannot send.	<ol style="list-style-type: none"> 1. Do a resync on the Student, Staff or Parent resources along with the Student School Associations, Staff Education Organization Assignment Association. or Student Parent Association resources. 2. Verify the record successfully landed in the ODS. 3. Retry the failed record.
Error code return from Ed-Fi. 403:	[message:Authorization denied. The claim does not have any established relationships with the requested resource.].	When the record is not Person based (Courses, Sections, Programs), it usually means the School the record is referencing is not in the ODS.	<ol style="list-style-type: none"> 1. Do a resync on the School resource. 2. Verify the record successfully landed in the ODS. 3. Retry the failed record.
Error code return from Ed-Fi. 404:	[message:Education Organization with an identifier of '7360' could not be found.].	This occurs when the LEA/District Number does not match the LEA/District Number in the ODS.	<ol style="list-style-type: none"> 1. This is usually a security error in the ODS where the LEA needs to be added with the proper claim to the records.

Error Code	Error Message	Possible Cause	Possible Resolution
Error code return from Ed-Fi. 409:	<p>[message:A natural key conflict occurred when attempting to create a new resource 'resourceName' with a duplicate key. The duplicated columns and values are [field names] (3fbf0f5b-4a54-457b-bc9d-026d3ba284f8, 5, 4192) This is likely caused by multiple resources with the same key in the same file. Exactly one of these resources was inserted.]</p>	<p>There is an orphaned record in the Identity Mapping table or the ODS that has the same Natural Key as the record being sent.</p>	<ol style="list-style-type: none"> 1. Find the record in the Identity Mapping table using the Ed-Fi Identity Mapping Report. 2. If the orphaned record is not in the Identity Mapping table use Swagger or other API tools to locate the record in the ODS. 3. Use the resource ID of that record to delete the record using the Delete Tool. 4. Retry the failed record. 5. If you cannot locate the orphaned record, contact Support.
Error code return from Ed-Fi. 409:	<p>[message:The value supplied for the related 'session' resource does not exist.]</p>	<p>The Session the course references does not exist in the ODS.</p>	<ol style="list-style-type: none"> 1. Go to the Sessions Resource Preferences for the School/Calendar/Term Schedule the attendance event occurs in. 2. Make sure the Terms are mapped to a Term Descriptor. 3. Complete a resync on the Sessions resource. 4. Verify the Sessions resource is in the ODS. 5. Retry the failed record.

Error Code	Error Message	Possible Cause	Possible Resolution
Error code return from Ed-Fi. 409:	{message=The value supplied for the related 'course' resource does not exist.}.	This usually occurs when Courses are loaded into the ODS by state DOEs or other owner of the ODS and the course you are sending does not exist in the ODS. The resource reference can be any course-related resource (course offerings, sections, etc).	<ol style="list-style-type: none"> 1. Verify the course you are sending has the proper State Course Number or other identifier used by your state that aligns Course in Campus to the ODS. 2. Resync the failed record.
Error code return from Ed-Fi. 409:	[message:The value supplied for the related 'resourceName' resource does not exist.].	The Resource referenced in the error does not exist in the ODS.	<ol style="list-style-type: none"> 1. Do a resync on the referenced resource. 2. Verify the referenced resource record successfully landed in the ODS. 3. Retry the failed record.
Error code return from Ed-Fi. 409:	[message:The value supplied for the related 'session' resource does not exist.].	The term the resource referenced is not mapped in the Sessions Resource Preferences or the sync of the Sessions Resource has failed.	<ol style="list-style-type: none"> 1. Go to the Sessions Resource Preferences for the School/Calendar/Term Schedule the attendance event occurs in. 2. Make sure the Terms are mapped to a Term Descriptor. 3. Complete a resync on the Sessions resource. 4. Verify the Sessions resource landed in the ODS. 5. Retry the failed record.
Error code return from Ed-Fi. 500:	[message:An error has occurred.].	500 errors are random and cannot trace the cause of the error.	<ol style="list-style-type: none"> 1. Verify there is a valid connection to the ODS. 2. Resync the record.

Error Code	Error Message	Possible Cause	Possible Resolution
Error code return from Ed-Fi. 500:	[message:An unexpected error occurred on the server.].	500 errors are random and cannot trace the cause of the error.	<ol style="list-style-type: none"> 1. Verify there is a valid connection to the ODS. 2. Resync the record.
Error code return from Ed-Fi. 500:	{message=An unexpected error occurred on the server.}.	500 errors are random and cannot trace the cause of the error.	<ol style="list-style-type: none"> 1. Verify there is a valid connection to the ODS. 2. Resync the record.
Error code return from Ed-Fi. 500:	[message:An error has occurred.].	500 errors are random and cannot trace the cause of the error.	<ol style="list-style-type: none"> 1. Verify there is a valid connection to the ODS. 2. Retry the failed record.
Error code return from Ed-Fi. 500:	[message:An unexpected error occurred on the server.].	500 errors are random and cannot trace the cause of the error.	<ol style="list-style-type: none"> 1. Verify there is a valid connection to the ODS. 2. Retry the failed record.
Error code returned from Ed-Fi. 403:	Failed to delete staffSectionAssociations resource. [message:Authorization denied. The claim does not have any established relationships with the requested resource.]	This usually indicates orphaned data in the ODS.	<ol style="list-style-type: none"> 1. Add a Staff Education Organization Assignment Association record to establish a claim for the staff member. 2. Use the Delete Tool to delete all data from the staff person. 3. Delete the Staff Education Organization Assignment Association record.
Error code returned from Ed-Fi. 404:	Failed to delete "resourceName" resource. {message=Resource to delete was not found.}	There is an orphaned record in the Identity Mapping table that is not in the ODS. A delete request is being sent and an error is returned because it does not exist in the ODS.	<ol style="list-style-type: none"> 1. Find the Resource ID for the record in the Ed-Fi Identity Mapping table. 2. Run a delete in the Delete Tool.

Error Code	Error Message	Possible Cause	Possible Resolution
Error code returned from Ed-Fi. 404:	Failed to delete "resourceName" resource. [message:Resource to delete was not found.]	There are records in the edfIdentityMapping table that are not in the ODS.	<ol style="list-style-type: none"> 1. Find the record in the Identity Mapping table using the Ed-Fi Identity Mapping Report. 2. Use the resource ID of that record to delete the record using the Delete Tool.
Error code returned from Ed-Fi. 409:	Failed to delete "resourceName" resource. [message:The resource (or a subordinate entity of the resource) cannot be deleted because it is a dependency of the 'resourceName' entity.]	This error occurs when the Delete tool is being used to delete a resource and there is dependent data of the resource that needs to be deleted prior to being able to delete it.	<ol style="list-style-type: none"> 1. Review the resource information in the Campus Community to determine dependent data. 2. Delete dependent data. 3. Delete the resource that was originally attempted.
Error code returned from Ed-Fi. 500:	Failed to delete sections resource. {message=An unexpected error occurred on the server.}	500 errors are random and cannot trace the cause of the error.	<ol style="list-style-type: none"> 1. Verify there is a valid connection to the ODS. 2. Resync the record.
Campus Error	The School ID being sent is non-numeric. Enter a numeric Ed-Fi School Number or State School Number on the Schools editor to correct this issue.	Ed-Fi ODS does not accept alpha characters as a school number.	<ol style="list-style-type: none"> 1. Use the Ed-Fi School Number field on the School Editor to create a numeric school number if your State School Number is alpha-numeric.
Campus Error	Unable to create Section in Ed-Fi:No room is assigned to the section. Add a location and retry the transaction.	This error only occurs in Ed-Fi version 2.0 as room number is required for sections to send.	<ol style="list-style-type: none"> 1. Add a room number to the section that is failing. 2. This will trigger a new record in Ed-Fi, verify record landed in the ODS.

Error Code	Error Message	Possible Cause	Possible Resolution
Could not find dailyAttendance for personID: 9430			
Could not identify grade level for student			
Could not identify kindergarten code for this grade level			
Could not identify valid term descriptor for graduation record			
Error code return from Ed-Fi. 400:	[message:Validation of 'Staff' failed. The supplied UniqueId value '99' was not resolved.].		
Error code return from Ed-Fi. 400:	{message=Validation of 'StudentSchoolAttendanceEvent' failed. Index was outside the bounds of the array. }.		
Error code return from Ed-Fi. 400:	[message:Validation of 'Track' failed. NumberOfInstructionalDaysInWeekDescriptorId is required.].		
Error code return from Ed-Fi. 400:	[message:Validation of 'Track' failed. TrackNumberDescriptorId is required. BeginDate : '1/1/0001 12:00:00 AM' must be within SQL datetime range ('1/1/1753 12:00:00 AM' to '12/31/9999 11:59:59 PM') BeginDate is required. EndDate : '1/1/0001 12:00:00 AM' must be within SQL datetime range ('1/1/1753 12:00:00 AM' to '12/31/9999 11:59:59 PM') EndDate is required. NumberOfInstructionalDaysInWeekDescriptorId is required.].		
Error code return from Ed-Fi. 400:	{message=Validation of 'CourseOffering' failed. Index was outside the bounds of the array. }.		
Error code return from Ed-Fi. 400:	{message=Validation of 'CourseOffering' failed. TermTypeId is required. Index was outside the bounds of the array. }.		
Error code return from Ed-Fi. 400:	{message=Validation of 'Section' failed. Index was outside the bounds of the array. }.		

Error Code	Error Message	Possible Cause	Possible Resolution
Error code return from Ed-Fi. 400:	[message:Validation of 'Track' failed. NumberOfInstructionalDaysInWeekDescriptorId is required.].		
Error code return from Ed-Fi. 400:	[message:Validation of 'StudentSchoolAssociation' failed. Cannot open database "LEADData_FY2017" requested by the login. The login failed. Login failed for user 'edfiLoader'.].		
Error code return from Ed-Fi. 400:	{message=Uniqueld: '12268499' not found. }.		
Error code return from Ed-Fi. 400:	{message=Validation of 'StudentEducationOrganizationAssociation' failed. An error occurred while executing the command definition. See the inner exception for details. }.		
Error code return from Ed-Fi. 400:	{message=Validation of 'StudentNeed' failed. ReportingEducationOrganizationID is required. StudentNeedEntryDate : '1/1/0001 12:00:00 AM' must be within SQL datetime range ('1/1/1753 12:00:00 AM' to '12/31/9999 11:59:59 PM') StudentNeedEntryDate is required. StudentUniqueld is required. }.		
Error code return from Ed-Fi. 400:	{message=Validation of 'StudentNeed' failed. ReportingEducationOrganizationID is required. StudentNeedEntryDate is required. StudentNeedEntryDate : '1/1/0001 12:00:00 AM' must be within SQL datetime range ('1/1/1753 12:00:00 AM' to '12/31/9999 11:59:59 PM') StudentUniqueld is required. }.		
Error code return from Ed-Fi. 400:	{message=Validation of 'StudentSchoolAssociation' failed. An error occurred while executing the command definition. See the inner exception for details. An error occurred while executing the command definition. See the inner exception for details. }.		
Error code return from Ed-Fi. 400:	{message=Validation of 'StudentSchoolAssociation' failed. An error occurred while executing the command definition. See the inner exception for details. An exception has been raised that is likely due to a transient failure. If you are connecting to a SQL Azure database consider using SqlAzureExecutionStrategy. }.		
Error code return from Ed-Fi. 400:	{message=Validation of 'StudentSchoolAssociation' failed. The underlying provider failed on Open. The underlying provider failed on Open. }.		

Error Code	Error Message	Possible Cause	Possible Resolution
Error code return from Ed-Fi. 400:	{message=Validation of 'StudentSchoolAssociation' failed. Unable to access availability database 'LEADData' because the database replica is not in the PRIMARY or SECONDARY role. Connections to an availability database is permitted only when the database replica is in the PRIMARY or SECONDARY role. Try the operation again later. Unable to access availability database 'LEADData' because the database replica is not in the PRIMARY or SECONDARY role. Connections to an availability database is permitted only when the database replica is in the PRIMARY or SECONDARY role. Try the operation again later. }.		
Error code return from Ed-Fi. 400:	{message=Value for the auto-assigned identifier property 'StudentUSI' cannot be assigned by the client (value was '3035443').}.		
Error code return from Ed-Fi. 401:	[message:Resource 'tracks' is not authorized for calendar post submission window].		
Error code return from Ed-Fi. 401:	[message:Resource 'calendarDateTrackEvents' is not authorized for calendar post submission window].		
Error code return from Ed-Fi. 401:	[message:Resource 'calendarDateTrackEvents' is not authorized for calendar post submission window].		
Error code return from Ed-Fi. 403:	[message:Authorization denied. The claims associated with an identifier of 'SchoolId' cannot be used to authorize a request associated with an identifier of 'LocalEducationAgencyId'.].		
Error code return from Ed-Fi. 403:			
Error code return from Ed-Fi. 409:	[message:The value supplied for property 'studentUniqueld' of entity 'student' is not unique.].		
Error code return from Ed-Fi. 500:	[message:An unexpected error occurred on the server.].		
Error code returned from Ed-Fi. 404:	Failed to delete calendarDateTrackEvents resource. [message:Resource Id 'e2ad05f6-0d1e-4220-875d-bce3ae260d4f' not found for Resource Type 'calendarDateTrackEvents'.]		
Error code returned from Ed-Fi. 404:	Failed to delete calendarDateTrackEvents resource. [message:Resource Id '0135a877-130f-4b0b-87b2-ea0c7b9d7931' not found for Resource Type 'calendarDateTrackEvents'.]		

Error Code	Error Message	Possible Cause	Possible Resolution
Error code returned from Ed-Fi. 404:	Failed to delete calendarDateTrackEvents resource. [message:Resource Id '80178d0d-a549-4ec8-8a92-aeb030a8f04d' not found for Resource Type 'calendarDateTrackEvents'.]		
Error code returned from Ed-Fi. 500:	Failed to delete calendarDateTrackEvents resource. [message:An unexpected error occurred on the server.]		
Error code returned from Ed-Fi. 500:	Failed to delete calendarDateTrackEvents resource. [message:An unexpected error occurred on the server.]		
Referenced calendars resource could not be found. Resync calendars and try again.			