

# Resync State Data (State)

Last Modified on 06/10/2025 9:29 am CDT

[Manually Resync Data](#) | [Use the Resync State Data Tool](#) | [Resync Data from the Previous or Next School Year](#) | [Analyze Resync Attempts and Results](#) | [Understand Campus Object Dependencies and Hierarchy](#) | [Technical Information](#)

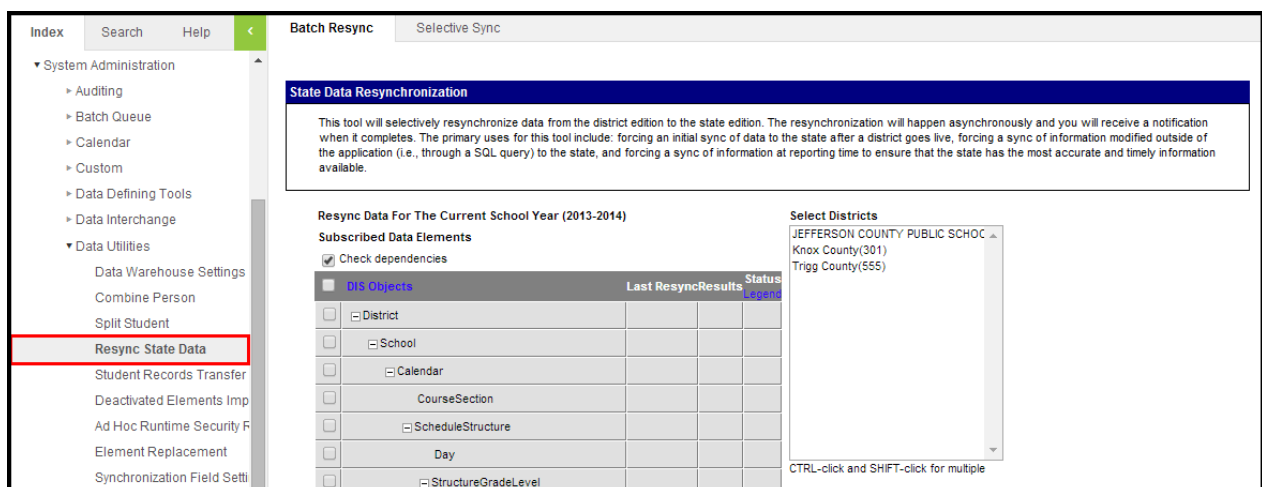
Tool Search: Resync State Data

The Resync State Data tool may be used by district and/or state administrators to manually (re)synchronize batches of district-level data to the state.

District-level users, please see the [Resync State Data \(District\)](#) article. This tool is only applicable in a district/state operating as part of an Infinite Campus State or Regional Edition.

See the [Resync State Data Tool Rights](#) article for information about related tool rights.

To view State and District ownership over fields within each product area, see the [Synchronization Field Settings](#) tool. This tool indicates which fields are locked at the district level and trigger a sync event when modified at the state level.



**Index**   **Search**   **Help**   **<**

**Batch Resync**   **Selective Sync**

**System Administration**

- Auditing
- Batch Queue
- Calendar
- Custom
- Data Defining Tools
- Data Interchange
- Data Utilities
  - Data Warehouse Settings
  - Combine Person
  - Split Student
  - Resync State Data**
  - Student Records Transfer
  - Deactivated Elements Imp
  - Ad Hoc Runtime Security F
  - Element Replacement
  - Synchronization Field Setti

**State Data Resynchronization**

This tool will selectively resynchronize data from the district edition to the state edition. The resynchronization will happen asynchronously and you will receive a notification when it completes. The primary uses for this tool include: forcing an initial sync of data to the state after a district goes live, forcing a sync of information modified outside of the application (i.e., through a SQL query) to the state, and forcing a sync of information at reporting time to ensure that the state has the most accurate and timely information available.

**Resync Data For The Current School Year (2013-2014)**

**Subscribed Data Elements**

☒ Check dependencies

DIS Objects	Last ResyncResults	Status Legend
<input type="checkbox"/> District		
<input type="checkbox"/> School		
<input type="checkbox"/> Calendar		
<input type="checkbox"/> CourseSection		
<input type="checkbox"/> ScheduleStructure		
<input type="checkbox"/> Day		
<input type="checkbox"/> StructureGradeLevel		

**Select Districts**

JEFFERSON COUNTY PUBLIC SCHOC  
Knox County(301)  
Trigg County(555)

CTRL-click and SHIFT-click for multiple

# Manually Resync Data

To ensure a state/regional database has the most current and accurate information available, it may be necessary for districts to resync - or push - batches of data to the state/regional level. The state can require a resync of district data, as needed.

Performing a manual resync may slow system performance.

## Resync Scenarios

A district can resync its data to the state, as needed. However, the following resync scenarios are **mandatory**:

- **End of a school year** - A resync must be performed at the end of a school year, after districts have finished entering all data for that year. This resync must be completed before the scoped year of the district/state zones is switched to the new school year. This should be a full resync.
- **Start of a school year** - A resync must be performed at the beginning of a school year, after all enrollments have been rolled forward and the scoped year of the district/state [Zones](#) has been updated to match the new school year. This should be a full resync.
- **Database modifications** - A resync must be performed if data is modified directly within the database, instead of within the Campus interface. Modifying data within the database is not recommended. This may be a partial or full resync.
- **State resync request** - The state may request a resync for the purpose of state reporting, gathering attendance snapshots, pulling end-of-year attendance summaries, etc. Districts cannot deny or prevent a resync initiated by the state. This may be a partial or full resync.

Infinite Campus strongly recommends using the state [Verification Summary](#) tool to generate district/state verification reports before resynching a scenario not listed above. Comparing verification report results will indicate whether or not a resync is necessary.

## District-Specific View (Shows History Columns)

The resync history/results columns will only appear when a district is selected from the **District** field of the Campus toolbar:

Year 14-15 District JEFFERSON COUNTY PUBLIC SCHOOLS (275) School All Schools Calendar All Calendars

Index Search Help < Batch Resync Selective Sync

**State Data Resynchronization**

This tool will selectively resynchronize data from the application when it completes. The primary uses for this tool include the application (i.e., through a SQL query) to the state available.

Resync Data For The Current School Year (2014-2015)

Subscribed Data Elements

☒ Check dependencies

**DIS Objects**

Object	Last Resync	Results	Status Legend
District	05/08/2015 10:59:28	Processed: 1 Errors: 0	<span style="color: green;">●</span>
School	05/08/2015 10:59:28	Processed: 181 Errors: 11	<span style="color: red;">●</span>
Calendar	05/08/2015 10:59:28	Processed: 241 Errors: 11	<span style="color: red;">●</span>
CourseSection	05/08/2015 10:59:28	Processed: 14237 Errors: 1	<span style="color: yellow;">●</span>
ScheduleStructure	05/08/2015 10:59:28	Processed: 413 Errors: 13	<span style="color: red;">●</span>
Day			
StructureGradeLevel	05/08/2015 10:59:28	Processed: 413 Errors: 13	<span style="color: red;">●</span>
PersonIdentity	05/08/2015 10:59:28	Processed: 127305 Errors: 93	<span style="color: yellow;">●</span>
BehaviorType			
BehaviorResolutionType			
BehaviorResponseType			
Behavior			
CensusContactSummary			
ContactLog			
Employment			
EmploymentAssignment			

Select Districts

JEFFERSON COUNTY PUBLIC SCHOOLS  
Knox County(301)  
Trigg County(555)

CTRL-click and SHIFT-click for multiple

Resync history results display when a specific district is selected in the District field in the Campus toolbar.

If no resync has been performed, the resync history/results columns will be blank.

## "All District" View (No History Shown)

No history/results columns will appear if "All Districts" is selected in the **District** field of the Campus toolbar:

Year 14-15 District All Districts School All Schools Calendar All Calendars

Index Search Help < Batch Resync Selective Sync

**State Data Resynchronization**

This tool will selectively resynchronize data from the application when it completes. The primary uses for this tool include the application (i.e., through a SQL query) to the state available.

Resync Data For The Current School Year (2014-2015)

Subscribed Data Elements

☒ Check dependencies

**DIS Objects**

Object	Last Resync	Results	Status Legend
District			
School			
Calendar			
CourseSection			
ScheduleStructure			
Day			
StructureGradeLevel			
PersonIdentity			
BehaviorType			

Select Districts

JEFFERSON COUNTY PUBLIC SCHOOLS  
Knox County(301)  
Trigg County(555)

CTRL-click and SHIFT-click for multiple

No resync history results display when the District field is set to All Districts.

## Use the Resync State Data Tool

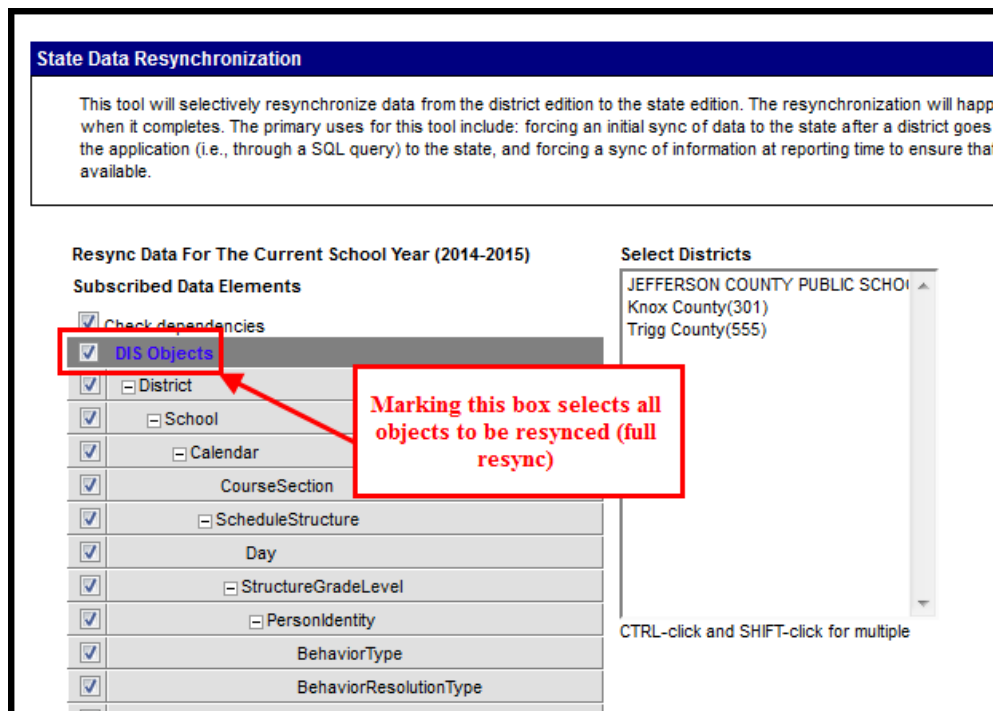
The Resync State Data tool is accessible at both the district and state levels. The state can require

its districts to resync some or all data. When a resync is initiated by the state, the data is automatically pulled and no action is required of the district.

Resyncs should only be performed by system administrators and/or Campus Support personnel who are familiar with the [Understanding Campus Object Dependencies and Hierarchy](#) section of this page.

## Full Resync

A full resync indicates all data objects that report to the state will be resynced. This process will automatically follow the chain of object dependencies that support the Campus hierarchy.



1. Select a district(s) to resync from the **Select Districts** box. If a district is set in the the District field of the Campus toolbar, it will already be selected in this box.
2. Select the **DIS Objects** checkbox in the top left column of the table. All data objects listed on the tool will be selected.
3. Click the **Request Resync** button, located below the table.
4. Click the **OK** button on the verification pop-up window. All data objects will be resynced from the district-level database to the state-level database.

## Partial Resync

When a full resync is unnecessary, a partial resync may be performed. A partial resync involves specific data objects selected for resync by a user (instead of resyncing all objects).

The **Check Dependencies** box should be marked when performing a partial resync. This ensures syncing of all necessary parent objects (on which the desired resync object is

dependent). Please refer to the [Understanding Campus Object Dependencies and Hierarchy](#) section of this page for more information related to syncing and dependent relationships between parent/child objects.

**State Data Resynchronization**

This tool will selectively resynchronize data from the district database to the state database when it completes. The primary uses for this tool include: updating the application (i.e., through a SQL query) to the state, and updating the state database to the district database.

**Resync Data For The Current School Year (2014-2015)**

**Subscribed Data Element**

☒ Check dependencies

☐ DIS Objects

<input checked="" type="checkbox"/>	<input type="checkbox"/> District
<input checked="" type="checkbox"/>	<input type="checkbox"/> School
<input checked="" type="checkbox"/>	<input type="checkbox"/> Calendar
<input type="checkbox"/>	CourseSection
<input checked="" type="checkbox"/>	<input type="checkbox"/> ScheduleStructure
<input type="checkbox"/>	Day
<input checked="" type="checkbox"/>	<input type="checkbox"/> StructureGradeLevel
<input checked="" type="checkbox"/>	<input type="checkbox"/> PersonIdentity
<input type="checkbox"/>	BehaviorType
<input type="checkbox"/>	BehaviorResolutionType
<input type="checkbox"/>	BehaviorResponseType
<input type="checkbox"/>	Behavior
<input type="checkbox"/>	CensusContactSummary
<input type="checkbox"/>	ContactLog
<input type="checkbox"/>	Employment
<input type="checkbox"/>	EmploymentAssignment
<input type="checkbox"/>	EmploymentBackground
<input type="checkbox"/>	EmploymentCredential
<input checked="" type="checkbox"/>	<input type="checkbox"/> Enrollment
<input type="checkbox"/>	Graduation
<input type="checkbox"/>	<input type="checkbox"/> Roster

JEFFERSON COUNTY PUBLIC SCHOOLS  
Knox County(301)  
Trigg County(555)

CTRL-click and SHIFT-click for multiple

Marking this box allows the system to auto-mark the objects required for proper resyncing (this is strongly recommended when performing a partial resync).

Because the Check Dependencies box is marked, selecting the Enrollment object also automatically marked the other objects required for a proper resync of the Enrollment object.

1. Select a district(s) to resync from the **Select Districts** box.
2. Mark the **Check Dependencies** checkbox.
3. Mark the checkboxes of the data objects to be resynced.
4. Click the **Request Resync** button located below the table.
5. Click the **OK** button on the verification pop-up window. All data objects will be resynced from the district-level database to the state-level database.

## Resync Data from the Previous or Next School Year

This option is only available to districts that have been configured to sync data for the previous and/or next school year (in addition to the current year).

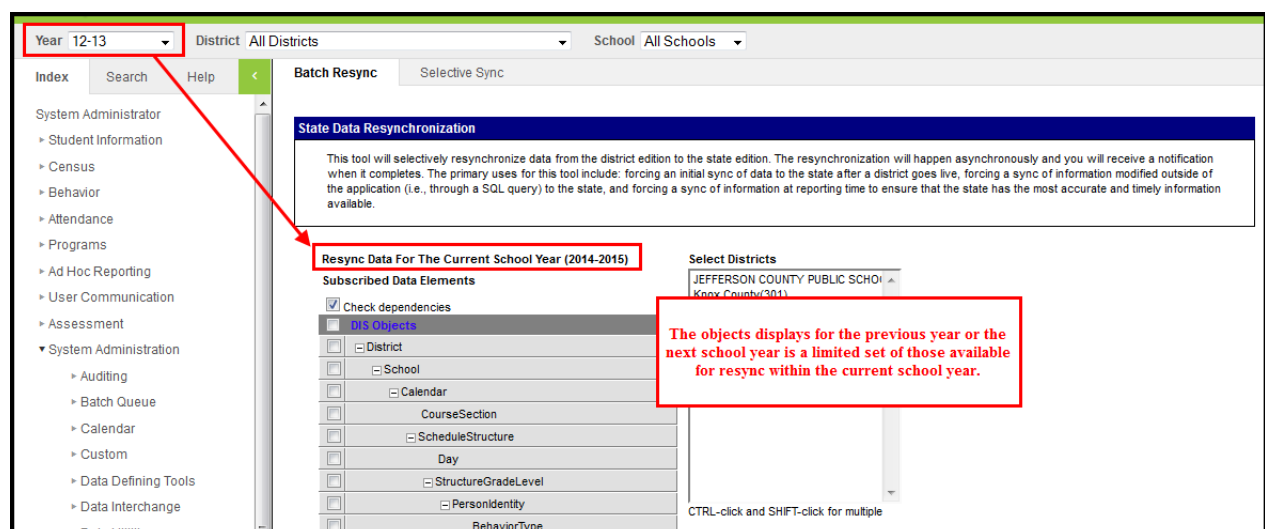
If the district has been configured to sync data for the previous and/or next school year (in addition to the current year), the data objects available for resync will be limited. To resync data from the previous or next school year, the **Year** field of the Campus toolbar must be set to the desired year. A limited set of objects will be displayed.

Objects that appear on the Resync State Data tool when the previous/next school year is selected will meet both of the following criteria:

- Objects are related specifically to the school year displayed in the **Year** field of the Campus toolbar.
- Objects have been configured to sync for the school year displayed in the **Year** field of the Campus toolbar.

Objects that do NOT appear on the Resync State Data tool when the previous/next school year is selected will meet one or both of the following criteria:

- Objects that are not tied to a school year will not display when the previous/next year is selected in the **Year** field of the Campus toolbar. To resync these objects, the current school year must be selected in the **Year** field of the Campus toolbar.
- Objects that are not configured to sync for the previous/next school year will not appear.



A resync of the previous/next school year may be performed in the same manner(s) as the current year, as listed in the [Using the Resync State Data Tool \(State Level\)](#) section.

## Analyze Resync Attempts and Results

The manual resync process may warrant user analysis of resync attempts and results. The Resync State Data tool displays basic details related to state resync requests:

Batch Resync Selective Sync

**State Data Resynchronization**

This tool will selectively resynchronize data from the district edition to the state edition. The resynchronization will happen asynchronously and you will receive a notification when it completes. The primary uses for this tool include: forcing an initial sync of data to the state after a district goes live, forcing a sync of information modified outside of the application (i.e., through a SQL query) to the state, and forcing a sync of information at reporting time to ensure that the state has the most accurate and timely information available.

**Color Coding Legend** [Hide](#)

Completed with no errors Completed with errors <= 1.0% Completed with errors > 1.0% Still processing

Resync Data For The Current School Year (2013-2014)

Subscribed Data Elements

☒ Check dependencies

Resync history of JEFFERSON COUNTY PUBLIC SCHOOLS

DIS Objects	Last Resync	Results	Status Legend
<input type="checkbox"/> District	04/25/2014 15:40:34	Processed: 1 Errors: 0	
<input type="checkbox"/> School	04/25/2014 15:40:34	Processed: 178 Errors: 11	
<input type="checkbox"/> Calendar	04/25/2014 15:40:34	Processed: 170 Errors: 10	
<input type="checkbox"/> CourseSection	03/21/2014 14:07:27	Processed: 11089 Errors: 0	

Select Districts

JEFFERSON COUNTY PUBLIC SCHOOLS  
Knox County(301)  
Trigg County(555)

- **Last Resync column** - Displays the date and time the last resync was started for the object.
- **Results column** - Hovering over a result will indicate the total number of records sent for resync. This column displays two types of results for the object:
  - *Processed* - The total number of attempts to resync records.
  - *Errors* - The total number of records that did not resync to the state.

The *Errors* number includes sync failures as well as attempts to sync records that are not allowed to sync to the state (i.e., state-excluded enrollments, state-excluded grade levels, state-excluded calendars, etc.). Checking the district agent's log on the [Agents](#) tool will allow system administrators to review errors.

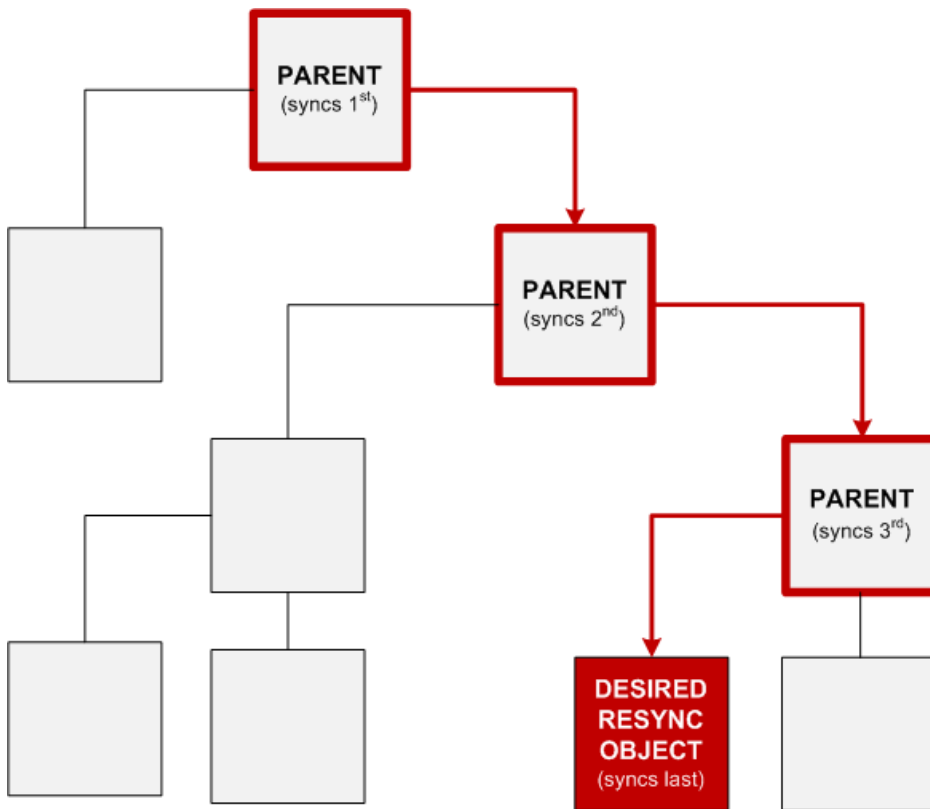
- **Status column** - Displays a colored dot indicating the level of sync success. Clicking on the **Legend** link in the header of this column will show a key that explains the logic used for the colored dots in this column.
  - *Green* - Indicates that the sync finished without any errors.
  - *Yellow* - Indicates that the sync finished with less than or equal to 1% of sync attempts resulting in error.
  - *Red* - Indicates that the sync finished with more than 1% of sync attempts resulting in error.
  - *Gray* - Indicates that the sync is currently in-progress.

The following tools may also be used for additional analysis of resync attempts:

- [Agents Tool - Agent Queue](#)
- [Agents Tool - Agent Log](#)
- [Error Log Tool](#)

## Understand Campus Object Dependencies and Hierarchy

Campus data objects exist in a hierarchical structure enforced by database dependencies. Database tables use foreign keys to link related tables/data objects. This creates a dependency chain of parent/child relationships between objects which require the “parent” to be synchronized before the “child.” When all available data objects are resynchronized, the process follows the natural order of object dependencies.



However, when only select data objects should be resynched, the system must follow a specific order to sync all appropriate “parent” object(s) before the desired “child” object(s). Resynching certain data objects (instead of all objects) will result in error if the necessary parent object(s) have not been properly resynched first. The Resync State Data tool allows the system to properly sync objects in the intended parent/child order.

## Campus Object Hierarchies

Campus resync object hierarchies are explained in the following key and table.

- **Resync Object column** -- Lists the data objects available for manual resynching on the Resync State Data tool. This is the object selected for resynching by user.
- **Parent Objects column** -- Lists the "parent" objects on which the Resync Object is dependent. Parent objects are listed in dependency order (top-level parent listed first, immediate parent listed last). The immediate "parent" of the Resync Object is bolded and indicated by an asterisk [\*].
- **Child Objects column** -- Lists the "child" objects that are dependent on the Resync Object. Child objects are listed in alphabetical order. The immediate "child" object(s) of the Resync Object are bolded and indicated by an asterisk [\*].



All sync objects are listed in the table below; however, not all objects are applicable to all districts/states/regions.

Resync Object	Parent Objects	Child Objects
<b>AttendanceBIEAbsentDays</b>	District School Calendar ScheduleStructure PersonIdentity <b>Enrollment*</b>	No dependent objects
<b>AttendanceExactCount</b>	District School Calendar ScheduleStructure PersonIdentity <b>Enrollment*</b>	No dependent objects
<b>AttendanceGroupKY</b>	District School Calendar ScheduleStructure PersonIdentity <b>Enrollment*</b>	No dependent objects
<b>AttendanceKYMinute</b>	District School Calendar ScheduleStructure PersonIdentity <b>Enrollment*</b>	No dependent objects
<b>AttendanceMTSnapshot</b>	District School Calendar ScheduleStructure PersonIdentity <b>Enrollment*</b>	No dependent objects
<b>AttendanceSDMinute</b>	District School Calendar ScheduleStructure PersonIdentity <b>Enrollment*</b>	No dependent objects
<b>AttendanceExcuse</b>	District School <b>Calendar*</b>	AttDayAggregation

Resync Object	Parent Objects	Child Objects
<b>AttDayAggregation</b>	District School Calendar AttendanceExcuse ScheduleStructure PeriodSchedule Day StructureGradeLevel <b>PersonIdentity*</b>	No dependent objects
<b>Behavior</b>	District School Calendar ScheduleStructure <b>PersonIdentity*</b>	No dependent objects
<b>Calendar</b>	District <b>School*</b>	AttendanceBIEAbsentDays AttendanceExactCount AttendanceGroupKY AttendanceKYMinute AttendanceMTSnapshot AttendanceSDMinute Behavior CensusContactSummary ContactLog <b>CourseSection*</b> CustomStudent Day Employment EmploymentAssignment EmploymentBackground EmploymentCredential Enrollment ESSKY Form FRYSCGroupProgramKY FRYSCGroupStatusKY FRYSCStatusKY GiftedStatusKY Graduation HealthScreening ImmCertificate LEPKY MedicaidInsurance NASIS PersonIdentity PersonIdentityNoStateIDOnly Plan

Resync Object	Parent Objects	PlanProgressReport Child Objects POSEligibility
		PreSchoolKY ProcessMessage ProgramParticipation Roster <b>ScheduleStructure*</b> StructureGradeLevel TEDSKY Test TestScore Title1KY TranscriptCourseSE Transportation Truancy VaccineShot
<b>CensusContactSummary</b>	District School Calendar ScheduleStructure <b>PersonIdentity*</b>	No dependent objects
<b>ContactLog</b>	District School Calendar ScheduleStructure <b>PersonIdentity*</b>	No dependent objects
<b>CourseCode</b>	No parent dependencies	No dependent objects
<b>CourseSection</b>	District School <b>Calendar*</b>	No dependent objects
<b>CustomStudent</b>	District School Calendar ScheduleStructure PersonIdentity <b>Enrollment*</b>	No dependent objects
<b>CTEDDataME</b>	District School Calendar ScheduleStructure <b>PersonIdentity*</b>	No dependent objects

Resync Object	Parent Objects	Child Objects
<b>EarlyWarningScoreDaily</b>	District School Calendar ScheduleStructure <b>PersonIdentity*</b>	No dependent objects
<b>EarlyWarningScoreMonthly</b>	District School Calendar ScheduleStructure <b>PersonIdentity*</b>	No dependent objects
<b>EarlyWarningScoreYearly</b>	District School Calendar ScheduleStructure <b>PersonIdentity*</b>	No dependent objects
<b>Day</b>	District School Calendar ScheduleStructure <b>PersonIdentity*</b>	No dependent objects
<b>District</b>	No parent dependencies	AttendanceBIEAbsentDays AttendanceExactCount AttendanceGroupKY AttendanceKYMinute AttendanceMTSnapshot AttendanceSDMinute Behavior CensusContactSummary ContactLog CourseSection CustomStudent Day Employment EmploymentAssignment EmploymentBackground EmploymentCredential Enrollment ESSKY Form FRYSCGroupProgramKY FRYSCGroupStatusKY FRYSCStatusKY GiftedStatusKY Graduation HealthScreening

Resync Object	Parent Objects	ImmCertificate Child Objects LEPKY
		MedicaidInsurance NASIS PersonIdentity PersonIdentityNoStateIDOnly Plan PlanProgressReport POSEligibility PreSchoolKY ProcessMessage ProgramParticipation Roster ScheduleStructure School StructureGradeLevel TEDSKY Test TestScore Title1KY TranscriptCourseSE Transportation Truancy VaccineShot
<b>Employment</b>	District School Calendar ScheduleStructure <b>PersonIdentity*</b>	No dependent objects
<b>EmploymentAssignment</b>	District School Calendar ScheduleStructure <b>PersonIdentity*</b>	No dependent objects
<b>EmploymentBackground</b>	District School Calendar ScheduleStructure <b>PersonIdentity*</b>	No dependent objects
<b>EmploymentCredential</b>	District School Calendar ScheduleStructure <b>PersonIdentity*</b>	No dependent objects

Resync Object	Parent Objects	Child Objects
<b>Enrollment</b>	District School Calendar ScheduleStructure <b>PersonIdentity*</b>	<b>AttendanceBIEAbsentDays*</b> <b>AttendanceExactCount*</b> <b>AttendanceGroupKY*</b> <b>AttendanceKYMinute*</b> <b>AttendanceMTSnapshot*</b> <b>AttendanceSDMinute*</b> <b>CustomStudent*</b> <b>ESSKY*</b> <b>FRYSCStatusKY*</b> <b>Graduation*</b> <b>PreSchoolKY*</b> <b>Roster*</b> <b>Evaluation*</b> <b>TeamMember*</b> <b>Title1KY*</b>
<b>ESSKY</b>	District School Calendar ScheduleStructure PersonIdentity <b>Enrollment*</b>	No dependent objects
<b>Evaluation</b>	District School Calendar ScheduleStructure <b>PersonIdentity*</b>	No dependent objects
<b>Form</b>	District School Calendar ScheduleStructure <b>PersonIdentity*</b>	No dependent objects
<b>FRYSCGroupProgramKY</b>	District School Calendar ScheduleStructure <b>PersonIdentity*</b>	<b>FRYSCGroupStatusKY*</b>
<b>FRYSCGroupStatusKY</b>	District School Calendar ScheduleStructure <b>PersonIdentity*</b> <b>FRYSCGroupProgramKY*</b>	No dependent objects

Resync Object	Parent Objects	Child Objects
<b>FRYSCStatusKY</b>	District School Calendar ScheduleStructure PersonIdentity <b>Enrollment*</b>	No dependent objects
<b>GiftedStatusKY</b>	District School Calendar ScheduleStructure <b>PersonIdentity*</b>	No dependent objects
<b>Graduation</b>	District School Calendar ScheduleStructure PersonIdentity <b>Enrollment*</b>	No dependent objects
<b>HealthScreening</b>	District School Calendar ScheduleStructure <b>PersonIdentity*</b>	No dependent objects
<b>ImmCertificate</b>	District School Calendar ScheduleStructure PersonIdentity *	No dependent objects
<b>ISEPResidentialCertification</b>	No parent dependencies	No dependent objects
<b>ISEPResidentialVerification</b>	No parent dependencies	No dependent objects
<b>LepKY</b>	District School Calendar ScheduleStructure <b>PersonIdentity*</b>	No dependent objects
<b>MedicaidInsurance</b>	District School Calendar ScheduleStructure <b>PersonIdentity*</b>	No dependent objects

Resync Object	Parent Objects	Child Objects
<b>NASIS</b>	District School Calendar ScheduleStructure <b>PersonIdentity*</b>	No dependent objects



Resync Object	Parent Objects	Child Objects
<b>PersonIdentity</b>	District School Calendar <b>ScheduleStructure*</b>	AttendanceBIEAbsentDays AttendanceExactCount AttendanceGroupKY AttendanceKYMinute AttendanceMTSnapshot AttendanceSDMinute <b>Behavior*</b> <b>CensusContactSummary*</b> <b>ContactLog*</b> CustomStudent <b>Employment*</b> <b>EmploymentAssignment*</b> <b>EmploymentBackground*</b> <b>EmploymentCredential*</b> <b>Enrollment*</b> ESSKY <b>Form*</b> <b>FRYSCGroupProgramKY*</b> FRYSCGroupStatusKY <b>FRYSCStatusKY</b> <b>GiftedStatusKY*</b> Graduation <b>Health Screening*</b> <b>ImmCertificate*</b> <b>LEPKY*</b> <b>MedicaidInsurance*</b> <b>NASIS*</b> <b>Plan*</b> PlanProgressReport <b>POSEligibility*</b> PreSchoolKY <b>ProcessMessage*</b> <b>ProgramParticipation*</b> Roster <b>TEDSKY*</b> <b>Test*</b> TestScore Title1KY <b>TranscriptCourseSE *</b> <b>Transportation*</b> <b>Truancy*</b> <b>VaccineShot*</b>
<b>PersonIdentityNoStateIDOnly</b>	District School Calendar <b>ScheduleStructure*</b>	No dependent objects

Resync Object	Parent Objects	Child Objects
<b>Plan</b>	District School Calendar ScheduleStructure <b>PersonIdentity*</b>	No dependent objects
<b>PlanProgressReport</b>	District School Calendar ScheduleStructure PersonIdentity <b>Plan*</b>	No dependent objects
<b>POSEligibility</b>	District School Calendar ScheduleStructure <b>PersonIdentity*</b>	No dependent objects
<b>PreSchoolKY</b>	District School Calendar ScheduleStructure PersonIdentity <b>Enrollment*</b>	No dependent objects
<b>ProcessMessage</b>	District School Calendar ScheduleStructure <b>PersonIdentity*</b>	No dependent objects
<b>ProgramParticipation</b>	District School Calendar ScheduleStructure <b>PersonIdentity*</b>	No dependent objects
<b>PublishedTabCustomStudent</b>	District School Calendar ScheduleStructure Day StructureGradeLevel <b>PersonIdentity*</b>	No dependent Objects
<b>ReportingEntity</b>  <div>No longer available for Montana users.</div>	<b>District*</b>	<b>(ONLY WHEN THE REPORTING ENTITY OBJECT IS USED)</b> AttendanceBIEAbsentDays AttendanceExactCount AttendanceGroupKY

Resync Object	Parent Objects	Child Objects
		AttendanceKYMinute AttendanceMTSnapshot AttendanceSDMinute Behavior CensusContactSummary ContactLog CourseSection CustomStudent Day Employment EmploymentAssignment EmploymentBackground EmploymentCredential Enrollment ESSKY Form FRYSCGroupProgramKY FRYSCGroupStatusKY FRYSCStatusKY GiftedStatusKY Graduation HealthScreening ImmCertificate LEPKY MedicaidInsurance NASIS PersonIdentity PersonIdentityNoStateIDOnly Plan PlanProgressReport POSEligibility PreSchoolKY ProcessMessage ProgramParticipation Roster ScheduleStructure <b>School*</b> StructureGradeLevel TEDSKY Test TestScore Title1KY TranscriptCourseSE Transportation Truancy VaccineShot

Resync Object	Parent Objects	Child Objects
<b>Roster</b>	District School Calendar ScheduleStructure StructureGradeLevel PersonIdentity <b>Enrollment*</b>	No dependent objects

Resync Object	Parent Objects	Child Objects
<b>ScheduleStructure</b>	District School <b>Calendar*</b>	AttendanceBIEAbsentDays AttendanceExactCount AttendanceGroupKY AttendanceKYMinute AttendanceMTSnapshot AttendanceSDMinute Behavior CensusContactSummary ContactLog CustomStudent <b>Day*</b> Employment EmploymentAssignment EmploymentBackground EmploymentCredential Enrollment ESSKY Form FRYSCGroupProgramKY FRYSCGroupStatusKY FRYSCStatusKY GiftedStatusKY Graduation HealthScreening ImmCertificate LEPKY MedicaidInsurance NASIS <b>PersonIdentity*</b> <b>PersonIdentityNoStateIDOnly*</b> Plan PlanProgressReport POSEligibility PreSchoolKY ProcessMessage ProgramParticipation Roster <b>StructureGradeLevel*</b> TEDSKY Test TestScore Title1KY TranscriptCourseSE Transportation Truancy VaccineShot

School Resync Object	District Parent Objects	Attendance Child Objects
		AttendanceBIEAbsentDays AttendanceExactCount AttendanceGroupKY AttendanceKYMinute AttendanceMTSnapshot AttendanceSDMinute Behavior <b>Calendar*</b> CensusContactSummary ContactLog CourseSection CustomStudent Day Employment EmploymentAssignment EmploymentBackground EmploymentCredential Enrollment ESSKY Form FRYSCGroupProgramKY FRYSCGroupStatusKY FRYSCStatusKY GiftedStatusKY Graduation HealthScreening ImmCertificate LEPKY MedicaidInsurance NASIS PersonIdentity PersonIdentityNoStateIDOnly Plan PlanProgressReport POSEligibility PreSchoolKY ProcessMessage ProgramParticipation Roster ScheduleStructure StructureGradeLevel TEDSKY Test TestScore Title1KY TranscriptCourseSE Transportation Truancy

Resync Object	Parent Objects	VaccineShot Child Objects
<b>StructureGradeLevel</b>	District School Calendar <b>ScheduleStructure*</b>	No dependent objects
<b>TeamMember</b>	District School Calendar ScheduleStructure <b>PersonIdentity*</b>	No dependent objects
<b>TEDSKY</b>	District School Calendar ScheduleStructure <b>PersonIdentity*</b>	No dependent objects
<b>Test</b>	District School Calendar ScheduleStructure <b>PersonIdentity*</b>	TestScore*
<b>TestScore</b>	District School Calendar ScheduleStructure <b>PersonIdentity*</b> <b>Test*</b>	No dependent objects
<b>Title1KY</b>	District School Calendar ScheduleStructure PersonIdentity <b>Enrollment*</b>	No dependent objects
<b>TranscriptCourseSE</b>	District School Calendar ScheduleStructure StructureGradeLevel <b>PersonIdentity*</b>	No dependent objects
<b>Transportation</b>	District School Calendar ScheduleStructure <b>PersonIdentity*</b>	No dependent objects

Resync Object	Parent Objects	Child Objects
<b>Truancy</b>	District School Calendar ScheduleStructure <b>PersonIdentity*</b>	No dependent objects
<b>VaccineShot</b>	District School Calendar ScheduleStructure <b>PersonIdentity*</b>	No dependent objects

## Technical Information

The *DISBatchHistory* database table stores historical information related to resync requests. Though only the most recent request summary information appears in the user interface, historical resync summary data is stored in the table.

---