

# English Learners (EL) (Texas)

Last Modified on 12/14/2025 8:45 pm CST


Tool Search: English Learners

The English Learners (EL) tools allow users to manage student EL programs, assessments, services, and accommodations. It provides a central location for managing EL information, such as the date the student was identified as EL, when the student entered/exited an EL program, when the student is expected to leave an EL program, and First Year/Second Year Monitoring data.



For students who have exited and/or re-entered an EL program, a historical record is maintained and displayed, and can be viewed in both State and District Editions of Infinite Campus. The information provided below is specific to the state of **Texas**. See the core [English Learners \(EL\)](#) article for information on necessary tool rights, available Ad hoc fields, and guidance on adding and printing Early Learning records.

English Learner data reports in the following [Ed-Fi Resources](#):



- Student Education Organization Associations
- Student Language Instruction Program Associations


**English Learners (EL)** ☆

[Student Information](#) > [English Learners](#) > English Learners (EL)


**Student, Charlize**  Student #: 123456 Grade: 06 DOB: 01/01/2014

Related Tools ^

 Save
  Delete

**Active EL Record**  
**\*Program Status** (EL) v

Identified Date

Expected Exit Date

Date Determined Misidentified

Program Exit Date

Parent Notified

Parent Declined ☐

Parent Declined Date

Comments

**Census Information**  
**\*\*To update read only fields, please go to Census>People>Identities**

Home Primary Language: 98: English

First Entered US School: No Data Available

Birth Country: South Africa

English Learners (EL) Editor

## EL Field Descriptions

Fields	Description	Location
--------	-------------	----------

Fields	Description	Location
<b>Program Status</b> <i>Required</i>	<p>Indicates the student's EL status. Options include:</p> <ul style="list-style-type: none"> <li>• <b>EL</b> - Student is currently receiving EL services.</li> <li>• <b>Exited EL</b> - Student has exited the EL program.</li> <li>• <b>Pending</b> - Student has been identified as possibly needing EL services by the school, but no formal EL determination has been conducted.</li> <li>• <b>Not EL</b> - The student is not eligible/does not require an EL program.</li> </ul>	<p><b>Database Location:</b> lep.programStatus</p> <p><b>Ad Hoc Inquiries:</b> Student &gt; Learner &gt; EL &gt; EL &gt; programStatus</p>
<b>Identified Date</b>	<p>Date the student was identified as eligible for an EL program or service. This date reflects the date the student took the Screener/Initial Determination Test. This date is used to determine whether the student is participating in an English Language program.</p>	<p><b>Database Location:</b> lep.identifiedDate</p> <p><b>Ad Hoc Inquiries:</b> Student &gt; Learner &gt; EL &gt; EL &gt; programStatus</p>
<b>Expected Exit Date</b>	<p>Date the student is expected to exit the EL program.</p>	<p><b>Database Location:</b> lep.expectedDate</p> <p><b>Ad Hoc Inquiries:</b> Student &gt; Learner &gt; EL &gt; EL &gt; expectedDate</p>
<b>Date Determined Misidentified</b>	<p>Indicates the date it was determined that the student was incorrectly identified as eligible for EL services.</p>	<p><b>Database Location:</b> lep.determinedMisidentifiedDate</p> <p><b>Ad Hoc Inquiries:</b> Student &gt; Learner &gt; EL &gt; EL &gt; determinedMisidentifiedDate</p>
<b>Program Exit Date</b>	<p>Date the student exited the EL program.</p>	<p><b>Database Location:</b> lep.exitDate</p> <p><b>Ad Hoc Inquiries:</b> Student &gt; Learner &gt; EL &gt; EL &gt; exitDate</p>
<b>Parent Notified</b>	<p>Date the student's parent(s) were notified about the student being eligible for EL services.</p>	<p><b>Database Location:</b> lep.parentNotified</p> <p><b>Ad Hoc Inquiries:</b> Student &gt; Learner &gt; EL &gt; EL &gt; parentNotified</p>

Fields	Description	Location
<b>Parent Declined Date</b>	Date the student's parent(s) declined EL services.	<b>Database Location:</b> lep.parentDeclinedDate  <b>Ad Hoc Inquiries:</b> Student > Learner > EL > EL > DeclinedDate
<b>Comments</b>	Any comments related to the student's EL record (500 character maximum).	<b>Database Location:</b> lep.comments  <b>Ad Hoc Inquiries:</b> Student > Learner > EL > EL > comments
<b>Home Primary Language</b>	Displays the student's current Home Primary Language value. This field is read-only.  This field is populated based on the values set in the Home Primary Language field, located on the <a href="#">Identities</a> tool. This value MUST be set in order to create an EL record.	<b>Database Location:</b> ident.homePrimaryLanguage  <b>Ad Hoc Inquiries:</b> Student > Demographics > Identity History > homePrimaryLanguage
<b>First Entered US School</b>	Displays the date the student first entered a U.S. school. This field is read-only.  This field populates based on the date entered in the First Entered US School field found on the <a href="#">Identities</a> tool. This field is not required; however, users are highly encouraged to populate this field.	<b>Database Location:</b> ident.dateEnteredUSSchool  <b>Ad Hoc Inquiries:</b> Student > Demographics > Identity History > dateEnteredUSSchool
<b>Birth Country</b>	Displays the country in which the student was born, populated on the <a href="#">Identities</a> tool. This field is read-only.	<b>Database Location:</b> student.birthCountry  <b>Ad Hoc Inquiries:</b> Student > Demographics > birthCountry