

# Resync State Data - Batch

Last Modified on 06/23/2026 9:38 am CDT

Tool Search: Resync State Data - Batch

The Batch Resync tool may be used by district and/or state administrators to manually (re)synchronize batches of district-level data to the state.

State-level users, please see the [Resync State Data \(State\)](#) article. This tool is only applicable in a district/state operating as part of an Infinite Campus State or Regional Edition. It does not appear in all districts.

See the [Resync State Data Tool Rights](#) article for information about related tool rights.

To view State and District ownership over fields within each product area, see the [Synchronization Field Settings](#) tool. This tool indicates which fields are locked at the district level and trigger a sync event when modified at the state level.

Resync State Data - Batch ☆
System Settings > Data Interchange Administration > Resync State Data - Batch
Related Tools ▾

State Data Resynchronization

This tool will selectively resynchronize data from the district edition to the state edition. The resynchronization will happen asynchronously and you will receive a notification when it completes. The primary uses for this tool include: forcing an initial sync of data to the state after a district goes live, forcing a sync of information modified outside of the application (i.e., through a SQL query) to the state, and forcing a sync of information at reporting time to ensure that the state has the most accurate and timely information available.

Resync Data For The Current School Year (2023-2024)

Check dependencies

	DIS Objects	Last Resync	Results	Status Legend
<input type="checkbox"/>	[-] District	01/09/2024 06:16:54	Processed: 1 Errors: 0	●
<input type="checkbox"/>	[-] School	01/09/2024 06:16:54	Processed: 194 Errors: 11	●
<input type="checkbox"/>	[-] Calendar	01/09/2024 06:16:54	Processed: 230 Errors: 11	●
<input type="checkbox"/>	CourseSection	01/09/2024 06:16:54	Processed: 16557 Errors: 2031	●
<input type="checkbox"/>	SchoolMonth	01/09/2024 06:16:54	Processed: 2140 Errors: 110	●
<input type="checkbox"/>	[-] ScheduleStructure	01/09/2024 06:16:54	Processed: 264 Errors: 11	●
<input type="checkbox"/>	TermSchedule	01/09/2024 06:16:55	Processed: 234 Errors: 7	●
<input type="checkbox"/>	[-] PeriodSchedule	01/09/2024 06:16:55	Processed: 302 Errors: 10	●
<input type="checkbox"/>	[-] ...	01/09/2024 06:16:55	Processed: 55731 Errors: 2058	●

Error Log

- National Records Exchange
- Resync State Data - Batch
- Resync State Data - Selective Sync
- SIF Data Tool
- SIF Message History
- SIF Record Deleter
- Student Records Transfer
- Synchronization Field Settings

Resync State Data - Batch

# Manually Resync Data

To ensure a state/regional database has the most current and accurate information available, it may be necessary for districts to resync - or push - batches of data to the state/regional level.

Performing a manual resync may slow system performance.

## Resync Scenarios

A district can resync its data to the state, as needed. However, the following resync scenarios are **mandatory**:

- **End of a school year** - A resync must be performed at the end of a school year, after districts have finished entering all data for that year. This resync must be completed before the scoped year of the district/state zones is switched to the new school year. This should be a full resync.
- **Start of a school year** - A resync must be performed at the beginning of a school year, after all enrollments have been rolled forward and the scoped year of the district/state [Zones](#) has been updated to match the new school year. This should be a full resync.
- **Database modifications** - A resync must be performed if data is modified directly within the database, instead of within the Campus interface. Modifying data within the database is not recommended. This may be a partial or full resync.
- **State resync request** - The state may request a resync for the purpose of state reporting, gathering attendance snapshots, pulling end-of-year attendance summaries, etc. Districts cannot deny or prevent a resync initiated by the state. This may be a partial or full resync.

Infinite Campus strongly recommends using the [Verification Summary](#) tool to generate district/state verification reports before resynching a scenario not listed above. Comparing verification report results will indicate whether or not a resync is necessary.

## Use the Resync State Data Tool (District Level)

The Resync State Data tool is accessible at both the district and state levels. At the district level, it allows a district to push a resync of selected data objects to the state. When a district resyncs its data to the state, the district is in control of what information is manually pushed to the state. Similarly, if the state requests a resync of a district, it can choose which types of information it wants resynced.

Resyncs should only be performed by system administrators and/or Campus Support personnel who are familiar with [Campus object hierarchies and dependencies](#).

## Full Resync

A full resync indicates all data objects that report to the state will be resynced. This process will automatically follow the chain of object dependencies that support the Campus hierarchy.

**State Data Resynchronization**

This tool will selectively resynchronize data from the district edition to the state edition. The resynchronization will happen asynchronously and you will receive a notification when it completes. The primary uses for this tool include: forcing an initial sync of data to the state after a district goes live, forcing a sync of information modified outside of the application (i.e., through a SQL query) to the state, and forcing a sync of information at reporting time to ensure that the state has the most accurate and timely information available.

Checking this box marks all objects to be resynced (full resync)

Resync Data For The Current School Year (2013-2014)

Check dependencies

<input checked="" type="checkbox"/>	DIS Objects	Last Resync	Results	Status <small>Legend</small>
<input checked="" type="checkbox"/>	[-] District	04/25/2014 15:40:48	Processed: 1 Errors: 0	<span style="color: green;">●</span>
<input checked="" type="checkbox"/>	[-] School	04/25/2014 15:40:48	Processed: 178 Errors: 11	<span style="color: red;">●</span>
<input checked="" type="checkbox"/>	[-] Calendar	04/25/2014 15:40:48	Processed: 170 Errors: 10	<span style="color: red;">●</span>

1. Select the checkbox in the top left column of the table. All data objects listed on the tool will be selected.
2. Click the **Send Resync** button, located below the table.
3. Click the **OK** button on the verification pop-up window. All data objects will be resynced from the district-level database to the state-level database.

## Partial Resync

When a full resync is unnecessary, a partial resync may be performed. A partial resync involves specific data objects selected for resync by a user (instead of resynching all objects).

The **Check Dependencies** box should be marked when performing a partial resync. This ensures syncing of all necessary parent objects (on which the desired resync object is dependent). Please refer to the [Understanding Campus Object Dependencies and Hierarchy](#) section of this page for more information related to syncing and dependent relationships between parent/child objects.

**State Data Resynchronization**

This tool will selectively resynchronize data from the district edition to the state when it completes. The primary uses for this tool include: forcing an initial sync of the application (i.e., through a SQL query) to the state, and forcing a sync of in available.

**Resync Data For The Current School Year (2013-2014)**

Check dependencies

**Check this box to allow the system to auto-mark the objects required for proper syncing (this is strongly recommended when performing a partial resync).**

<input type="checkbox"/>	DIS Objects	Last Resync	Results	Status Legend
<input checked="" type="checkbox"/>	<input type="checkbox"/> District	04/25/2014 15:40:48	Processed: 1 Errors: 0	<span style="color: green;">●</span>
<input checked="" type="checkbox"/>	<input type="checkbox"/> School	04/25/2014 15:40:48	Processed: 178 Errors: 11	<span style="color: red;">●</span>
<input checked="" type="checkbox"/>	<input type="checkbox"/> Calendar	04/25/2014 15:40:48	Processed: 170 Errors: 10	<span style="color: red;">●</span>
<input type="checkbox"/>	CourseSection	03/21/2014 14:06:31	Processed: 10989 Errors: 0	<span style="color: yellow;">●</span>
<input checked="" type="checkbox"/>	<input type="checkbox"/> ScheduleStructure	04/25/2014 15:40:48	Processed: 255 Errors: 12	<span style="color: red;">●</span>
<input type="checkbox"/>	Day	01/21/2014 09:43:33	Processed: 69620 Errors: 1500	<span style="color: red;">●</span>
<input checked="" type="checkbox"/>	<input type="checkbox"/> StructureGradeLevel	04/25/2014 15:40:48	Processed: 255 Errors: 12	<span style="color: red;">●</span>
<input checked="" type="checkbox"/>	<input type="checkbox"/> PersonIdentity	04/25/2014 15:40:49	Processed: 114609 Errors: 20	<span style="color: yellow;">●</span>
<input type="checkbox"/>	BehaviorType	11/13/2013 09:54:23	Processed: 6519 Errors: 0	<span style="color: green;">●</span>
<input type="checkbox"/>	BehaviorResolutionType	11/13/2013 09:54:24	Processed: 821 Errors: 0	<span style="color: green;">●</span>
<input type="checkbox"/>	BehaviorResponse Type			
<input type="checkbox"/>	Behavior	11/13/2013 09:54:24	Processed: 4 Errors: 0	<span style="color: green;">●</span>
<input type="checkbox"/>	CensusContactSummary	11/13/2013 09:54:23	Processed: 164022 Errors: 298	<span style="color: yellow;">●</span>
<input type="checkbox"/>	ContactLog	11/13/2013 09:54:23	Processed: 164022 Errors: 298	<span style="color: green;">●</span>
<input type="checkbox"/>	Employment	11/13/2013 09:54:23	Processed: 12638 Errors: 4	<span style="color: yellow;">●</span>
<input type="checkbox"/>	EmploymentAssignment	11/13/2013 09:54:23	Processed: 12638 Errors: 4	<span style="color: yellow;">●</span>
<input type="checkbox"/>	EmploymentBackground	11/13/2013 09:54:23	Processed: 12638 Errors: 4	<span style="color: green;">●</span>
<input type="checkbox"/>	EmploymentCredential	11/13/2013 09:54:23	Processed: 12638 Errors: 4	<span style="color: yellow;">●</span>
<input checked="" type="checkbox"/>	<input type="checkbox"/> Enrollment	03/21/2014 14:06:31	Processed: 97574 Errors: 41	<span style="color: yellow;">●</span>
<input type="checkbox"/>	Graduation	11/13/2013 09:54:24	Processed: 28474 Errors: 0	<span style="color: green;">●</span>

**Because Check Dependencies is marked, selecting the Enrollment object also marks the other objects require for a proper resync of the Enrollment object**

1. Mark the **Check Dependencies** checkbox.
2. Mark the checkboxes of the data objects to be resynched.
3. Click the **Send Resync** button, located below the table.
4. Click the **OK** button on the verification pop-up window. All data objects will be resynched from the district-level database to the state-level database.

## State-Initiated Resync Requests

When the state requests a resync of a district, a notification appears in the [Process Alerts](#) of the district and state-level users with proper tool rights. The message will be categorized as a Vertical Interoperability message and named as "State Resync Requested".

Process Alerts

Date Range  to  Display  Find Messages

Delete Selected Messages

<input type="checkbox"/>	<input type="checkbox"/>	Process	Name	Posted Date	Due Date
<input type="checkbox"/>		Records Transfer	<a href="#">Transfer Error: Black, Anthony 109537517</a>	05/04/2015	
<input type="checkbox"/>		Records Transfer	<a href="#">Transfer Error: Black, Anthony 109537517</a>	05/04/2015	
<input type="checkbox"/>		Records Transfer	<a href="#">Transfer Error: Black, Anthony 109537517</a>	05/04/2015	
<input type="checkbox"/>		Vertical Interoperability	State Resync Requested	03/09/2015	
<input type="checkbox"/>		Combine Person Merge	Merge successfully combined in SE: Kaitlyn Marie Ward into Mollie Ward	03/09/2015	
<input type="checkbox"/>		Combine Person Merge	Merge successfully combined in SE: Brooke M Ward into Brooke A Ward	03/09/2015	
<input type="checkbox"/>		Vertical Interoperability	State Resync Requested	02/19/2015	
<input type="checkbox"/>		Vertical Interoperability	State Resync Requested	02/19/2015	
<input type="checkbox"/>		Data Certification	<a href="#">The State of ME published a Data Certification Event: testNewEvent</a>	02/03/2015	
<input type="checkbox"/>		Data Certification	<a href="#">The State of ME published a Data Certification Event: testNewEvent</a>	02/03/2015	
<input type="checkbox"/>		Data Certification	<a href="#">Review Event: testGregDataCertEventDetail</a>	02/03/2015	
<input type="checkbox"/>		Vertical Interoperability	State Resync Requested	02/03/2015	

A district user cannot stop or prevent a resync that has been initiated by the state, nor can he/she view the objects requested for resync.

## Resync Data from the Previous or Next School Year

This option is only available to districts that have been configured to sync data for the previous and/or next school year (in addition to the current year). Districts that fall into this category should review the [Synching Data from Multiple School Years](#) section from [State Edition Process Information](#) page before attempting to resync data from the previous and/or next school year.

If the district has been configured to sync data for the previous and/or next school year (in addition to the current year), the data objects available for resync will be limited. To resync data from the previous or next school year, the **Year** field of the Campus toolbar must be set to the desired year. A limited set of objects will be displayed.

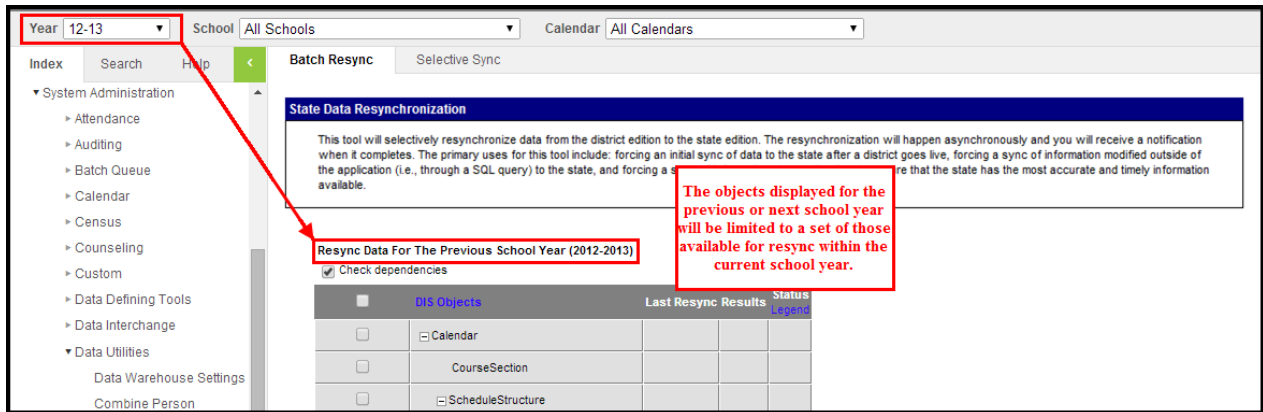
Objects that appear on the Resync State Data tool when the previous/next school year is selected will meet both of the following criteria:

- Objects are related specifically to the school year displayed in the **Year** field of the Campus toolbar.
- Objects have been configured to sync for the school year displayed in the **Year** field of the Campus toolbar.

Objects that do NOT appear on the Resync State Data tool when the previous/next school year is

selected will meet one or both of the following criteria:

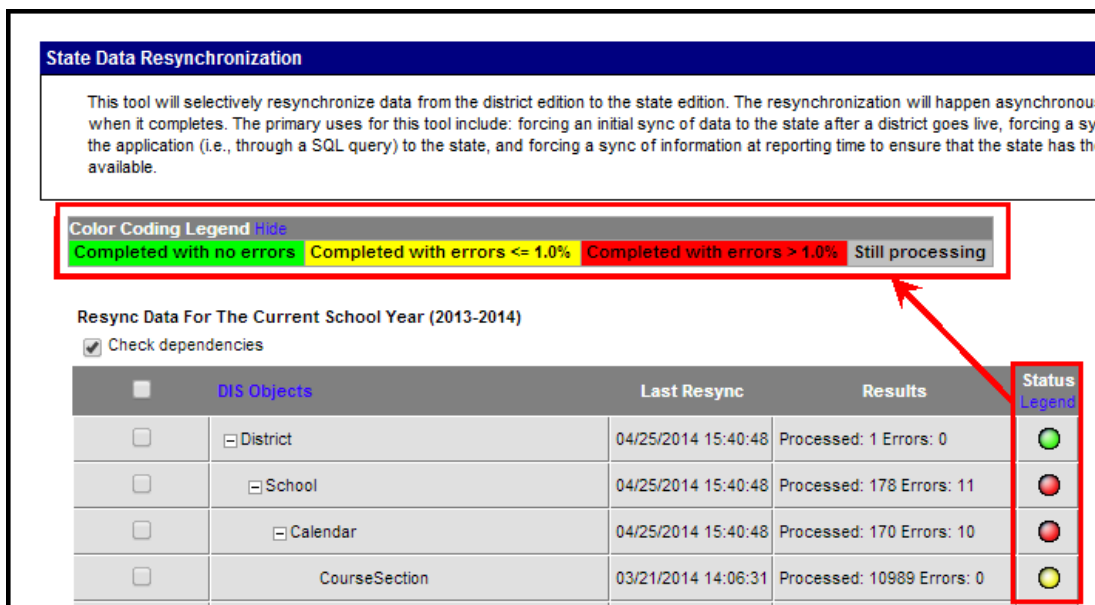
- Objects that are not tied to a school year will not display when the previous/next year is selected in the **Year** field of the Campus toolbar. To resync these objects, the current school year must be selected in the **Year** field of the Campus toolbar.
- Objects that are not configured to sync for the previous/next school year will not appear.



A resync of the previous/next year's data may be performed in the same manner(s) as that of the current year, as listed in the [Using the Resync State Data Tool \(District Level\)](#) section.

## Analyze Resync Attempts and Results

The manual resync process may warrant user analysis of resync attempts and results. The Resync State Data tool displays basic details related to district resync requests:



- **Last Resync column** - Displays the date and time the last resync was started for the object.
- **Results column** - Hovering over a result will indicate the total number of records sent for resync. This column displays two types of results for the object:
  - *Processed* - The total number of attempts to resync records.
  - *Errors* - The total number of records that did not resync to the state.

The *Errors* number includes sync failures as well as attempts to sync records that are not allowed to sync to the state (*i.e.*, state-excluded enrollments, state-excluded grade levels, state-excluded calendars, etc.). Checking the district agent's log on the [Agents](#) tool will allow system administrators to review errors.

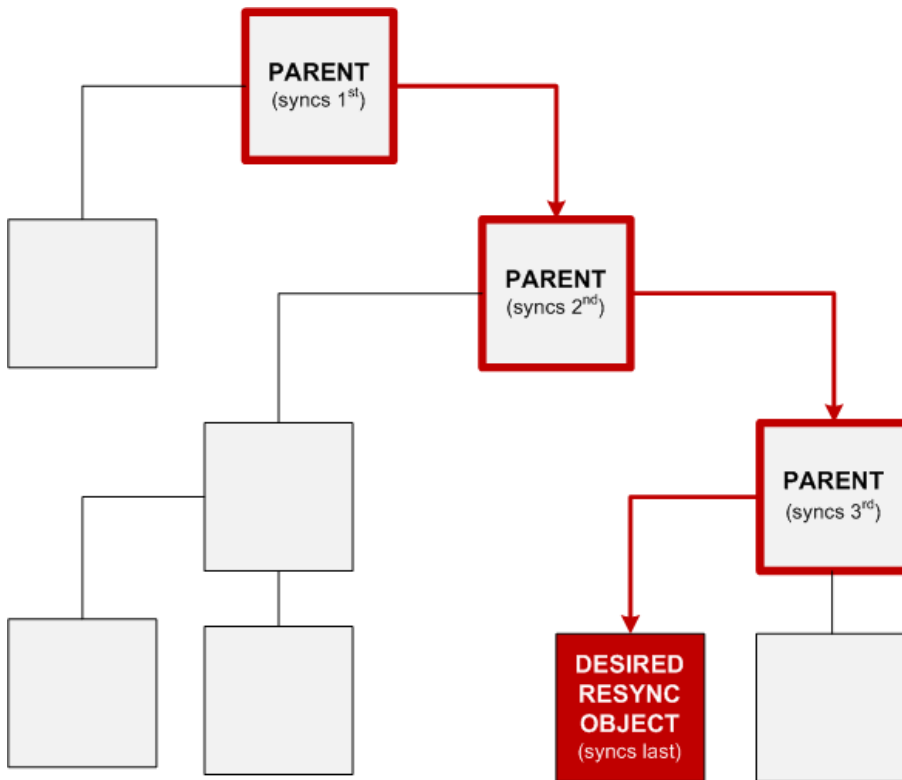
- **Status column** - Displays a colored dot indicating the level of sync success. Clicking on the **Legend** link in the header of this column will show a key that explains the logic used for the colored dots in this column.
  - *Green* - Indicates that the sync finished without any errors.
  - *Yellow* - Indicates that the sync finished with less than or equal to 1% of sync attempts resulting in error.
  - *Red* - Indicates that the sync finished with more than 1% of sync attempts resulting in error.
  - *Gray* - Indicates that the sync is currently in-progress.

The following tools may also be used for additional analysis of resync attempts:

- [Agents Tool - Agent Queue](#)
- [Agents Tool - Agent Log](#)
- [Error Log Tool](#)

## Understand Campus Object Dependencies and Hierarchy

Campus data objects exist in a hierarchical structure enforced by database dependencies. Database tables use foreign keys to link related tables/data objects. This creates a dependency chain of parent/child relationships between objects which require the “parent” to be synchronized before the “child.” When all available data objects are resynchronized, the process follows the natural order of object dependencies.



However, when only select data objects should be resynced, the system must follow a specific order to sync all appropriate “parent” object(s) before the desired “child” object(s). Resyncing certain data objects (instead of all objects) will result in error if the necessary parent object(s) have not been properly resynced first. The Resync State Data tool allows the system to properly sync objects in the intended parent/child order.

## Campus Object Hierarchies

Campus resync object hierarchies are explained in the following key and table.

- **Resync Object column** -- Lists the data objects available for manual resyncing on the Resync State Data tool. This is the object selected for resyncing by user.
- **Parent Objects column** -- Lists the "parent" objects on which the Resync Object is dependent. Parent objects are listed in dependency order (top-level parent listed first, immediate parent listed last). The immediate "parent" of the Resync Object is bolded and indicated by an asterisk [\*].
- **Child Objects column** -- Lists the "child" objects that are dependent on the Resync Object. Child objects are listed in alphabetical order. The immediate "child" object(s) of the Resync Object are bolded and indicated by an asterisk [\*].

All sync objects are listed in the table below; however, not all objects are applicable to all districts/states/regions.

[Click here to expand...](#)

Resync Object	Parent Objects	Child Objects
<b>AttendanceBIEAbsentDays</b>	District School Calendar ScheduleStructure PersonIdentity <b>Enrollment*</b>	No dependent objects
<b>AttendanceExactCount</b>	District School Calendar ScheduleStructure PersonIdentity <b>Enrollment*</b>	No dependent objects
<b>AttendanceGroupKY</b>	District School Calendar ScheduleStructure PersonIdentity <b>Enrollment*</b>	No dependent objects
<b>AttendanceKYMinute</b>	District School Calendar ScheduleStructure PersonIdentity <b>Enrollment*</b>	No dependent objects
<b>AttendanceSDMinute</b>	District School Calendar ScheduleStructure PersonIdentity <b>Enrollment*</b>	No dependent objects
<b>Behavior</b>	District School Calendar ScheduleStructure <b>PersonIdentity*</b>	No dependent objects

Resync Object	Parent Objects	Child Objects
<b>Calendar</b>	District <b>School*</b>	AttendanceBIEAbsentDays AttendanceExactCount AttendanceGroupKY AttendanceKYMinute AttendanceSDMinute Behavior CensusContactSummary ContactLog <b>CourseSection*</b> CustomStudent Day Employment EmploymentAssignment EmploymentBackground EmploymentCredential Enrollment ESSKY Form FRYSCGroupProgramKY FRYSCGroupStatusKY FRYSCStatusKY GiftedStatusKY Graduation HealthScreening ImmCertificate LEPKY MedicaidInsurance NASIS PersonIdentity PersonIdentityNoStateIDOnly Plan PlanProgressReport PreSchoolKY POSEligibility ProcessMessage ProgramParticipation Roster <b>ScheduleStructure*</b> StructureGradeLevel TEDSKY Test TestScore Title1KY Transportation Truancy VaccineShot

Resync Object	Parent Objects	Child Objects
<b>CensusContactSummary</b>	District School Calendar ScheduleStructure <b>PersonIdentity*</b>	No dependent objects
<b>ContactLog</b>	District School Calendar ScheduleStructure <b>PersonIdentity*</b>	No dependent objects
<b>CourseCode</b>	No parent dependencies	No dependent objects
<b>CourseSection</b>	District School <b>Calendar*</b>	No dependent objects
<b>CustomStudent</b>	District School Calendar ScheduleStructure PersonIdentity <b>Enrollment*</b>	No dependent objects
<b>CTEDataME</b>	District School Calendar ScheduleStructure <b>PersonIdentity*</b>	No dependent objects
<b>Day</b>	District School Calendar ScheduleStructure <b>PersonIdentity*</b>	No dependent objects

Resync Object	Parent Objects	Child Objects
<b>District</b>	No parent dependencies	AttendanceBIEAbsentDays AttendanceExactCount AttendanceGroupKY AttendanceKYMinute AttendanceSDMinute Behavior CensusContactSummary ContactLog CourseSection CustomStudent Day Employment EmploymentAssignment EmploymentBackground EmploymentCredential Enrollment ESSKY Form FRYSCGroupProgramKY FRYSCGroupStatusKY FRYSCStatusKY GiftedStatusKY Graduation HealthScreening ImmCertificate LEPKY MedicaidInsurance NASIS PersonIdentity PersonIdentityNoStateIDOnly Plan PlanProgressReport POSEligibility PreSchoolKY ProcessMessage ProgramParticipation Roster ScheduleStructure School StructureGradeLevel TeamMember TEDSKY Test TestScore Title1KY Transportation Truancy VaccineShot

<b>Base Object</b>	<b>Parent Objects</b>	<b>Child Objects</b>
<b>Employment</b>	District School Calendar ScheduleStructure <b>PersonIdentity*</b>	No dependent objects
<b>EmploymentAssignment</b>	District School Calendar ScheduleStructure <b>PersonIdentity*</b>	No dependent objects
<b>EmploymentBackground</b>	District School Calendar ScheduleStructure <b>PersonIdentity*</b>	No dependent objects
<b>EmploymentCredential</b>	District School Calendar ScheduleStructure <b>PersonIdentity*</b>	No dependent objects
<b>Enrollment</b>	District School Calendar ScheduleStructure <b>PersonIdentity*</b>	<b>AttendanceBIEAbsentDays*</b> <b>AttendanceExactCount*</b> <b>AttendanceGroupKY*</b> <b>AttendanceKYMinute*</b> <b>AttendanceSDMinute*</b> <b>CustomStudent*</b> <b>ESSKY*</b> <b>FRYSCStatusKY*</b> <b>Graduation*</b> <b>PreSchoolKY*</b> <b>Roster*</b> <b>Evaluation*</b> <b>TeamMember*</b> <b>Title1KY*</b>
<b>ESSKY</b>	District School Calendar ScheduleStructure PersonIdentity <b>Enrollment*</b>	No dependent objects
<b>Form</b>	District School Calendar ScheduleStructure <b>PersonIdentity*</b>	No dependent objects

Resync Object	Parent Objects	Child Objects
<b>FRYSCGroupProgramKY</b>	District School Calendar ScheduleStructure <b>PersonIdentity*</b>	<b>FRYSCGroupStatusKY*</b>
<b>FRYSCGroupStatusKY</b>	District School Calendar ScheduleStructure <b>PersonIdentity*</b> <b>FRYSCGroupProgramKY*</b>	No dependent objects
<b>FRYSCStatusKY</b>	District School Calendar ScheduleStructure PersonIdentity <b>Enrollment*</b>	No dependent objects
<b>GiftedStatusKY</b>	District School Calendar ScheduleStructure <b>PersonIdentity*</b>	No dependent objects
<b>Graduation</b>	District School Calendar ScheduleStructure PersonIdentity <b>Enrollment*</b>	No dependent objects
<b>HealthScreening</b>	District School Calendar ScheduleStructure <b>PersonIdentity*</b>	No dependent objects
<b>ImmCertificate</b>	District School Calendar ScheduleStructure PersonIdentity *	No dependent objects
<b>ISEPResidentialCertification</b>	No Parent Dependencies	No dependent objects
<b>ISEPResidentialVerification</b>	No Parent Dependencies	No dependent objects

Resync Object	Parent Objects	Child Objects
<b>LepKY</b>	District School Calendar ScheduleStructure <b>PersonIdentity*</b>	No dependent objects
<b>MedicaidInsurance</b>	District School Calendar ScheduleStructure <b>PersonIdentity*</b>	No dependent objects
<b>NASIS</b>	District School Calendar ScheduleStructure <b>PersonIdentity*</b>	No dependent objects

Resync Object	Parent Objects	Child Objects
<b>PersonIdentity</b>	District School Calendar <b>ScheduleStructure*</b>	AttendanceBIEAbsentDays AttendanceExactCount AttendanceGroupKY AttendanceKYMinute AttendanceSDMinute <b>Behavior*</b> <b>CensusContactSummary*</b> <b>ContactLog*</b> CustomStudent <b>Employment*</b> <b>EmploymentAssignment*</b> <b>EmploymentBackground*</b> <b>EmploymentCredential*</b> <b>Enrollment*</b> ESSKY <b>Form*</b> <b>FRYSCGroupProgramKY*</b> FRYSCGroupStatusKY <b>FRYSCStatusKY</b> <b>GiftedStatusKY*</b> Graduation <b>Health Screening*</b> <b>ImmCertificate*</b> <b>LEPKY*</b> <b>MedicaidInsurance*</b> <b>NASIS*</b> <b>Plan*</b> PlanProgressReport <b>POSEligibility*</b> PreSchoolKY <b>ProcessMessage*</b> <b>ProgramParticipation*</b> Roster <b>TEDSKY*</b> <b>Test*</b> TestScore Title1KY <b>Transportation*</b> <b>Truancy*</b> <b>VaccineShot*</b>
<b>PersonIdentityNoStateIDOnly</b>	District School Calendar <b>ScheduleStructure*</b>	No dependent objects

Resync Object	Parent Objects	Child Objects
<b>Plan</b>	District School Calendar ScheduleStructure <b>PersonIdentity*</b>	No dependent objects
<b>PlanProgressReport</b>	District School Calendar ScheduleStructure PersonIdentity <b>Plan*</b>	No dependent objects
<b>POSEligibility</b>	District School Calendar ScheduleStructure <b>PersonIdentity*</b>	No dependent objects
<b>PreSchoolKY</b>	District School Calendar ScheduleStructure PersonIdentity <b>Enrollment*</b>	No dependent objects
<b>ProcessMessage</b>	District School Calendar ScheduleStructure <b>PersonIdentity*</b>	No dependent objects
<b>ProgramParticipation</b>	District School Calendar ScheduleStructure <b>PersonIdentity*</b>	No dependent objects

Resync Object	Parent Objects	Child Objects
<p><b>ReportingEntity</b></p> <p>No longer available for Montana users as of Release Pack .1501</p>	<p><b>District*</b></p>	<p><i><b>(ONLY WHEN THE REPORTING ENTITY OBJECT IS USED)</b></i></p> <p>AttendanceBIEAbsentDays  AttendanceExactCount  AttendanceGroupKY  AttendanceKYMinute  AttendanceSDMinute  Behavior  CensusContactSummary  ContactLog  CourseSection  CustomStudent  Day  Employment  EmploymentAssignment  EmploymentBackground  EmploymentCredential  Enrollment  ESSKY  Form  FRYSCGroupProgramKY  FRYSCGroupStatusKY  FRYSCStatusKY  GiftedStatusKY  Graduation  HealthScreening  ImmCertificate  LEPKY  MedicaidInsurance  NASIS  PersonIdentity  PersonIdentityNoStateIDOnly  Plan  PlanProgressReport  POSEligibility  PreSchoolKY  ProcessMessage  ProgramParticipation  Roster  ScheduleStructure  <b>School*</b>  StructureGradeLevel  TEDSKY  Test  TestScore  Title1KY  Transportation  Truancy</p>

Resync Object Roster	Parent Objects	VaccineShot Child Objects
	District School Calendar ScheduleStructure StructureGradeLevel PersonIdentity <b>Enrollment*</b>	No dependent objects

Resync Object	Parent Objects	Child Objects
<b>ScheduleStructure</b>	District School <b>Calendar*</b>	AttendanceBIEAbsentDays AttendanceExactCount AttendanceGroupKY AttendanceKYMinute AttendanceSDMinute Behavior CensusContactSummary ContactLog CustomStudent <b>Day*</b> Employment EmploymentAssignment EmploymentBackground EmploymentCredential Enrollment ESSKY Form FRYSCGroupProgramKY FRYSCGroupStatusKY FRYSCStatusKY GiftedStatusKY Graduation HealthScreening ImmCertificate LEPKY MedicaidInsurance NASIS <b>PersonIdentity*</b> <b>PersonIdentityNoStateIDOnly*</b> Plan PlanProgressReport POSEligibility PreSchoolKY ProcessMessage ProgramParticipation Roster <b>StructureGradeLevel*</b> TeamMember TEDSKY Test TestScore Title1KY Transportation Truancy VaccineShot

Resync Object	Parent Objects	Child Objects
<p><b>School</b></p>	<p>District</p>	<p>AttendanceBIEAbsentDays  AttendanceExactCount  AttendanceGroupKY  AttendanceKYMinute  AttendanceSDMinute  Behavior  <b>Calendar*</b>  CensusContactSummary  ContactLog  CourseSection  CustomStudent  Day  Employment  EmploymentAssignment  EmploymentBackground  EmploymentCredential  Enrollment  ESSKY  Form  FRYSCGroupProgramKY  FRYSCGroupStatusKY  FRYSCStatusKY  GiftedStatusKY  Graduation  HealthScreening  ImmCertificate  LEPKY  MedicaidInsurance  NASIS  PersonIdentity  PersonIdentityNoStateIDOnly  Plan  PlanProgressReportPOSEligibility  PreSchoolKY  ProcessMessage  ProgramParticipation  Roster  ScheduleStructure  StructureGradeLevel  TEDSKY  Test  TestScore  Title1KY  Transportation  Truancy  VaccineShot</p>

Resync Object	Parent Objects	Child Objects
<b>StructureGradeLevel</b>	District School Calendar <b>ScheduleStructure*</b>	No dependent objects
<b>TeamMember</b>	District School Calendar ScheduleStructure <b>PersonIdentity*</b>	No dependent objects
<b>TEDSKY</b>	District School Calendar ScheduleStructure <b>PersonIdentity*</b>	No dependent objects
<b>Test</b>	District School Calendar ScheduleStructure <b>PersonIdentity*</b>	TestScore*
<b>TestScore</b>	District School Calendar ScheduleStructure <b>PersonIdentity*</b> <b>Test*</b>	No dependent objects
<b>Title1KY</b>	District School Calendar ScheduleStructure PersonIdentity <b>Enrollment*</b>	No dependent objects
<b>Transportation</b>	District School Calendar ScheduleStructure <b>PersonIdentity*</b>	No dependent objects
<b>Truancy</b>	District School Calendar ScheduleStructure <b>PersonIdentity*</b>	No dependent objects

Resync Object	Parent Objects	Child Objects
<b>VaccineShot</b>	District School Calendar ScheduleStructure <b>PersonIdentity*</b>	No dependent objects

## Test Scores Batch Sync Requirements

All of the following requirements must be true for scores to sync via batch syncing:

- The test needs to have a state or national code populated.
- The test has to be published from the State Edition (published = 1).
- If the root-level score doesn't have a date and the test doesn't have an end year set, the sync gets blocked entirely.
- The score date or test end year needs to fall within the active scope year.
- If the test is district-locked (editNotAvailable / Prohibit Districts from Editing Published Scores), batch sync will not work.
- The student needs to be actively enrolled in the sending district.

## Technical Information

The *DISBatchHistory* database table stores historical information related to resync requests. Though only the most recent request summary information appears in the user interface, historical resync summary data is stored in the table.

---