

# Scoring Submissions

Last Modified on 01/16/2026 2:52 pm CST

This tool is available as part of the [Campus Learning](#) premium offering.

Location: Tools throughout Instruction such as Grade Book, Planner > My Planner, and Progress Monitor > Score; Grade Book > expand an Assignment > Evaluate Work; Teaching Center > click score icon > click assignment name

Simulating a stack of papers to page through and score, teachers can view and score submissions for assignments that have student submissions enabled. Access submissions from the Teaching Center, the Grade Book, or from the Scoring editor accessed from an assignment.

Assignments with unscored submissions are counted in the Teaching Center. Click the link under the due date to view students' submissions and enter scores and flags. ● indicates an assignment with unscored assignments.

The screenshot shows the Infinite Campus interface for '20-21 Harrison High'. On the left, there's a grid of assignment cards: '1 AP Lit' (9 students), '3 English 10' (8 students), '6 Honors English 10' (9 students), and '7 English 9' (6 students). A red box highlights the '4' icon on the 'AP Lit' card. A red arrow points from this box to the 'STUDENT SUBMISSION' link in the 'TKAMP Part 1 - Short Essay' assignment row on the right. The right panel shows a list of assignments for 'Term 3', including '3600-4 AP Literature', 'Week 1 Reading Check', 'Themes Worksheet - Bildungsroman', 'Life in the 1930's and 40's - Discussion', and 'TKAMP Part 1 - Short Essay'. The 'TKAMP Part 1 - Short Essay' row shows '2' turned in, '7' assigned, and '0' scored, with a red dot next to the '2'.

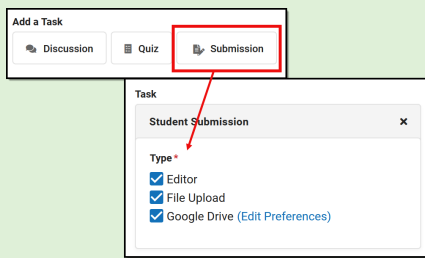
Access unscored assignments and submissions from the Teaching Center.

Teachers can also view submissions by clicking **Score** from the Assignment editor anywhere assignments can be viewed.

The screenshot shows the Assignment editor for '1) 3600-4 AP Literature > To Kill a Mockingbird - Part 1 > TKAMP Part 1 - Short Essay'. At the bottom, there are buttons for '+ Add', 'Edit', 'Score' (highlighted with a red box), and 'Close'.

From the Grade Book, expand the assignment and click the blue **Evaluate Work** to view the submission.

The screenshot shows the Grade Book for 'TKAMP: TKAMP Part 1 - Short Essay'. It displays a table with columns for 'Seq', 'Due', 'Homework', 'Points', and 'T M L I Ch X Dr'. The 'Evaluate Work' button is highlighted with a red box in the 'Evaluate Work' column.

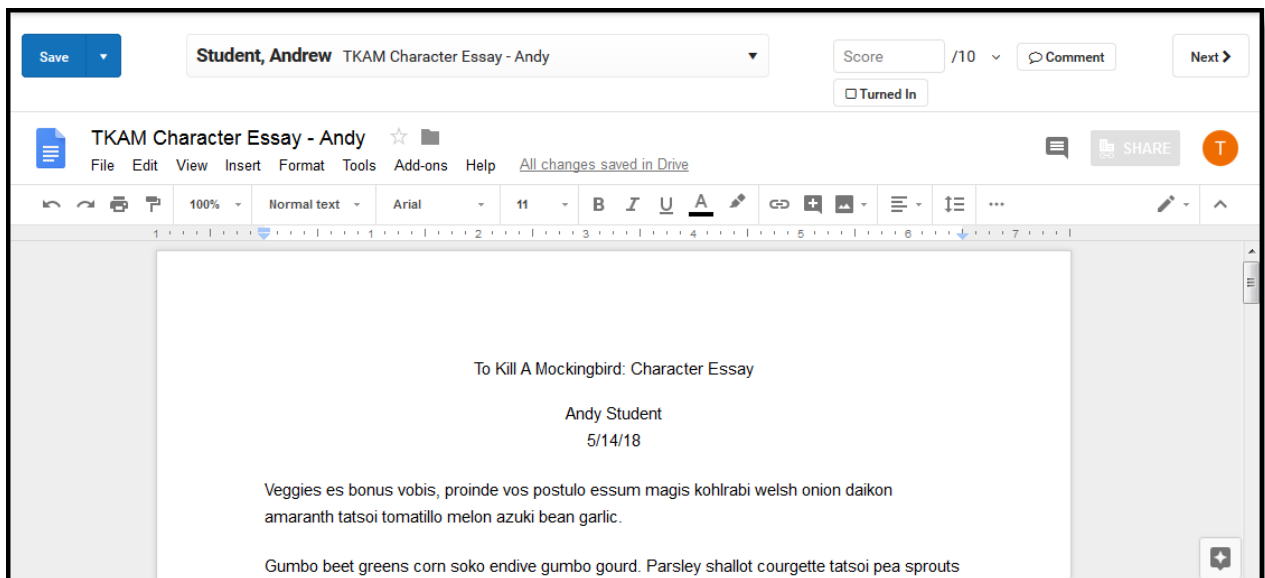


Assignments must have **Student Submissions** enabled to use this tool to view submissions. Google Drive files, file attachments, and editor submissions can be viewed in this tool.

See the [Submissions](#) article for more information.

## Submissions




Google Drive submissions display inside a basic Google editor. Google Docs, Sheets, Slides, and Drawings all display. File attachments must be downloaded to view and editor submissions display as text.



*Google Drive files and text submissions display on screen while file attachments must be downloaded.*

From this view, page through student submissions using the [Next >](#) button or by selecting a student from the dropdown list.

In the dropdown list, the status of student submissions is indicated as followed:

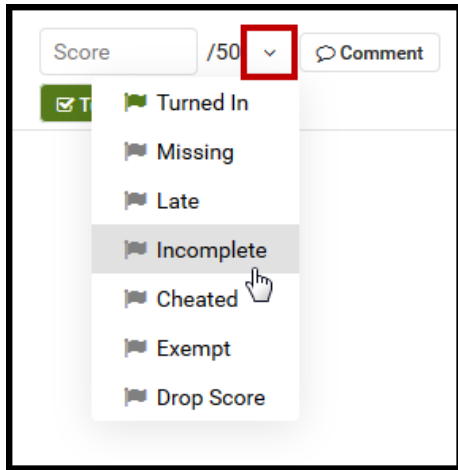
-  indicates an unscored submission
-  indicates a partially scored assignment
-  indicates a scored submission
- No dot indicates no submission

Submissions are considered scored if they have a score or any flag other than Turned In.

Submissions are flagged as  automatically when students turn them in from Campus

Student. Add additional flags by clicking the dropdown next to the score field and enter a Comment. Remove the Turned In flag to allow students to resubmit the assignment.

For Google Drive files, click Turned In to remove the flag and return ownership of the file to the student.



*Click the dropdown list to flag the assignment.*

Once scores and flags are entered, click Save or the arrow on the Save button to click Save & Back to return to the tool you were on before.

If an assignment has multiple scoring alignments, click **Score** to open the scoring panel and enter scores for each alignment.

To reassign an assignment to just this one student, click **Reassign to Student** next to the Save button. A reassigned assignment is no longer flagged as Turned In, which allows the student to reattempt the assignment, regardless of whether reattempts are enabled for the whole class.

The student receives a notification in Campus Student that the assignment has been updated.

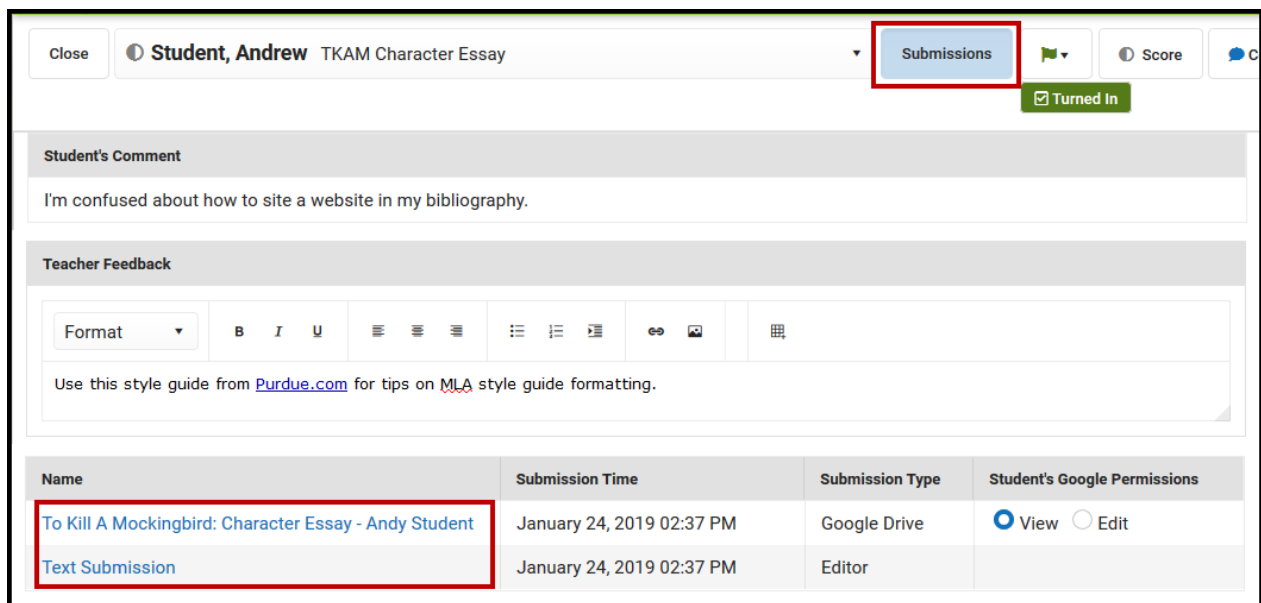
For assignments submitted via Google Drive: when the teacher reassigns an assignment, the student receives Edit rights to the Google Drive file, but the teacher retains ownership of the file.

To learn more, watch the video below.

## Multiple Submissions

If a student has submitted multiple files for a single assignment, a list of submissions displays when the student's name is selected. Click on a submission to view or download it. From a submission, click **Submissions** to return to the list of submissions.

If any submissions were submitted by the teacher, a **Submitted By** column also displays.



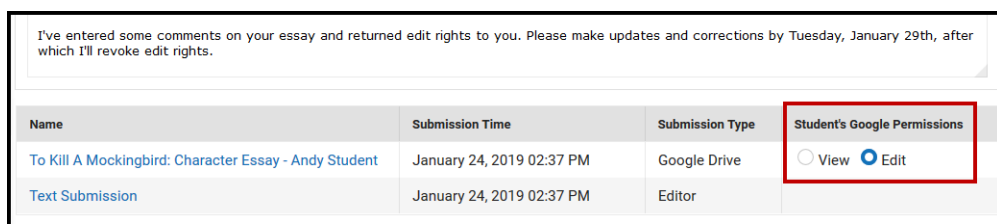
| Name  | Submission Time           | Submission Type | Student's Google Permissions                                     |
|---|---------------------------|-----------------|--|
| <a href="#">To Kill A Mockingbird: Character Essay - Andy Student</a> | January 24, 2019 02:37 PM | Google Drive    | <input checked="" type="radio"/> View <input type="radio"/> Edit |
| <a href="#">Text Submission</a>                                       | January 24, 2019 02:37 PM | Editor          |  |

Switch between multiple submissions using the Submissions View.

## Google Permissions

For files submitted through Google Drive, teachers have the option of returning edit rights to a student by marking **Edit** in the Student's Google Permissions column of the **Submissions** list. This option modifies the student's rights to the Google file only, it does not alter the status of the assignment in Campus.

This option can be used to allow a student to edit a turned in file prior to grading. Revoke edit rights at any time by switching permissions back to **View**.



| Name  | Submission Time           | Submission Type | Student's Google Permissions                                     |
|---|---------------------------|-----------------|--|
| <a href="#">To Kill A Mockingbird: Character Essay - Andy Student</a> | January 24, 2019 02:37 PM | Google Drive    | <input type="radio"/> View <input checked="" type="radio"/> Edit |
| <a href="#">Text Submission</a>                                       | January 24, 2019 02:37 PM | Editor          |  |

Allow the student to edit their turned in Google file by giving them Edit rights to the file. Revoke rights by switching back to View rights.

## Considerations

- This tool is not optimized for use on smaller screens, such as phones and small tablets.
- Currently, only one submission displays per student. View submissions by clicking the timestamp link for the student in the Grade Book or Scoring screen to view multiple submissions for a student.
- Teachers must be logged in to their Google Apps for Education account to view Google Drive files. See the [Google Drive Integration](#) article for more information.

## Previous Version

- [Scoring Submissions \[.2231 - .2323\]](#)
-