

# Establish Achievement Standards

Last Modified on 12/14/2025 8:45 pm CST

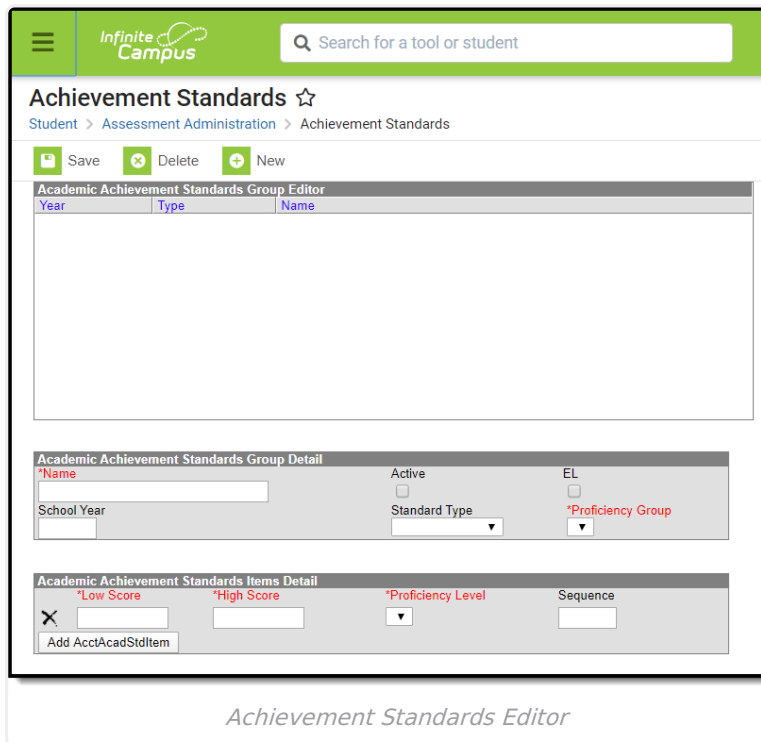
Academic Achievement Standards and Result/ Proficiency Statuses can be added under the Test Detail section of the [Assessment Center](#). The Achievement Standards tool described below will be deprecated in a future release.

Tool Search: Achievement Standards

[Cut Scores](#) | [Achievement Standards Field and Mapping](#)

After proficiency groups and levels have been created, cut scores can then be aligned with the existing proficiency levels using the Academic Achievement Standards tool.

The Achievement Standards tool contains required fields that are populated from fields on the Proficiency Levels tool. Therefore, proficiency levels should be established before creating achievement standards.



The screenshot shows the 'Achievement Standards Editor' interface. At the top, there is a green header with the 'Infinite Campus' logo and a search bar labeled 'Search for a tool or student'. Below the header, the title 'Achievement Standards' is displayed with a star icon. A breadcrumb trail reads 'Student > Assessment Administration > Achievement Standards'. There are three buttons: 'Save' (floppy disk icon), 'Delete' (trash icon), and 'New' (plus icon). Below these is a table titled 'Academic Achievement Standards Group Editor' with columns for 'Year', 'Type', and 'Name'. The table is currently empty. Below the table is a section titled 'Academic Achievement Standards Group Detail' containing fields for '\*Name' (text input), 'Active' (checkbox), 'EL' (checkbox), 'School Year' (text input), 'Standard Type' (dropdown menu), and '\*Proficiency Group' (dropdown menu). Below this is another section titled 'Academic Achievement Standards Items Detail' containing fields for '\*Low Score' (text input), '\*High Score' (text input), '\*Proficiency Level' (dropdown menu), and 'Sequence' (text input). There is also a button labeled 'Add AcctAcadStdItem'.

## Cut Scores

Academic Achievement Standards refer to the range of scores, or cut scores, accepted for a specific proficiency level. The cut scores mapped to a proficiency level are contained within a specific standards group that can be aligned to a certain assessment.

## Creating a New Academic Achievement Standards Group

1. Select the **New** icon from the action bar. An Achievement Standards editor will display.
2. Enter a **Name** for the Academic Achievement Standards Group.
3. Mark the **Active** checkbox to select the achievement standards on the Test Structure.
4. Mark the **EL** checkbox to indicate the achievement standard relates to an English Learners assessment.
5. If this is a BIE site, select the **State** field.
6. Enter a **School Year** in YYYY format. This year should be the beginning/end year of the related school year. This field should be left blank if the standard is the same across multiple years.
7. Select a **Subject Area** from the dropdown list if the achievement standard is specified for an identified subject. If this field is left blank, the achievement standard is the same across multiple subject areas.
8. Assign a **Standards Type** to the achievement standard. If left blank, the achievement standard will be the same across multiple standard types.
9. Select the appropriate **Proficiency Group** to use for these scoring standards.

Cut Scores can now be created in the Academic Achievement Standards Items Detail.

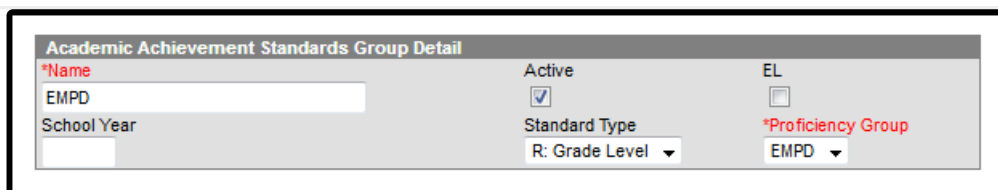
## Aligning Cut Scores to Proficiency Levels

1. Enter a **Low Score** for the selected achievement standard.
2. Enter a **High Score** for the selected achievement standard.
3. Select a **Proficiency Level**.
4. Enter a **Sequence** to determine the order in which the scores will appear.
5. Click the **Save** button when finished.

It is highly recommended that the score for a High Score does not have a gap between the next Low Score. For example, if a High Score for a Meets Standards item is 59, the Low score for the Above Standards item should be 60.

# Achievement Standards Field and Mapping

## Academic Achievement Standards Group Detail Editor



The screenshot shows a form titled "Academic Achievement Standards Group Detail". It contains the following fields and controls:

- \*Name**: A text input field with "EMPD" entered.
- Active**: A checkbox that is checked.
- EL**: A checkbox that is unchecked.
- School Year**: A text input field that is empty.
- Standard Type**: A dropdown menu with "R: Grade Level" selected.
- \*Proficiency Group**: A dropdown menu with "EMPD" selected.

*Academic Achievement Standards Group Detail Editor*

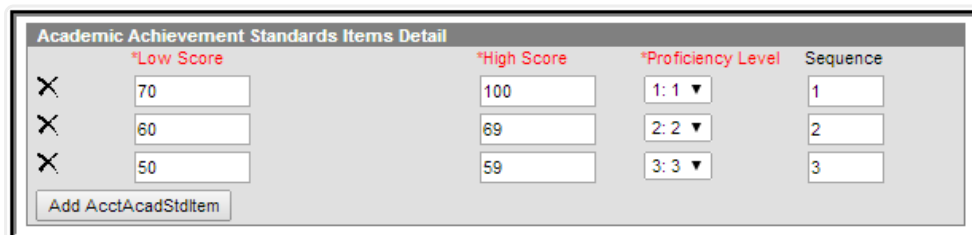
- **Database Table:** AcctAcadStdGroup
- **Database Primary Key:** AcctAcadStdGroupID
- **Foreign Key:** AcctProfLevelGroupID

Field Name	Description	Database Location
<b>Name</b>	The descriptive name assigned to the academic standard group, displayed in the Academic Achievement Standards Group Editor.	acctAcadStdGroup.name
<b>Active</b>	If flagged, the checkbox indicates the academic standard group is currently active and available for selection.	acctAcadStdGroup.active
<b>EL</b>	<p>If flagged, the checkbox indicates the academic standard group is considered an EL group.</p> <p>This allows the Academic Achievement Standard Group to be selected in the Academic Achievement Standard Dropdown list location in <a href="#">Tests</a> if the test is set as an EL test type.</p>	acctAcadStdGroup.lep
<b>State</b>	<p>The state to which this academic standard should be mapped.</p> <p>This allows the Academic Achievement Standard group to be selected in the Academic Achievement Standard dropdown list located in <a href="#">Tests</a> if the test State is the same and all other required alignment criteria are met.</p> <div> <p>This is only applicable to BIE editions. This field will not appear for non-BIE districts.</p> </div>	acctAcadStdGroup.state

Field Name	Description	Database Location
<b>School Year</b>	<p>The end year of the school year range to which this academic standard group is associated.</p> <p>This allows the Academic Achievement Standard group to be selected in the Academic Achievement Standard dropdown list located in <a href="#">Tests</a> if the test year is the same and all other required alignment criteria are met. If no year is selected, this group will be available for any school year.</p> <p>(<i>E.g.</i>, If the school year range is 2008-2009, enter "2009.")</p>	acctAcadStdGroup.endYear
<b>Subject Area</b>	<p>The core subject area with which this academic standard group should be identified.</p> <p>This allows the Academic Achievement Standard group to be selected in the Academic Achievement Standard dropdown list located in <a href="#">Tests</a> if the test NCLB Subject area is the same and all other required alignment criteria are met. (<i>E.g.</i>, Math, English, History, Arts)</p>	acctAcadStdGroup.coreSubject
<b>Standard Type</b>	<p>The standards type to be associated with the Academic Achievement Standards Group.</p> <p>This allows the Academic Achievement Standard group to be selected in the Academic Achievement Standard dropdown list located in Tests if the test standard type is the same and all other required alignment criteria are met.</p>	acctAcadStdGroup.standardType

Field Name	Description	Database Location
<b>Proficiency Group</b>	<p>The proficiency group to use for the Academic Achievement Standards Group.</p> <p>This field is populated by groups created on the Proficiency Level tool based on active groups and groups that match that standards type and/or EL.</p>	acctAcadStdGroup.acctProfLevelGroupID

## Academic Achievement Items Detail Editor



	*Low Score	*High Score	*Proficiency Level	Sequence
X	70	100	1: 1 ▼	1
X	60	69	2: 2 ▼	2
X	50	59	3: 3 ▼	3

Add AcctAcadStdItem

*Academic Achievement Standards Items Detail Editor*

- **Database Table:** AcctAcadStdItem
- **Database Primary Key:** AcctAcadStdItemID
- **Foreign Keys:** acctAcadStdGroupID, acctProfLevelItemID

Field Name	Description	Database Locations Table.Column
<b>Low Score</b>	The lowest score associated with the proficiency level selected for the standard (e.g., If the acceptable score range for the proficiency level is 90-100, enter "90").	acctAcadStdItem.lowScore
<b>High Score</b>	The highest score associated with the proficiency level selected for the standard (e.g., If the acceptable score range for the proficiency level is 90-100, enter "100").	acctAcadStdItem.highScore

Field Name	Description	Database Locations Table.Column
<b>Proficiency Level</b>	<p>The proficiency level associated with the range of high and low scores.</p> <p>This field looks first to the proficiency group selected in the Proficiency Group field and then populates based on the levels assigned to that group, as created on the Proficiency Level tab.</p>	<p>acctAcadStdItem.acctAcadStdGroupID</p> <p>acctAcadStdItem.acctProfLevelItemID</p>
<b>Sequence</b>	Order this item will display in a list.	acctAcadStdItem.sequence