

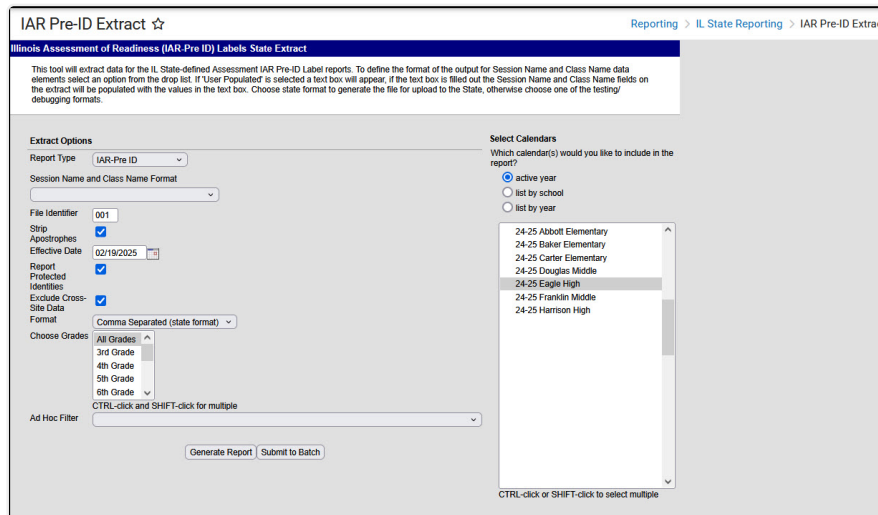
IAR Pre-ID Extract (Illinois)

Last Modified on 08/22/2025 8:38 am CDT

[Report Logic](#) | [Report Editor](#) | [Generate the IAR Pre-ID Report](#) | [Report Layout](#)

Tool Search: IAR Pre-ID Extract

The IAR Pre-ID Extract produces a file for IAR Pre-ID Label reports. Students in grades 03-12 with an active enrollment as of the effective date are included and have a [Test Accommodations](#) record for one of the IAR Assessments.



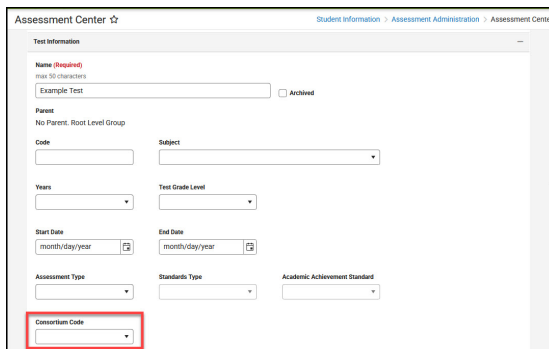
IAR PreID Extract

Report Logic

All students who have an active enrollment as of the entered effective date and are enrolled in grades 03-12 report. If the student has multiple enrollments, the most recent primary enrollment reports; if there is no primary enrollment, the most recent active Special Education or Partial enrollment reports.

Students are included multiple times if they are tied to multiple courses and/or have multiple test accommodation records in the selected calendar that meet the following course criteria:

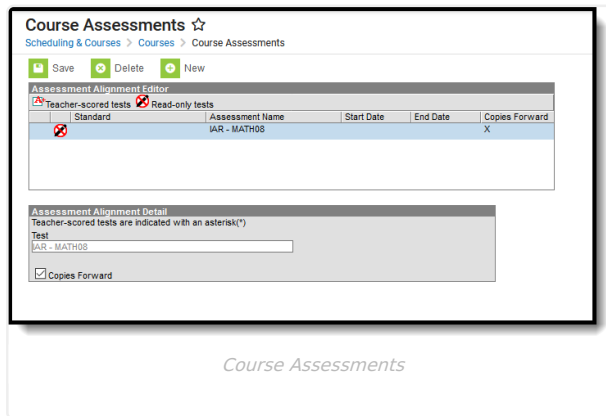
- Active courses are tied to an assessment as of the effective date.
- **Consortium Code** associated with the assessment.

<ul style="list-style-type: none"> • ALG01 • ALG02 • ELA03 • ELA04 • ELA05 • ELA06 • ELA07 • ELA08 	<ul style="list-style-type: none"> • ELA09 • ELA10 • ELA11 • GEO01 • MAT03 • MAT04 • MAT05 • MAT06 	<ul style="list-style-type: none"> • MAT07 • MAT08 • MAT11 • MAT21 • MAT31 • SCI05 • SCI08 • SCI11 	
--	--	--	--

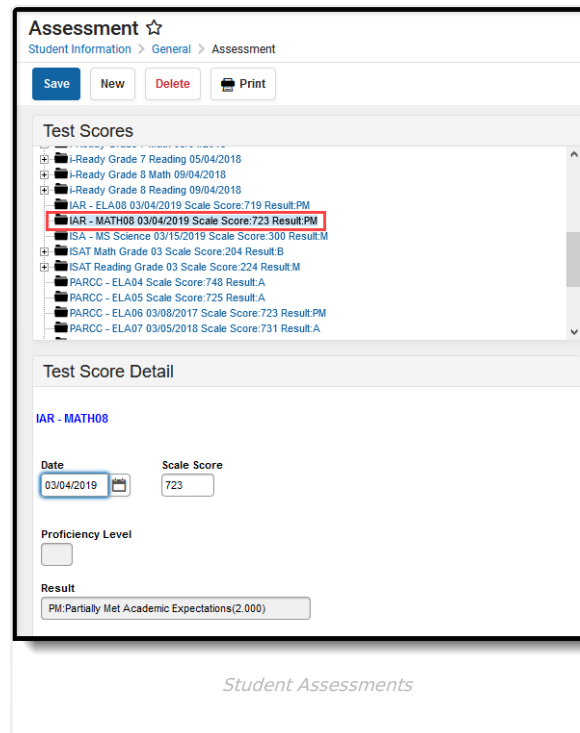
- If the Session Name and Class Name Format is Course Number-Teacher Last Name-Period or Course/Section Number-Teacher Last Name, AND the student is active in multiple sections as of the effective date, both sections report; otherwise, only one record per course reports.

In addition to populating the **Consortium Code**, the assessment needs to be assigned to a **Course** in which the

student is scheduled, and the student must have a score for that assessment.



Course Assessments



Student Assessments

Students are not reported when any of the following are marked State Exclude:

- Enrollment record
- Grade Level marked
- Calendar

The report sorts data in the following order:

- Test Code
- Assessment Session Name
- Last Name
- First Name
- State ID

Report Editor

Field	Description
Report Type	Indicates which report generates, either the IAR Pre-ID or the Errors and Warnings Report . There is no logic surrounding the Errors and Warning type.
Session Name and Class Name Format	<p>When populated, the selected value reports the values in the Assessment Session Name and Class Name fields in the IAR Pre-ID Layout. Options are:</p> <ul style="list-style-type: none"> • Course Number-Teacher Last Name-Period • Course/Section Number-Teacher Last Name • User Populated <p>When the User Populated option is selected, a text box displays (Session Name and Class Name). This is NOT a required selection to generate the report.</p>
File Identifier	A numeric field that notes the number of times the report has been generated. This field is used in the File Naming Convention of the extract when submitting the extract in the State Format (RCDTS or District Name + __ + MMDDYY_File Identifier).

Field	Description
Strip Apostrophes	<p>When marked, the following marks are removed from student names and other reported data:</p> <ul style="list-style-type: none"> • Apostrophes ('), Commas (,), Periods (.) • Umlaut (Ö) • Tilde (Ñ) • Grave Accents (Ö), Acute Accents (Ó) • Circumflex (Ô) <p>When not marked, these marks are not removed.</p>
Effective Date	Entered date is used to report students who are actively enrolled. Dates may be entered in <i>mmdyy</i> format or by clicking the calendar icon and selecting a date.
First Year in US School Date	Entered date is used to locate students enrolled in school for less than 365 days, based on the date entered on the Date Entered US on the student's Demographics tab.
Report Protected Identities	Student identity information (last name, first name, etc.) reports from the Protected Identity Information fields when marked.
Format	The report can be generated in either HTML or in the State Format (Comma Delimited) . The HTML format can be used to review data prior to submission of the extract. The State Format should be used when submitting information to the state.
Choose Grades	Users can select a grade level, multiple grade levels or all grade levels. Use the CTRL and SHIFT keys to select multiple grade levels.
Ad hoc Filter	Selecting an ad hoc filter further narrows the student set to be only those students who are included in the selected filter.
Calendar Selection	A calendar must also be selected when generating the report. This selection only returns students who are enrolled in that calendar and who also meet the reporting criteria.
Report Generation	Use the Generate Extract button to immediately display the extract's results. For a larger data set, use the Submit to Batch button. This allows selecting a specific time in which the extract is generated (after school hours). See the Batch Queue article for more information.

Generate the IAR Pre-ID Report

1. Select the **IAR Pre-ID** as the **Report Type**.
2. If desired, select the **Session Name and Class Name Format** option.
3. Enter the correct **File Identifier**.
4. If desired, mark the **Strip Apostrophes** checkbox.
5. Enter the desired **Effective Date** and the **First Year in US School Date**.
6. If desired, mark the **Report Protected Identities** checkbox.
7. Select the desired **Format**.
8. Choose which **Grades** to include in the report.
9. If desired, select an **Ad hoc Filter**.
10. Choose the desired **Calendars**.
11. Click the **Generate Report** option to display the report's results immediately; choose the **Submit to Batch** button to determine when the report is generated.

Name		Student Count	File Name	Today	RCDS
IAR Pre-ID 486			IAR_Pre-ID_31045300026_02172021_001.html	02/17/2021	310453000260000

State Abbreviation	Testing District Code	Testing School Code	Home District Code	Home School Code	State Student Identifier	Local Student Identifier	Unique Pearson Student Identifier	Last Or Surname	First Name	Middle Name
IL	3104530000000000	3104530000000000	3104530000000000	3104530000000000	123456789	123456		Student	Asher	Dylan
IL	3104530000000000	3104530000000000	3104530000000000	3104530000000000	234567890	234567		Student	Benson	"
IL	3104530000000000	3104530000000000	3104530000000000	3104530000000000	345678901	234567		Student	Callie	"
IL	3104530000000000	3104530000000000	3104530000000000	3104530000000000	456789012	456789		Student	Benson	"
IL	3104530000000000	3104530000000000	3104530000000000	3104530000000000	567890123	567890		Student	Dylan	Arthur
IL	3104530000000000	3104530000000000	3104530000000000	3104530000000000	678901234	678901		Student	Ernie	"

IAR Pre-ID Extract - HTML Format

	A	B	C	D	E	F	G	H	I	J	K	L	M	N	O	P	Q	R	S	T	U
1	IAR Pre-ID	486	IAR_Pre-ID_2/17/2021		3.1E+14																
2	IL	3.1E+14	3.1E+14	3.1E+14	3.1E+14	123456789	123456		Student	Asher	Dylan	9/14/2005 M			9 Y	N	N	N	N	N	Y
3	IL	3.1E+14	3.1E+14	3.1E+14	3.1E+14	2345678901	234567		Student	Benson	*	6/10/2006 M			9 Y	Y	N	N	N	N	N
4	IL	3.1E+14	3.1E+14	3.1E+14	3.1E+14	3456789012	345678		Student	Callie	*	5/13/2006 F			9 Y	Y	N	N	N	N	N
5	IL	3.1E+14	3.1E+14	3.1E+14	3.1E+14	4567890123	456789		Student	Ben	*	3/16/2006 M			9 Y	Y	N	N	N	N	N
6	IL	3.1E+14	3.1E+14	3.1E+14	3.1E+14	5678901234	567890		Student	Dylan	Arthur	5/8/2006 M			9 Y	Y	N	N	N	N	N
7	IL	3.1E+14	3.1E+14	3.1E+14	3.1E+14	6789012345	678901		Student	Evie	*	5/17/2006 F			9 Y	Y	N	N	N	N	N
8																					

IAR Pre-ID Extract - Comma Delimited (State Format)

Report Layout

Data Element	Description	Location
Report Header		
Report Name	Reports the name of the extract being generated. This always reports a value of IAR Pre-ID .	N/A
Student Count	Reports the total number of records that appear on the report.	N/A
File Name	IAR_Pre-ID_310453000260_01302015_001.txt)	N/A
Date	Reports the date the extract was generated. <i>Date field, 10 characters (MM/DD/YYYY)</i>	N/A
RCDTS Code	The Region-County-District-Type-School code that identifies the school generating the extract. <i>RRCCDDDDDTSSSS, 15 characters</i>	District Information > State District Number, Type, Region Number, County School Information > State School Number District.districtID District.county District.region School.number
Report Layout		
State Abbreviation	Reports a value of IL. <i>Alphabetic, 2 characters</i>	N/A
Testing District Code	Reports the district code responsible for administering the assessment for the student, as entered on the student's Enrollment record. This reports a concatenation of the Testing District and Testing School codes. When the Testing District and Testing School fields are not populated, the value reports from the Serving District and Serving School fields. <i>Alphanumeric, 15 characters</i>	Enrollments > State Reporting Fields > Testing District, Testing School Enrollment.testingRCDTS Enrollment.testingSchool Enrollments > State Reporting Fields > Serving District, Serving School Enrollment.servingRCDTS Enrollment.servingSchool

Data Element	Description	Location
Testing School Code	<p>Reports the school code responsible for administering the assessment for the student, as entered on the student's Enrollment record.</p> <p>This reports a concatenation of the Testing District and Testing School codes.</p> <p>When the Testing District and Testing School fields are not populated, the value reports from the Serving District and Serving School fields.</p> <p><i>Alphanumeric, 15</i></p>	<p>Enrollments > State Reporting Fields > Testing District, Testing School</p> <p>Enrollment.testingRCDS Enrollment.testingSchool</p> <hr/> <p>Enrollments > State Reporting Fields > Serving District, Serving School</p> <p>Enrollment.servingRCDS Enrollment.servingSchool</p>
Home District Code	<p>Reports the district code responsible for specific educational services and/or instruction of the student, as entered on the student's Enrollment record.</p> <p>This reports a concatenation of the Home District and Home School codes.</p> <p>When the Home District and Home School fields are not populated, the value reports a concatenation of the District Region Number, District County Number, District State District Number, District Type, and School Number.</p> <p><i>Alphanumeric, 15 characters (RRCCDDDDTTSSSS)</i></p>	<p>Enrollments > State Reporting Fields > Home District, Home School</p> <p>Enrollment.residentDistrict Enrollment.residentSchool</p> <hr/> <p>District Information > State District Number, Type, Region Number, County</p> <p>School Information > State School Number</p> <p>District.districtID District.county District.region School.number</p>
Home School Code	<p>Reports the unique number or alphanumeric code assigned to an institution by a school, school system, state, or other agency or entity.</p> <p>This reports a concatenation of the Home District and Home School codes.</p> <p>When the Home District and Home School fields are not populated, the value reports a concatenation of the District Region Number, District County Number, District State District Number, District Type, and School Number.</p> <p><i>Alphanumeric, 15 characters (RRCCDDDDTTSSSS)</i></p>	<p>Enrollments > State Reporting Fields > Home District, Home School</p> <p>Enrollment.residentDistrict Enrollment.residentSchool</p> <hr/> <p>District Information > State District Number, Type, Region Number, County</p> <p>School Information > State School Number</p> <p>District.districtID District.county District.region School.number</p>

Data Element	Description	Location
State Student Identifier	Reports the student's state-assigned state ID. <i>Numeric, 9 digits</i>	Demographics > Person Identifiers > State ID Person.stateID
Local Student Identifier	Reports the student's local student number. <i>Numeric, 6 digits</i>	Demographics > Person Identifiers > Student Number Person.studentNumber
Unique Pearson Student Identifier	Reports blank.	N/A
Last Name	Reports the student's last name. When the Report Protected Identities checkbox is marked on the report editor, the student's last name reports from the Legal Last Name field if populated. <i>Alphanumeric, 30 characters</i>	Census > People > Identity Information > Last Name Identity.lastName <hr/> Census > People > Identities > Protected Identity Information > Legal Last Name Identity.legalLastName
First Name	Reports the student's first name. When the Report Protected Identities checkbox is marked on the report editor, the student's first name reports from the Legal First Name field if populated. <i>Alphanumeric, 30 characters</i>	Census > People > Identity Information > First Name Identity.firstName <hr/> Census > People > Identities > Protected Identity Information > Legal First Name Identity.LegalfirstName
Middle Name	Reports the student's middle name. When the Report Protected Identities checkbox is marked on the report editor, the student's first name reports from the Legal Middle Name field if populated. <i>Alphanumeric, 35 characters</i>	Census > People > Identity Information > First Name Identity.middleName <hr/> Census > People > Identities > Protected Identity Information > Legal First Name Identity.LegalMiddleName
Birth Date	Reports the student's birth date. <i>Date field, 10 characters (MM/DD/YYYY)</i>	Demographics > Person Information > Birth Date Identity.birthdate
Sex	Reports the student's gender as either Male (M) or Female (F). <i>Alphabetic, 1 character</i>	Census > People > Identity Information > Gender Identity.gender
State Field 1	Reports blank.	N/A

Data Element	Description	Location
Grade Level When Assessed	Reports the state grade of the student. <i>Alphanumeric, 2 characters</i>	Enrollments > General Enrollment Information > Grade Enrollment.grade
Hispanic or Latino Ethnicity	Reports whether the student is considered to be of Hispanic or Latino ethnicity. <i>Alphabetic, 1 character (Y or N)</i>	Demographics > Race/Ethnicity > Is the individual Hispanic/Latino? Identity.hispanicEthnicity
American Indian or Alaska Native	Reports whether the student is considered to be of American Indian or Alaska Native ethnicity. <i>Alphabetic, 1 character (Y or N)</i>	Demographics > Race/Ethnicity > American Indian or Alaska Native Identity.raceEthnicity
Asian	Reports whether the student is considered to be of Asian ethnicity. <i>Alphabetic, 1 character (Y or N)</i>	Demographics > Race/Ethnicity > Asian Identity.raceEthnicity
Black or African American	Reports whether the student is considered to be Black or of African American ethnicity. <i>Alphabetic, 1 character (Y or N)</i>	Demographics > Race/Ethnicity > Black or African American Identity.raceEthnicity
Native Hawaiian or Other Pacific Islander	Reports whether the student is considered to be Native Hawaiian or Other Pacific Islander. <i>Alphabetic, 1 character (Y or N)</i>	Demographics > Race/Ethnicity > Native Hawaiian or Other Pacific Islander Identity.raceEthnicity
White	Reports whether the student is considered to be white. <i>Alphabetic, 1 character (Y or N)</i>	Demographics > Race/Ethnicity > White Identity.raceEthnicity
State Field 2	Reports blank	N/A
Two or More Races	Reports whether the student is considered to be of two more races. Reports Y when multiple options are marked on the RaceEthnicity fields on the Demographics record or if M: Multi-Racial is selected. <i>Alphabetic, 1 character (Y or N)</i>	Demographics > Race/Ethnicity Identity.raceEthnicity
English Learner	Reports a value of Y when the student has an EL Program Status of LEP. Otherwise, reports a value of N. <i>Alphabetic, 1 character (Y or N)</i>	English Learning (EL) > EL > Program Status ProgramParticipation.programStatus

Data Element	Description	Location
Title III Limited English Proficient	<p>Reports a value of Y when the student has an EL Program Status of LEP.</p> <p>Otherwise, reports a value of N.</p> <p><i>Alphabetic, 1 character (Y or N)</i></p>	<p>English Learning (EL) > EL > Program Status</p> <p>ProgramParticipation.programStatus</p>
Gifted and Talented	<p>Reports a value of Y when the student is participating in and served by a Gifted/Talented program.</p> <p>Otherwise, reports a value of N.</p> <p><i>Alphabetic, 1 character (Y or N)</i></p>	<p>Enrollments > State Reporting Fields > Gifted and Talented</p> <p>Enrollment.giftedTalented</p>
Migrant Status	<p>Reports a value of Y when the student or the student's parents are considered to be migratory.</p> <p>Otherwise, reports a value of N.</p> <p><i>Alphabetic, 1 character (Y or N)</i></p>	<p>Enrollments > State Reporting Fields > Migrant</p> <p>Enrollment.migrant</p>
Economic Disadvantage Status	<p>Reports a value of Y when the student has met the state criteria for classification as having an economic disadvantage.</p> <p>Otherwise, reports a value of N.</p> <p><i>Alphabetic, 1 character (Y or N)</i></p>	<p>FRAM > Eligibility</p> <p>POSEligibility.eligibility</p>
Student with Disabilities	<p>Indicates whether the student has a disability.</p> <ul style="list-style-type: none"> • A value of IEP reports when the Special Ed Status on the Enrollment record is Yes. • A value of B reports when the Special Ed Status on the Enrollment record is Yes and the Section 504 field on the Enrollment record is marked. • A value of 504 reports when the Special Ed Status on the Enrollment record is No and the Section 504 field on the Enrollment record is marked. <p>Otherwise, reports a value of N.</p> <p><i>Alphanumeric, 3 characters</i></p>	<p>Enrollments > State Reporting Fields > Section 504</p> <p>Enrollment.504</p> <hr/> <p>Enrollments > Special Ed Fields > Special Ed Status ></p> <p>Enrollment.specialEdStatus</p>

Data Element	Description	Location
Primary Disability Type	<p>Indicates the student's overriding disability condition when the Special Ed Status is Y.</p> <p>Reports the code assigned to the disability.</p> <ul style="list-style-type: none"> • 01: Intellectual Disability = Report Code IntD • 02: Hearing Impairment = Report Code HI • 03: Speech and/or Language Impairment = Report Code S/L • 04: Visual Impairment = Report Code VI • 05: Emotional Disability = Report Code ED • 06: Orthopedic Impairment = Report Code PI • 07: Other Health Impairment = Report Code OHI • 08: Specific Learning Disability = Report Code SLD • 09: Deaf-Blindness = Report Code D-B • 10: Multiple Disabilities = Report Code MD • 11: Autism = report Code AUT • 12: Traumatic Brain Injury = Report Code TBI • 13: Developmental Delay = Report Code DD • 14: Deafness = Report Code D <p><i>Alphanumeric, 3 characters</i></p>	<p>Enrollments > Special Ed Fields > Primary Disability</p> <p>Enrollment.disability1</p>
State Field 3 - State Field 14	Reports blank.	N/A
Assessment Test Taken	Reports blank.	N/A
Learning Option	Reports blank.	N/A

Data Element	Description	Location
Session Name	<p>Reports the location where the student is taking the assessment, based on the Session Name and Class Name Format field in the Report Editor.</p> <p>When Course Number-Teacher Last Name—Period is selected, this field reports the course number (from course.number), the last name of the primary teacher who was active as of the effective date on the extract editor, and the name of the period in which the section takes place.</p> <p>When Course/Section Number-Teacher Last Name is selected, this field reports the course number combined with the section number and the last name of the primary teacher that was active as of the effective date on the extract editor, tied to the course/section where the student is active as of the effective date and the assessment is tied.</p> <ul style="list-style-type: none"> • If the student is active in multiple sections, a record reports for each section. • If no active primary teacher is/was assigned to the course as of the effective date, no teacher reports. <p>When User Populated is selected AND a value is entered in the text box, this field reports the selected value. Otherwise, a blank value is reported.</p> <p>When no value is selected, a blank value reports.</p> <p>When the user has a value in the assessment location override field on the accommodations tab, that value report over the selection made on the extract editor.</p> <p><i>Alphanumeric, 38 characters</i></p>	<p>IL State Reporting > IAR Pre-ID Extract > Session Name and Class Name Format</p> <hr/> <p>Test Accommodations > Alt Testing Location</p> <p>Test Accommodations.altTestingLocation</p>

Data Element	Description	Location
Class Name	<p>Reports a unique number or alphanumeric code assigned to a room by a school, school system, state, or other agency/entity based on the Session Name and Class Name Format field in the Report Editor.</p> <p>When Course Number-Teacher Last Name- Period is selected, field reports the course number (from course.number), the last name of the primary teacher that was active as of the effective date on the extract editor, and the name of the period in which the section takes place.</p> <ul style="list-style-type: none"> • If the section takes place in multiple periods, the earliest instructional period reports. • If no active primary teacher is/was assigned to course as of effective date, no teacher reports. <p>When Course/Section Number-Teacher Last Name is selected, field reports the course number combined with the section number and the last name of the primary teacher that was active as of the effective date on the extract editor, tied to the course/section where the student is active as of the effective date and the assessment is tied.</p> <ul style="list-style-type: none"> • If the student is active in multiple sections, a record reports for each section. • If no active primary teacher is/was assigned to the course as of the effective date, no teacher reports. <p>When User Populated is selected AND a value is entered in the text box, report the selected value. Otherwise, a blank value is reported.</p> <p>When no value is selected. a blank value reports.</p> <p>When the user has a value in the Alt Testing Location field on the Accommodations tab, that value reports over the selection made on the extract editor.</p> <p><i>Alphanumeric, 45 characters</i></p>	<p>IL State Reporting > IAR Pre-ID Extract > Session Name and Class Name Format</p> <hr/> <p>Test Accommodations > Alt Testing Location</p> <p>Test Accommodations.altTestingLocation</p>

Data Element	Description	Location
Test Administrator	<p>Reports the Staff State ID of the staff person overseeing the student(s) in the test session.</p> <p>When multiple staff persons are assigned to a course section, the Staff State ID reports the Primary Teacher first, then the Teacher, then the Section Staff Member.</p> <p><i>Alphanumeric, 30 characters</i></p>	<p>Demographics > Person Identifiers > Staff State ID</p> <p>Person.staffStateID</p>
Staff Member Identifier	<p>Reports the Staff State ID of the staff person.</p> <p>When multiple staff persons are assigned to a course section, the Staff State ID reports the Primary Teacher first, then the Teacher, then the Section Staff Member.</p> <p><i>Alphanumeric, 30 characters</i></p>	<p>Demographics > Person Identifiers > Staff State ID</p> <p>Person.staffStateID</p>
Test Code	<p>Reports the state code assigned at the course level.</p> <p><i>Alphanumeric, 5 characters</i></p>	<p>Scheduling > Courses > Course > Assessment</p> <hr/> <p>Assessment Center > Test Information > Consortium Code</p> <p>Test.consortiumCode</p>
Test Format	<p>Reports the test format (O: Online or P: Paper).</p> <p><i>Alphabetic, 1 character</i></p>	<p>Test Accommodations > Format</p> <p>TestAccommodations.testFormat</p>
Retest	<p>Reports a value of Y when the Retest field is marked. Otherwise, a blank value reports.</p> <p><i>Alphabetic, 1 character</i></p>	<p>Test Accommodations > Retest</p> <p>TestAccommodations.retest</p>
Blank Field	Reports blank.	N/A
Frequent Breaks	<p>Reports a value of Y when the Frequent Breaks field is marked. Otherwise, a blank value reports.</p> <p><i>Alphabetic, 1 character</i></p>	<p>Test Accommodations > Frequent Breaks</p> <p>TestAccommodations.frequentBreaks</p>
Separate/Alternate Location	<p>Reports a value of Y when the Alternate Location field is populated. Otherwise, a blank value reports.</p> <p><i>Alphanumeric, 45 characters</i></p>	<p>Test Accommodations > Frequent Breaks</p> <p>TestAccommodations.altTestingLocation</p>

Data Element	Description	Location
Small Group Testing	Reports a value of Y when the Small Testing Group field is marked. Otherwise, a blank value reports. <i>Alphabetic, 1 character</i>	Test Accommodations > Small Testing Group TestAccommodations.smallTestingGroup
Specialized Equipment or Furniture	Reports a value of Y when the Special Equipment field is marked. Otherwise, a blank value reports. <i>Alphabetic, 1 character</i>	Test Accommodations > Special Equipment TestAccommodations.specializedEquipment
Specified Area or Setting	Reports a value of Y when the Specified Area checkbox is marked. Otherwise, reports a blank value. <i>Alphabetic, 1 character</i>	Test Accommodations > Specified Area or Setting TestAccommodations.specifiedAreaOrSetting
Time of Day	Reports a value of Y when the Time of Day checkbox is marked. Otherwise, reports a blank value. <i>Alphabetic, 1 character</i>	Test Accommodations > Time of Day TestAccommodations.timeOfDay
Answer Masking	Reports a value of Y when the Answer Masking checkbox is marked. Otherwise, reports a blank value. <i>Alphabetic, 1 character</i>	Test Accommodations > Answer Masking Test Accommodations.masking
Student Read Aloud to Self	Reports a value of Y when the Read Assessment Aloud checkbox is marked. Otherwise, reports a blank value. <i>Alphabetic, 1 character</i>	Test Accommodations > Read Assessment Aloud TestAccommodations.studentReadsToThemselves
Color Contrast	Reports the selected code on the Test Accommodations tool. <i>Numeric, 2 digits</i>	Test Accommodations > Color Contrast Test Accommodations.colorContrast
ASL Video	Reports a value of Y when the ASL Video field is marked. Otherwise, a blank value reports. <i>Alphabetic, 1 character (Y)</i>	Test Accommodations > ASL Video Test Accommodations.aslVideo
Assistive Technology - Screen Reader	Reports a value of Y when the Screen Reader field is marked. Otherwise, a blank value reports. <i>Alphabetic, 1 character (Y)</i>	Student Information > General > Test Accommodations > Assistive Technology Screen Reader Test Accommodations.atScreenReader

Data Element	Description	Location
Assistive Technology - Non-Screen Reader	<p>Reports a value of Y when the Non-Screen Reader field is marked.</p> <p>Otherwise, a blank value reports.</p> <p><i>Alphabetic, 1 character (Y)</i></p>	<p>Test Accommodations > Assistive Technology Non-Screen Reader</p> <p>TestAccommodations.nonScreenReader</p>
Closed Captioning for ELA/L	<p>Reports a value of Y when the student has a test accommodation record in the selected calendar where the Closed Captioning ELA/L checkbox is marked.</p> <p>Otherwise, a blank value reports.</p> <p><i>Alphabetic, 1 character (Y)</i></p>	<p>Test Accommodations > Closed Captioning for ELA/L</p> <p>TestAccommodations.closedCaptions</p>
Refreshable Braille Display for ELA/L	<p>Reports a value of Y when the student has a test accommodation record in the selected calendar where the Refreshable Braille Display for ELA/L checkbox is marked.</p> <p>Otherwise, a blank value reports.</p> <p><i>Alphabetic, 1 character (Y)</i></p>	<p>Test Accommodations > Refreshable Braille Display for ELA</p> <p>TestAccommodations.brailleDisplay</p>
Alternate Representation - Paper Test	<p>Reports a value of Y when the student has a test accommodation record in the selected calendar where the Alternative Representation Paper Test checkbox is marked.</p> <p>Otherwise, a blank value reports.</p> <p><i>Alphabetic, 1 character (Y)</i></p>	<p>Test Accommodations > Alternate Representation Paper Test</p> <p>TestAccommodations.altRepresentationPaperTest</p>
Large Print	<p>Reports a value of Y when the student has a test accommodation record in the selected calendar where the Large Print checkbox is marked.</p> <p>Otherwise, a blank value reports.</p> <p><i>Alphabetic, 1 character (Y)</i></p>	<p>Test Accommodations > Large Print</p> <p>TestAccommodations.largePrint</p>
Braille with Tactile Graphics	<p>Reports the selected value in the Braille with Tactile Graphics field in the Test Accommodations.</p> <p><i>Numeric, 2 digits</i></p>	<p>Test Accommodations > Braille with Tactile Graphics</p> <p>TestAccommodations.brailleTactileGraphics</p>
Blank Field	Reports blank.	N/A

Data Element	Description	Location
Human Signer for Test Directions	Reports a value of Y when the Human Signer field is marked on the Test Accommodations record. Otherwise, reports a blank value. <i>Alphabetic, 1 character (Y)</i>	Test Accommodations > Human Reader or Human Signer TestAccommodations.humanSigner
Answers Recorded in Test Book	Reports a value of Y when the Answers Recorded in Test Book checkbox is marked. Otherwise, reports a blank value. <i>Alphabetic, 1 character (Y)</i>	Test Accommodations > Answers Recorded in Test Book TestAccommodations.answersInTestBook
Braille Response	Reports the value selected in the Braille Response field in the Test Accommodations tab. <i>Numeric, 2 digits</i>	Test Accommodations > Braille Response TestAccommodations.brailleResponse
Calculation Device and Mathematics Tools	Reports the assigned value when the Calculation Device and Math Tools field is marked. <i>Numeric, 2 digits</i>	Test Accommodations > Calculation Device and Math Tools TestAccommodations.calculator
ELA/L Constructed Response	Reports the selected value in the ELA/L Constructed Response field. <i>Numeric, 2 digits</i>	Test Accommodations > ELA/L Constructed Response TestAccommodations.constructedResponse
ELA/L Selected Response or Technology Enhanced Items	Reports the selected value in the ELA/L Selected Response or Technology field. <i>Numeric, 2 digits</i>	Test Accommodations > ELA/L Selected Response or Technology TestAccommodations.selectedResponse
Mathematics Response	Reports the selected value in the Mathematics Response field. <i>Numeric, 2 digits</i>	Test Accommodations > Response Math TestAccommodations.mathResponse
Monitor Test Response	Reports a value of Y when the Monitor Test Response checkbox is marked. Otherwise, reports a blank value. <i>Alphabetic, 1 character (Y)</i>	Test Accommodations > Monitor Test Response TestAccommodations.monitorTestResponse
Word Prediction for ELA/L	Reports a value of Y when the Word Prediction checkbox is marked. Otherwise, reports a blank value. <i>Alphabetic, 1 character (Y)</i>	Test Accommodations > Word Prediction TestAccommodations.wordPrediction

Data Element	Description	Location
Administration Directions Clarified in Student's Native Language	Reports a value of Y when the Directions in Read Aloud in Native Language is marked. Otherwise, reports a blank value. <i>Alphabetic, 1 character (Y)</i>	Test Accommodations > Directions Read Aloud in Native Language TestAccommodations.directionsNativeLan
Mathematics Response - EL	Reports the selected value in the Mathematics Response EL field. <i>Numeric, 2 digits</i>	Test Accommodations > Mathematics Response - EL TestAccommodations.mathResponseEL
Spanish Transadaptation of the Mathematics Assessment	Reports the option selected in the Spanish Transadaptation of Mathematics field. Otherwise, reports a blank value. <i>Numeric, 2 digits</i>	Student Information > General > Test Accommodations > Translation of Math Test to Spanish TestAccommodations.translateMathToSpanish
Word to Word Dictionary (English/Native Language)	Reports a value of Y when the Word to Word Dictionary (English/Native Language) checkbox is marked. Otherwise, reports a blank value. <i>Alphabetic, 1 character (Y)</i>	Test Accommodations > Word to Word Dictionary (English/Native Language) Test Accommodations.dictionaryInNativeLang
Text-to-Speech	Reports the value selected in the Text to Speech field. Otherwise, reports a blank value. <i>Numeric, 2 digits</i>	Test Accommodations > Text to Speech Test Accommodations.textToSpeechMath
Human Reader or Human Signer	Reports the value selected for Human Read Aloud (04) or Human Signer (03) on the Test Accommodations tool. Otherwise, reports a value of 00. <i>Numeric, 2 digits</i>	Test Accommodations > Human Reader or Human Signer Test Accommodations.readerSigner
Unique Accommodation	Reports a value of Y when the Unique Accommodation field is marked. Otherwise, reports a blank value. <i>Alphabetic, 1 character (Y)</i>	Test Accommodations > Unique Accommodation TestAccommodations.uniqueAccommodation
Emergency Accommodation	Reports the selection code when the Emergency Accommodation field is populated. <i>Numeric, 2 digits</i>	Test Accommodations > Emergency Accommodation TestAccommodations.emergencyAccommodation
Extended Time	Reports the selected value in the Extended Time field in the Test Accommodations tool. <i>Numeric, 2 digits</i>	Test Accommodations > Extended Time Test Accommodations.extendedTime

Data Element	Description	Location
PreID Barcode Number	Reports blank.	N/A
End-of-Record	Reports blank.	N/A