

See the [Assessment Tool Rights](#) article for information about rights needed to use this tool.

Student assessment data is populated using one of the following methods:

- **Individual Data Import** - Scores for transfer students may be populated to this tool through the Assessment Data Import Wizard available on the [Records Transfer \(Student\)](#) tool.
- **Mass Data Import** - When a district/school receives test files containing multiple student records, they can be imported to the Student Assessment page using the [Data Mapping and Importing](#) functionality in the Assessment Center.
- **Teacher-Scored Data Entry** - If the test is a teacher-scored assessment, teachers can enter scores on the Instruction [Post Grades](#) tool when the task has been properly configured for this purpose.
- **Manual Data Entry** - Scores can be manually entered on this screen.

Dropdown fields that may appear on this screen are populated with codes created in various areas:

- **Proficiency Level field** - Populated by values established under the Result/Proficiency Statuses section under Test Detail in the [Assessment Center](#).
- **Standards Type field** - These are hard-coded and cannot be changed
- **Result field** - Populated by values established under the Result/Proficiency Statuses section under Test Detail in the [Assessment Center](#).
- **Other dropdown list fields** - Populated by codes defined in the System Administration [Attribute Dictionary](#) tool

Things to Know

- Some child test score fields (e.g., Custom Score fields) are not in the parent test view. Select the child test to see all associated score fields.
- Scores and results for child tests may be entered on either the parent or child test. The score/result must only be entered once to auto-populate the other area.
- A separate test structure must be created for each test date if a student takes the same test more than once.
- The test structure does not allow data from one test to overwrite data from another.
- Test scores are not automatically advanced to assessments when a student takes the same test more than once.

Score Student Assessments

1. Click the name of the parent or child test.
2. If scores are editable based on the data entered in the Assessment Center, enter the scores as desired.
3. Click **Save**.

See the [Assessment Center](#) article for a description of the fields that appear for each type of test.

Teacher-Scored Tests on the Assessment Tool

When a teacher enters a score in Standardized Tests, it displays on the student's Assessment tool.

Print Assessment Results

Click the **Print** button, select a **Report Format**, and click the **Generate Report** button to generate a report listing all student's scores, including the total number of National, State, and District tests the student has taken. This report can be generated in PDF or DOCX format.

The screenshot shows a web application interface for generating a report. At the top, there are three buttons: 'New' (blue), 'Print' (yellow with a printer icon), and 'Documents' (white). Below these is a 'Test Scores' section with a list of folders: ACT:W21 (ACT V), DISTW G4 (Dist), Grade 3 Read (F), Grade 3 Read (S), Grade 3 Read (V), Grade 4 Read (F), Grade 4 Read (S), Grade 4 Read (V), Grade 5 Read (F), Grade 5 Read (S), Grade 5 Read (V), and Grade 6 Read (F). A modal window titled 'Student Test Score Detail Report' is open, featuring a close button (X). Inside the modal, there is a description: 'Generate a report listing all student's scores, including totals of the number of National, State, and District tests the student has taken.' Below this, the 'Report Format' is set to 'PDF' (selected with a radio button) and 'DOCX' (unselected). A yellow 'Generate Report' button is at the bottom right of the modal.

High School

Student Test Scores Detail

Page 1 of 10
Generated: 05/19/2022 11:29:46 AM

Student: [REDACTED]
Student Number: [REDACTED]
Gender: M
Birthdate: [REDACTED]

Total National Tests: 1
Total State Tests: 16
Total District Tests: 36
Total: 53

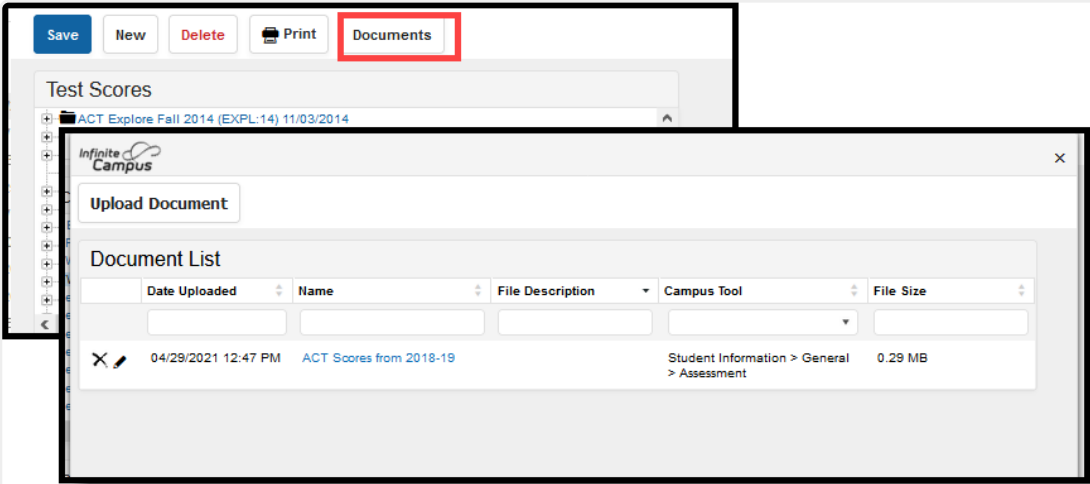
Primary Grades Reading (Winter) - Measures of Academic Progress (MAP)
Scale Score: 193.000 Percentile: 74.0 Date: 02/01/2012

- 1. Phonological Awareness (MAP)
Scale Score: 174.000 Result: LO
- 2. Phonics (MAP)
Scale Score: 194.000 Result: HI
- 3. Concepts of Print (MAP)
Scale Score: 213.000 Result: HI
- 4. Vocabulary and Word Structure (MAP)
Scale Score: 201.000 Result: HI
- 5. Comprehension (MAP)
Scale Score: 195.000 Result: HI
- 6. Writing (MAP)
Scale Score: 186.000 Result: AV

Print assessments for a student

Documents

To view documents, click the **Documents** button on the action bar. For more information, see the [Student Person Documents](#) article.



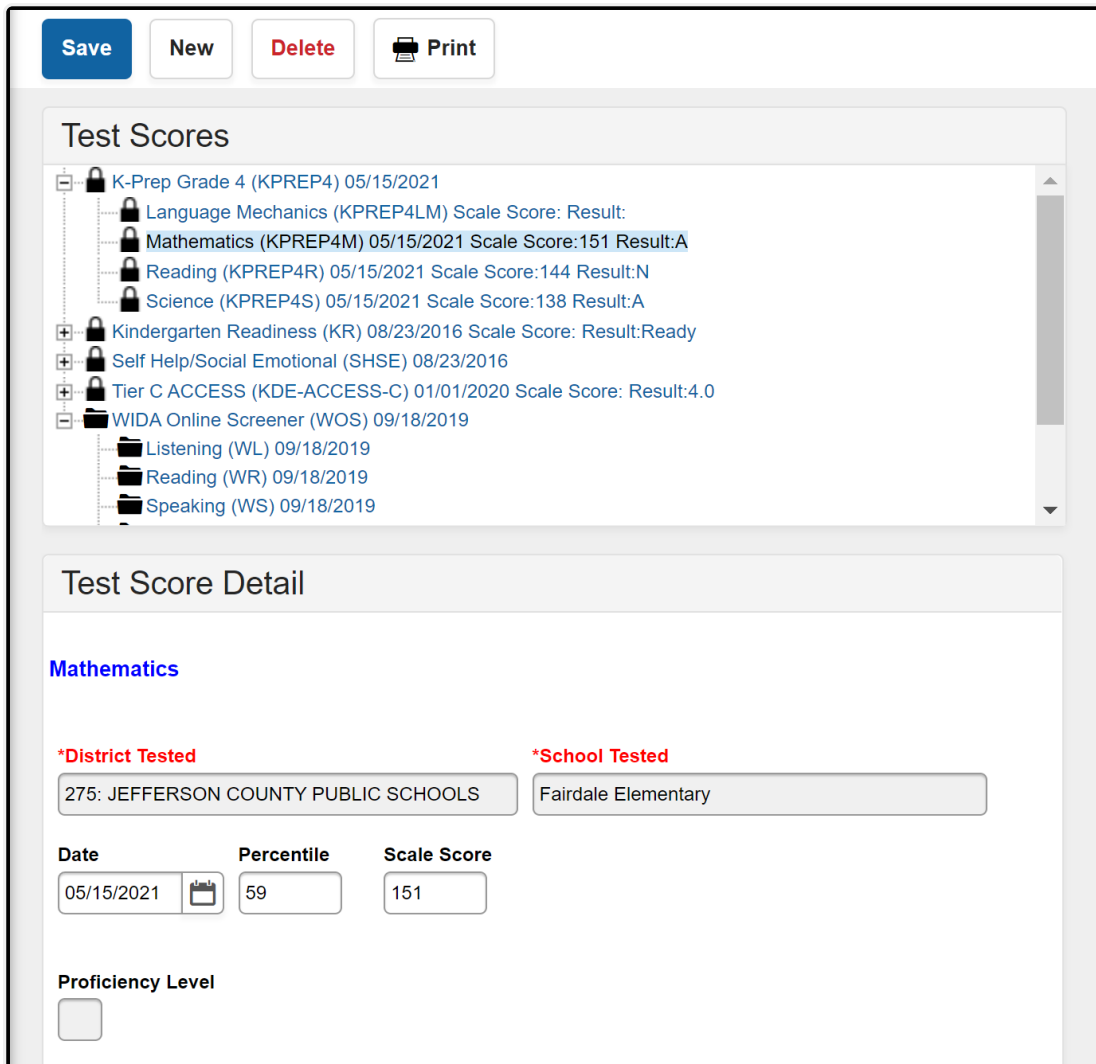
Student Assessments Documents

Student Assessments for State Edition/State-linked Districts

This section only applies to State Edition users.

The state-level student Assessment tool reflects student test results entered at the district level and automatically synced to the state. State Edition users see the information a district user sees, plus two additional fields indicating the district and school at which the test scores were recorded.

As desired, state-level users may enter student test result data at the state level. The **District Tested** and **School Tested** are required fields only displayed in the State Edition. If a district/school is currently selected, these fields are auto-populated with matching information. If the “All Districts” option is selected, the user must manually select the applicable district and school.



The screenshot displays the 'Test Scores' section of the Student Assessment Tool in State Edition. At the top, there are buttons for 'Save', 'New', 'Delete', and 'Print'. Below these is a list of test scores with a scrollable area. The list includes:


- K-Prep Grade 4 (KPREP4) 05/15/2021
- Language Mechanics (KPREP4LM) Scale Score: Result:
- Mathematics (KPREP4M) 05/15/2021 Scale Score:151 Result:A
- Reading (KPREP4R) 05/15/2021 Scale Score:144 Result:N
- Science (KPREP4S) 05/15/2021 Scale Score:138 Result:A
- Kindergarten Readiness (KR) 08/23/2016 Scale Score: Result:Ready
- Self Help/Social Emotional (SHSE) 08/23/2016
- Tier C ACCESS (KDE-ACCESS-C) 01/01/2020 Scale Score: Result:4.0
- WIDA Online Screener (WOS) 09/18/2019
- Listening (WL) 09/18/2019
- Reading (WR) 09/18/2019
- Speaking (WS) 09/18/2019

Below the list is the 'Test Score Detail' section for 'Mathematics'. It includes fields for:













- *District Tested**: 275: JEFFERSON COUNTY PUBLIC SCHOOLS
- *School Tested**: Fairdale Elementary
- Date**: 05/15/2021
- Percentile**: 59
- Scale Score**: 151
- Proficiency Level**: (empty dropdown)

Student Assessment Tool in State Edition

Depending upon setup, some State-published tests display as read-only and do not allow test scores to be modified. The following image is an example of a locked state-published test structure containing state-published test scores:

New
 Print
Documents

Test Scores

-  K-Prep Grade 5 (KPREP5) 05/15/2018
-  K-Prep Grade 6 (KPREP6) 05/15/2019
 -  Language Mechanics (KPREP6LM) Scale Score: Result:
 -  Mathematics (KPREP6M) 05/15/2019 Scale Score:192 Result:A
 -  Reading (KPREP6R) 05/15/2019 Scale Score:187 Result:N
 -  Writing (KPREP6W) Scale Score: Result:
-  Kindergarten Readiness (KR) 08/24/2012 Scale Score:73 Result:Ready
-  MAP (MAP) 08/26/2019
-  MAP (MAP) 11/25/2019
-  MAP (MAP) 03/09/2020
-  MAP DISTRICT 04/09/2018
-  MAP DISTRICT 08/28/2017

Test Score Detail : State Test (District Users Cannot Edit)

Mathematics

Date	Percentile	Scale Score
<input type="text" value="05/15/2019"/>	<input type="text" value="18"/>	<input type="text" value="192"/>

Proficiency Level

Result

Example of a Locked State-Published Assessment

Be aware that entering or modifying student assessment data for state-published assessments requires scores for that assessment to be republished via the [Publish Test](#) tool. Modifications made to unpublished assessments at the state level DO NOT sync down to the district. District-level assessment modifications may overwrite state data upon sync.

DIS Sync Logic

The following describes the DIS logic used when batch-syncing assessment records:

This logic is only relevant for districts connected to a State Edition of Campus.

- Logic determines what test scores are synced based on the school year selected in the Campus toolbar and active DIS zone year.
 - If the test has a Year value, any test score with a date between 07/01/XX and 06/30/XX syncs.
 - If the test has no Year value but has a Start Date and End Date populated, any test score with a date between the Start Date and End Date syncs.
 - If the test has no Year value, Start Date, or End Date, but the parent test score record

has a date between 07/01/XX - 06/30/XX of the scope year, the assessment syncs.

- If children test score records have a date outside of 07/01/XX - 6/30/XX but the parent test score record date falls between 07/01/XX - 06/30/XX, they are synced with the parent score.
- All test score data is synced from the district to the state (parent, child, grandchild, etc.).
- If the test has no End Year, Start Date, or end Date, and the test score records don't have a date, the assessment is NOT published or synced.
- If test score data that has already been synced from District Edition to State Edition is deleted in the District Edition, the test score record(s) are deleted from the State Edition as well.
- Logic only looks five levels deep on test structures.

Each test must be saved for a sync event to occur.

When importing test score data using the [Data Mapping and Importing](#) tools, a sync event is auto-generated for test score data for each student with test score data imported.
