

Race Ethnicity

Last Modified on 05/04/2026 2:00 pm CDT

Tool Search: Identities

The Federal government adopted standards for defining racial and ethnic data to be used by the Department of Education in 2010. To address these standards, Infinite Campus provides a set of fields related to a person's Race/Ethnicity.

Fields vary by state. Please see your state's State Tools articles for more information on Race/Ethnicity procedures in your state.

Federal Requirements

Educational institutions and other recipients of grants and contracts are required to collect and report racial and ethnic data.

When collecting racial/ethnic data at the elementary and secondary school level, the identification of a student's race and ethnicity is to be primarily made by the parents/guardians of the student rather than the student.

Individual states may have additional requirements for reporting race/ethnicity information.

When reporting data to the Department of Education, aggregated racial and ethnic data reports in the following seven (7) categories:

Code	Racial Category	Definition
1	Hispanic/Latino	A person of Cuban, Mexican, Puerto Rican, South Central American or other Spanish culture or origin, regardless of race; and for persons who are non-Hispanic/Latino only.
2	American Indian or Alaska Native	A person having origins in any of the original peoples of North and South America (including Central America), and who maintains a tribal affiliation or community attachment.
3	Asian	A person having origins in any of the original peoples of the Far East, Southeast Asia or the Indian subcontinent including Cambodia, China, India, Japan, Korea, Malaysia, Pakistan, the Philippine Islands, Thailand, and Vietnam.
4	Black or African American	A person having origins in any of the black racial groups of Africa.

Code	Racial Category	Definition
5	Native Hawaiian or Other Pacific Islander	A person having origins in any of the original peoples of Hawaii, Guam, Samoa or other Pacific Islands.
6	White	A person having origins in any of the original peoples of Europe, the Middle East or North Africa.
7	Two or more races	A person who meets the definition of more than one of the above definitions. Persons identifying as multiple races are not double-reported.

Examples of Race/Ethnicity Reporting

Example 1: A respondent self-identifies as Hispanic/Latino and as Asian. This respondent is reported only in the Hispanic/Latino category.

Example 2: A respondent self-identifies as Hispanic/Latino and as Asian and Black or African-American. This respondent is reported only in the Hispanic/Latino category.

Example 3: A respondent self-identifies as non-Hispanic/Latino and as Native Hawaiian or Other Pacific Islander. This respondent is reported in the Native Hawaiian or Other Pacific Islander category.

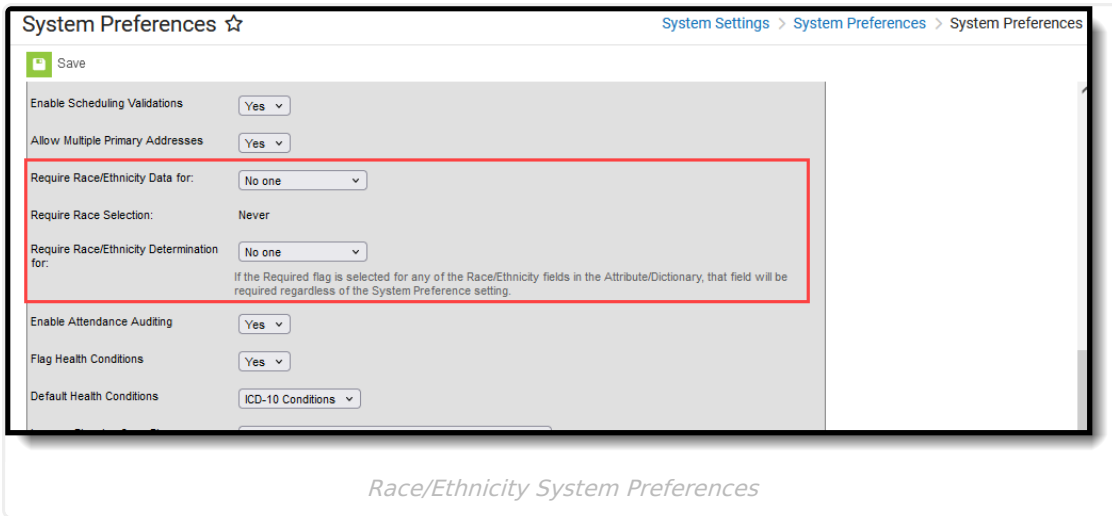
Example 4: A respondent self-identifies as non-Hispanic/Latino and as American Indian or Alaska Native and White. This respondent is reported in the two or more races category.

Race/Ethnicity System Preferences

Districts can set preferences for Race/Ethnicity fields. See the [System Preferences](#) article for detailed information on these preferences.

- **Require Race/Ethnicity Data for** makes a selection of race/ethnicity information required (field displays in red, a record cannot be saved without a selection) for No One, Students, Students and Staff, or All People.
- **Require Race Selection** displays options when the Require Race/Ethnicity preference is set to something other than No One, and lets users require a race/ethnicity to be selected Always or Only when the Hispanic/Latino designation is No.
- **Require Race/Ethnicity Determination** makes the selection of how a person was identified required for No One, Students, Students and Staff, or All People.

Note that if any race/ethnicity field is marked as required in the Attribute/Dictionary, that setting overwrites any of the race/ethnicity System Preferences.



Race/Ethnicity Fields

A user can add race/ethnicity information on the [Demographics](#) tool or on the [Identities](#) tool. Race/ethnicity fields may include a State Race Code, where the selected options align with the state’s definition of the race. This option is only available if the state requires a primary race that does not coincide with the federal guidelines.

Identities ☆ Census > People > Identities

Student, Karl Student #: 241900047 DOB: 02/16/2010 Related Tools ^

Save New Documents

Identity Information

PersonID: 50113

*Last Name: Student *First Name: Karl Middle Name: Suffix:
 *Gender: M: Male Pronouns:
 *Birth Date (Age: 14): 02/16/2010 Soc Sec Number:
 No Image Available

Protected Identity Information

Race/Ethnicity

Is the individual Hispanic/Latino?

More Detailed Hispanic/Latino Codes

Is the individual from one or more of these races?
 (check all that apply)

American Indian or Alaska Native
 Asian
 Black or African American
 Native Hawaiian or Other Pacific Islander
 White

More Detailed Race/Ethnicity Codes

Race Ethnicity

Race/Ethnicity Determination

Birth Country

Race/Ethnicity Fields

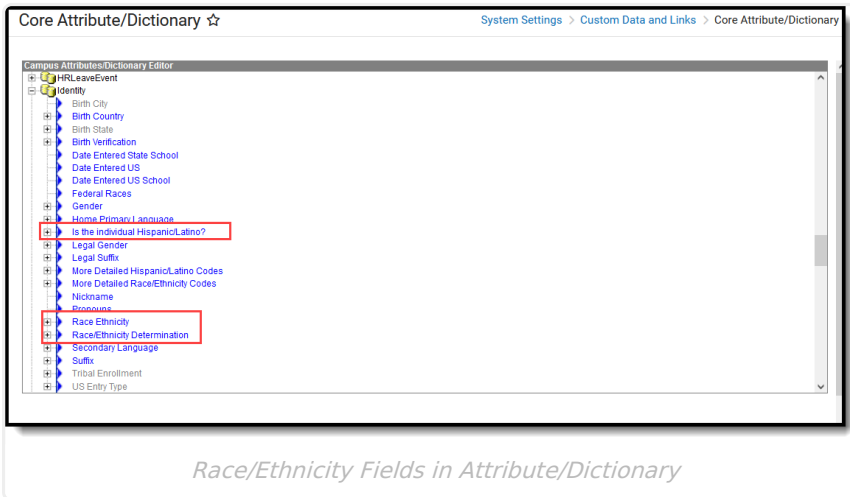
Add a Race/Ethnicity Code from Demographics

1. In the Person Information editor, select the **Edit** link next to **Race/Ethnicity**.
2. Determine the answer to **Is the individual Hispanic/Latino?** Select the appropriate answer of Y: Yes or N: No. **If N: No is chosen, at least one Race checkbox must be selected.**
3. Determine the answer to *Is the individual from one or more of these races?* Select the appropriate options. See the table of [Racial Categories](#) for reference.
4. If the **State Race Code** is different than the Federal categories, select the appropriate State Race Code from the dropdown list. The list of options varies by state and may not display for every state. Refer to the state's Department of Education website for proper guidance.
5. Certain states require additional racial/ethnic codes. In the image above, for example, these fields are labeled as **More Detailed Hispanic/Latino Codes** and **More Detailed Race/Ethnicity Codes**. Select the appropriate option if applicable.
6. Select the **Race/Ethnicity Determination** option. This defines how the individual's race/ethnicity was defined.
7. Click the **Save** icon when finished.

Race/Ethnicity Information in Attribute Dictionary

Tool Search: Attribute Dictionary

The following race/ethnicity fields are listed in the [Attribute/Dictionary](#) within the Identity option. These fields cannot be edited. Other race/ethnicity fields (like More Hispanic Latino Code, etc.) are also available here.



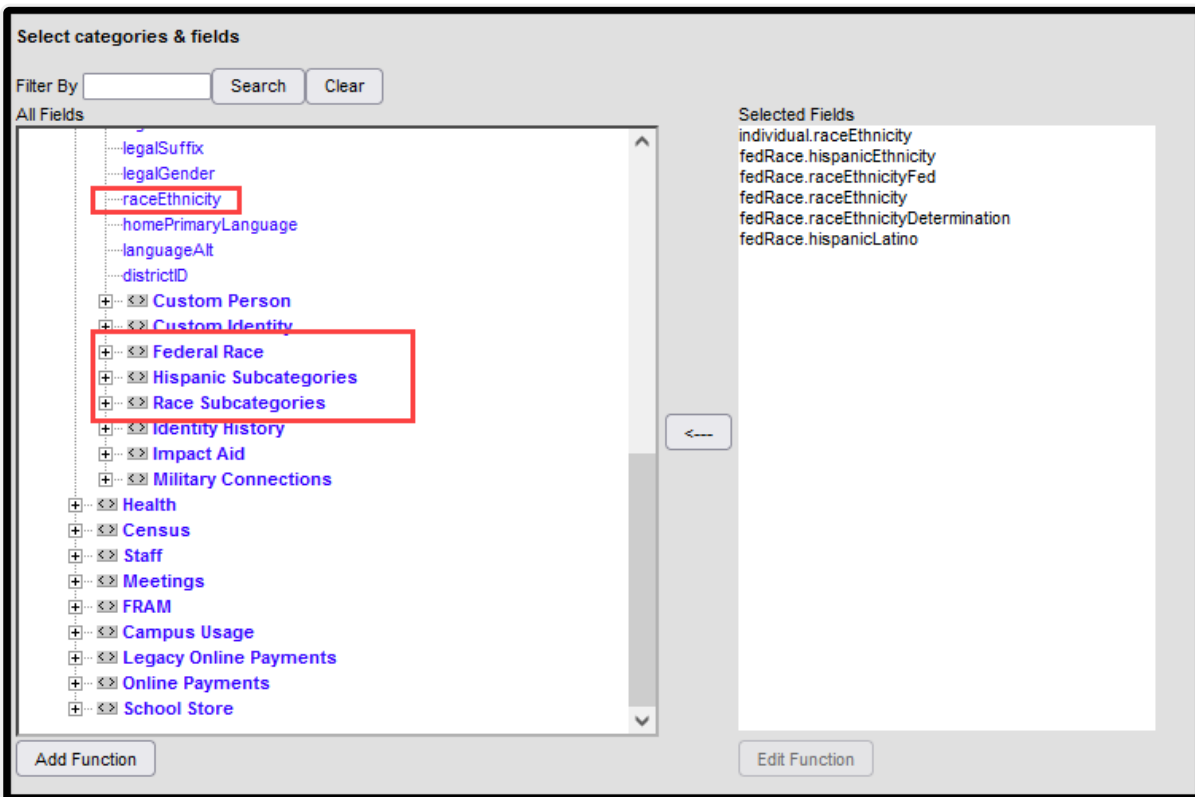
Attribute Dictionary Element	Description	Available Code Selections
Is the individual Hispanic/Latino?	This provides the answers of Yes or No to the question of the student being of Hispanic descent.	<ul style="list-style-type: none"> • N (No) • Y (Yes)
Race/Ethnicity Determination	This option lists the verification options of the student's race/ethnicity.	<ul style="list-style-type: none"> • 01 - Parent Identified • 02 - Self Identified • 03 - Observer Determined • 04 - Unknown

Attribute Dictionary Element	Description	Available Code Selections
Race/Ethnicity	Provides a list of the state race/ethnicity options. Available codes vary by state. Sample codes are noted.	<ul style="list-style-type: none"> • 1 - American Indian or Alaskan Native • 2 - Asian or Pacific Islander • 3 - Hispanic • 4 - Black, not Hispanic • 5 - White, not Hispanic

Race/Ethnicity Information in Ad hoc Reporting

Tool Search: Filter Designer

Related fields are available within the [Filter Designer](#) for selection in reports. Use either the Student Data Type or the Census/Staff Data Type, then expand the Demographics folder.



Race/Ethnicity Fields in Filter Designer

Filter Field	Definitions
raceEthnicity	Race/ethnicity code of the person. This ties to the state dictated race code.
hispanicEthnicity	Indicates person is considered to be of Hispanic/Latino ethnicity.
raceEthnicityFed	Federal race/ethnicity code. This may be different than the raceEthnicity selection.
raceEthnicityDetermination	Selection of how the individual was determined to be the selected race/ethnicity.