

Growth Factor Report (Kentucky)

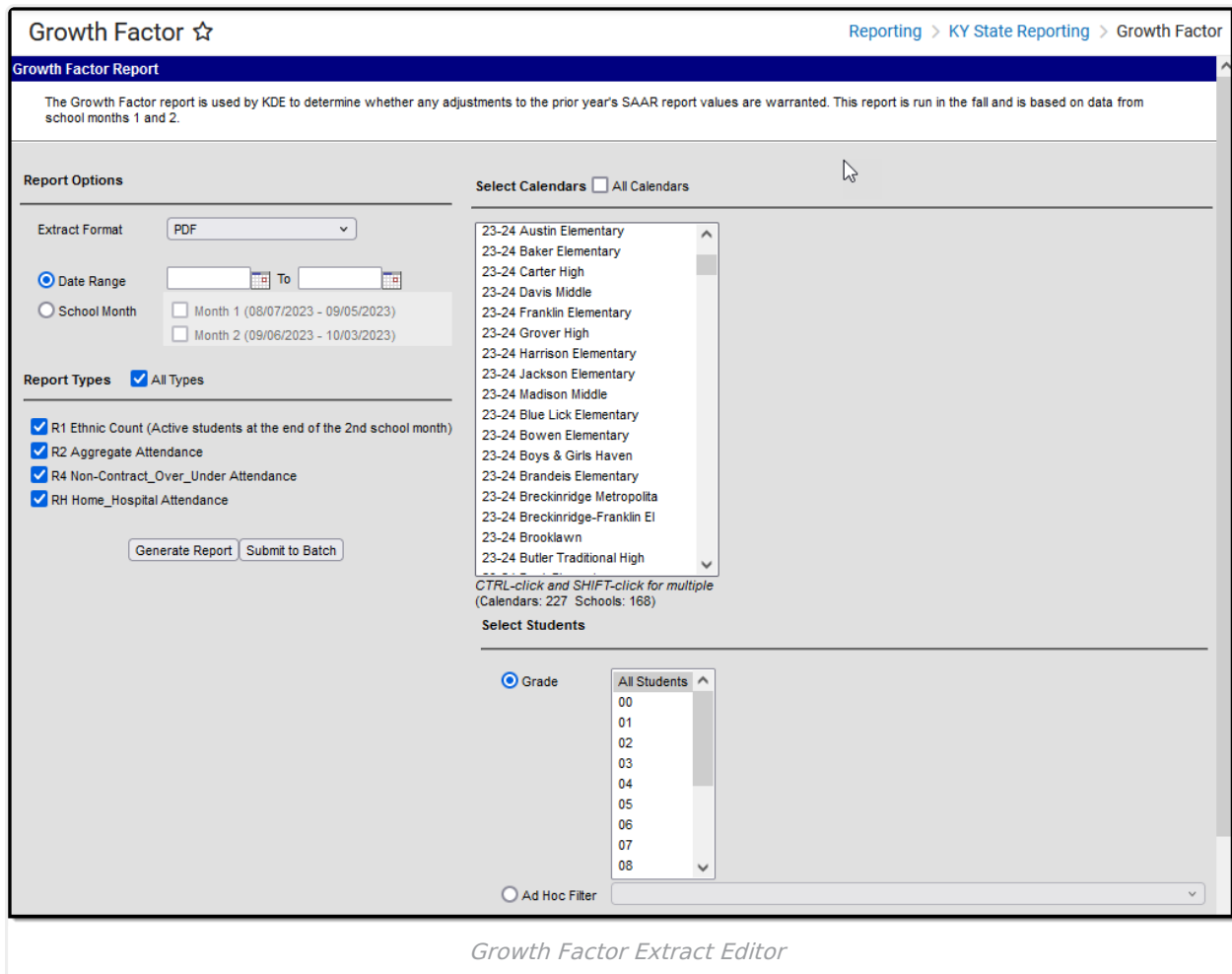
Last Modified on 12/14/2025 8:45 pm CST

Tool Search: Growth Factor

[Generating the Growth Factor Report](#) | [R1 Ethnic Count Report](#) | [R2 Aggregate Attendance Report](#) | [R4 Non-Contract Over/Under Attendance Report](#) | [RH Home/Hospital Attendance Report](#)

The Growth Factor Report provides the State of Kentucky with district attendance data for the first two months of the school year. The State uses this data to influence funding adjustments for Kentucky schools.

The Growth Factor Report consists of four separate “records”, each of which could be considered a separate report in terms of logic, formatting, and purpose. Each Record can be run individually, or the Growth Factor can be run as a set.



The screenshot shows the 'Growth Factor' report interface. At the top, there's a breadcrumb trail: 'Reporting > KY State Reporting > Growth Factor'. Below this is a header 'Growth Factor Report' with a star icon. A descriptive text states: 'The Growth Factor report is used by KDE to determine whether any adjustments to the prior year's SAAR report values are warranted. This report is run in the fall and is based on data from school months 1 and 2.'

The main area is divided into two columns. The left column, 'Report Options', includes:

- Extract Format:** A dropdown menu set to 'PDF'.
- Date Range:** Radio buttons for 'Date Range' (selected) and 'School Month'. Below 'Date Range' are two date pickers. Below 'School Month' are two checkboxes for 'Month 1 (08/07/2023 - 09/05/2023)' and 'Month 2 (09/06/2023 - 10/03/2023)'.
- Report Types:** A checked checkbox for 'All Types'. Below it are four checked checkboxes: 'R1 Ethnic Count (Active students at the end of the 2nd school month)', 'R2 Aggregate Attendance', 'R4 Non-Contract_Over_Under Attendance', and 'RH Home_Hospital Attendance'.
- Buttons: 'Generate Report' and 'Submit to Batch'.

The right column, 'Select Calendars', has a checkbox for 'All Calendars' (unchecked). Below it is a list of school names:

- 23-24 Austin Elementary
- 23-24 Baker Elementary
- 23-24 Carter High
- 23-24 Davis Middle
- 23-24 Franklin Elementary
- 23-24 Grover High
- 23-24 Harrison Elementary
- 23-24 Jackson Elementary
- 23-24 Madison Middle
- 23-24 Blue Lick Elementary
- 23-24 Bowen Elementary
- 23-24 Boys & Girls Haven
- 23-24 Brandeis Elementary
- 23-24 Breckinridge Metropolis
- 23-24 Breckinridge-Franklin El
- 23-24 Brooklawn
- 23-24 Butler Traditional High

 Below the list is a note: 'CTRL-click and SHIFT-click for multiple (Calendars: 227 Schools: 168)'.

Below the 'Select Calendars' section is the 'Select Students' section, which includes:

- Grade:** Radio buttons for 'Grade' (selected) and 'Ad Hoc Filter' (unchecked). Below 'Grade' is a dropdown menu showing 'All Students' and a list of grades from 00 to 08.

At the bottom of the interface, the text 'Growth Factor Extract Editor' is displayed.

Generating the Growth Factor Report

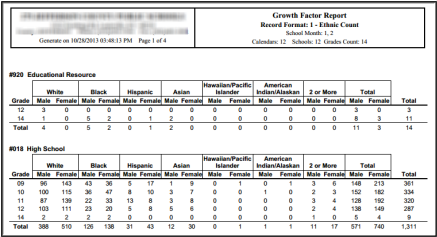
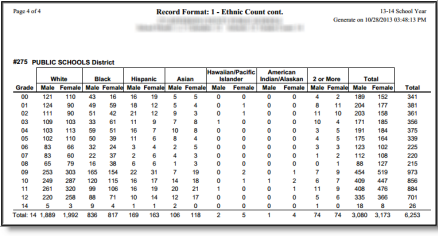
1. Select the **Extract Format**. To review data, select PDF format. For submission to the state,

select the State Format (Fixed Width).

2. Select which **Calendars** will report data.
3. Enter a **Date Range** or select a **School Month(s)**. The report includes students actively enrolled during this date range or month.
4. Select a **Report Type(s)**:
 - o [R1 Ethnic Count](#)
 - o [R2 Aggregate Attendance](#)
 - o [R4 Non-Contract Over Under Attendance](#)
 - o [RH Home Hospital Attendance](#)
5. Click the **Generate Report** button. The report will appear in a separate window in the designated format.

R1 Ethnic Count Report

The R1 Ethnic Count reports the total student count for each race/ethnicity category for each grade within each selected school. Users are provided with a summary of race/ethnicity for the school selected in the report editor and district-wide totals (see the images below for an example of each).

Individual School Totals		District-Wide Total	
			

Business Logic

The report calculates the number of students by race and gender who are enrolled on the last day of the date range specified on the extract editor up to and including the last day of Month 2 or the last instructional day of Month 2 if no date range is specified.

Selection Criteria

- The report includes only students who were actively enrolled for at least a portion of the first two school months or the date range specified on the extract editor, up to and including only the first two school months.
- Students marked Perkins Only are excluded from the report.
- Students marked State Exclude on their enrollment record are excluded from the report.
- Calendars and grade levels marked Exclude are not reported.
- Over-age and under-age students are included in the report.
- Grade levels 95, 96, 97, 98, and 99 are excluded. These grades are not used in calculations and will not be displayed within the report.

R1 Ethnic Count Data Elements

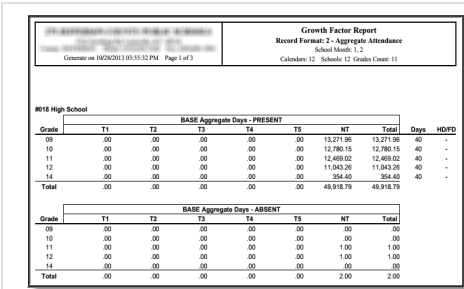
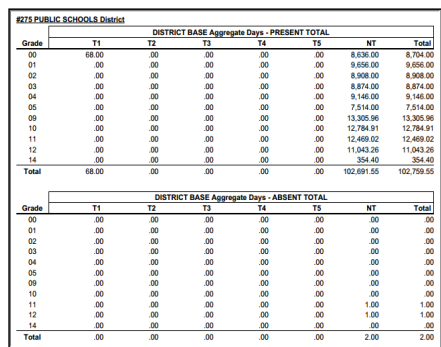
Element Name	Description	Location
FILLER	N/A	N/A
Grade	The grade reporting race/ethnicity data. <i>Alphanumeric, 2 characters</i>	GradeLevel.stateGrade
Male-White	The total amount of white male students within the reporting grade level. <i>Numeric, 3 digits</i>	Census > People > Race/Ethnicity > State Ethnicity = 6 Identity.raceEthnicity
Female-White	The total amount of white female students within the reporting grade level. <i>Numeric, 3 digits</i>	Census > People > Race/Ethnicity > State Ethnicity = 6 Identity.raceEthnicity
Male-Black	The total amount of black male students within the reporting grade level. <i>Numeric, 3 digits</i>	Census > People > Race/Ethnicity > State Ethnicity = 4 Identity.raceEthnicity
Female-Black	The total amount of black female students within the reporting grade level. <i>Numeric, 3 digits</i>	Census > People > Race/Ethnicity > State Ethnicity = 4 Identity.raceEthnicity
Male-Hispanic	The total amount of Hispanic male students within the reporting grade level. <i>Numeric, 3 digits</i>	Census > People > Race/Ethnicity > State Ethnicity = 1 Identity.raceEthnicity
Female-Hispanic	The total amount of Hispanic female students within the reporting grade level. <i>Numeric, 3 digits</i>	Census > People > Race/Ethnicity > State Ethnicity = 1 Identity.raceEthnicity

Element Name	Description	Location
Male-Asian	The total amount of Asian male students within the reporting grade level. <i>Numeric, 3 digits</i>	Census > People > Race/Ethnicity > State Ethnicity = 3 Identity.raceEthnicity
Female-Asian	The total amount of Asian female students within the reporting grade level. <i>Numeric, 3 digits</i>	Census > People > Race/Ethnicity > State Ethnicity = 3 Identity.raceEthnicity
Male-Hawaiian/Pacific Islander	The total amount of Hawaiian/pacific islander male students within the reporting grade level. <i>Numeric, 3 digits</i>	Census > People > Race/Ethnicity > State Ethnicity = 5 Identity.raceEthnicity
Female-Hawaiian/Pacific Islander	The total amount of Hawaiian/pacific islander female students within the reporting grade level. <i>Numeric, 3 digits</i>	Census > People > Race/Ethnicity > State Ethnicity = 5 Identity.raceEthnicity
Male-American Indian/Alaskan	The total amount of Indian/Alaskan male students within the reporting grade level. <i>Numeric, 3 digits</i>	Census > People > Race/Ethnicity > State Ethnicity = 2 Identity.raceEthnicity
Female-American Indian/Alaskan	The total amount of Indian/Alaskan female students within the reporting grade level. <i>Numeric, 3 digits</i>	Census > People > Race/Ethnicity > State Ethnicity = 2 Identity.raceEthnicity
Male-Two or more	The total amount of male students within the reporting grade level who are two or more race ethnicities. <i>Numeric, 3 digits</i>	Census > People > Race/Ethnicity > State Ethnicity = 7 Identity.raceEthnicity
Female-Two or more	The total amount of female students within the reporting grade level who are two or more race ethnicities. <i>Numeric, 3 digits</i>	Census > People > Race/Ethnicity > State Ethnicity = 7 Identity.raceEthnicity

Element Name	Description	Location
Male-Total	Total number of male students reported for each grade level. <i>Numeric, 4 digits</i>	Calculated
Female-Total	Total number of female students reported for each grade level. <i>Numeric, 4 digits</i>	Calculated
Total	Total number of students reported for each grade level. <i>Numeric, 4 digits</i>	Calculated

R2 Aggregate Attendance Report

R2 Aggregate Attendance Report represents the primary funding record within the Growth Factor. This record produces values in days for present and absent attendance within the district. This record also includes an adjustment record used by the State of Kentucky to adjust attendance values that fall within certain categories.

Individual School Totals	District-Wide Total
	

Business Logic

- Funding calculations follow Kentucky Attendance guidelines.
- Dual enrollment student attendance is capped so that students cannot receive a value greater than present + absent = 1.0 per day.

Selection Criteria

- This report projects future present days attendance. If this report is run halfway through the

reporting period and the student is enrolled for the whole year, the report will provide present days for the entire year and future days are counted as present days.

- Students marked Perkins Only are excluded from the report.
- Students marked State Exclude on their enrollment record are excluded from the report.
- Calendars and grade levels marked Exclude are not reported.
- Over-age and under-age students are included in the report.
- Grade levels 95, 96, 97, 98, and 99 are excluded. These grades are not used in calculations, nor will they display within the report.
- For dual-enrolled students, attendance is capped; students cannot receive a value greater than present + absent = 1.0 per day.
- Only days marked as both Instructional and Attendance are considered in the attendance calculations.

R2 Aggregate Attendance Data Elements

Base Aggregate Days - Present		
Element Name	Description	Location
Grade	The grade reporting attendance data. <i>Alphanumeric, 2 characters</i>	N/A
Aggregate Days Attendance - T1	The aggregate number of days present for students with a transportation code of T1: Twice Daily > Mile. Sum of the WDHDpresent field for all reported days marked for both Attendance and Instruction. <i>Numeric, 9 digits</i> <i>XXXXXXXXXX</i>	Student Information > General > Transportation > Transportation Code Student Information > General > Attendance Calculated <ul style="list-style-type: none"> • WDHDpresent • instructionalDay = Y • attendanceDay = Y

Aggregate Days Attendance - T2	<p>The aggregate number of days present for students with a transportation code of T2: Twice Daily < Mile.</p> <p>Sum of the WDHDpresent field for all reported days marked for both Attendance and Instruction.</p> <p><i>Numeric, 9 digits</i> XXXXXXXXXX</p>	<p>Student Information > General > Transportation > Transportation Code</p> <p>Student Information > General > Attendance Calculated</p> <ul style="list-style-type: none"> • WDHDpresent • instructionalDay = Y • attendanceDay = Y
Aggregate Days Attendance - T3	<p>The aggregate number of days present for students with a transportation code of T3: Once Daily > Mile.</p> <p>Sum of the WDHDpresent field for all reported days marked for both Attendance and Instruction.</p> <p><i>Numeric, 9 digits</i> XXXXXXXXXX</p>	<p>Student Information > General > Transportation > Transportation Code</p> <p>Student Information > General > Attendance Calculated</p> <ul style="list-style-type: none"> • WDHDpresent • instructionalDay = Y • attendanceDay = Y
Aggregate Days Attendance - T4	<p>The aggregate number of days present for students with a transportation code of T4: Once Daily < Mile.</p> <p>Sum of the WDHDpresent field for all reported days marked for both Attendance and Instruction.</p> <p><i>Numeric, 9 digits</i> XXXXXXXXXX</p>	<p>Student Information > General > Transportation > Transportation Code</p> <p>Student Information > General > Attendance Calculated</p> <ul style="list-style-type: none"> • WDHDpresent • instructionalDay = Y • attendanceDay = Y

Aggregate Days Attendance - T5	<p>The aggregate number of days present for students with a transportation code of T5: Special Transported.</p> <p>Sum of the WDHDabsent field for all reported days marked for both Attendance and Instruction.</p> <p><i>Numeric, 9 digits</i> XXXXXXXXXX</p>	<p>Student Information > General > Transportation > Transportation Code</p> <p>Student Information > General > Attendance Calculated</p> <ul style="list-style-type: none"> • WDHDpresent • instructionalDay = Y • attendanceDay = Y
Aggregate Days Attendance - NT	<p>The aggregate number of days present for students with a transportation code of NT: Not Transported.</p> <p>Sum of the WDHDpresent field for all reported days marked for both Attendance and Instruction.</p> <p><i>Numeric, 9 digits</i> XXXXXXXXXX</p>	<p>Student Information > General > Transportation > Transportation Code</p> <p>Student Information > General > Attendance Calculated</p> <ul style="list-style-type: none"> • WDHDpresent • instructionalDay = Y • attendanceDay = Y
Total	<p>Total number of aggregate days present for all transportation types.</p> <p>Total number of days marked “Instructional” and “Attendance” in the Calendar > Days editor.</p> <p>If multiple calendars for a single school are selected, count overlapping attendance days as 1 and do not exceed the largest number of attendance days in any single calendar selected.</p> <p><i>Numeric, 9 digits</i> XXXXXXXXXX</p>	<p>Student Information > General > Transportation > Transportation Code</p> <p>Student Information > General > Attendance</p>
Days	<p>Total number of instructional days in the reporting school months.</p> <p><i>Numeric, 3 digits</i></p>	<p>System Administration > Calendar > Calendar > Days > Instructional</p>

HD/FD	<p>Total number of whole days and half days in the reporting school months.</p> <p><i>Numeric, 2 digits</i></p>	N/A
Base Aggregate Days - Absent		
Element Name	Description	Location
Grade	<p>The grade reporting attendance data.</p> <p><i>Alphanumeric, 2 characters</i></p>	N/A
T1	<p>The aggregate number of days absent for students with a transportation code of T1: Twice Daily > Mile.</p> <p>Sum of the WDHDabsent field for all reported days marked for both Attendance and Instruction.</p> <p><i>Numeric, 9 digits</i> XXXXXXXXXX</p>	<p>Student Information > General > Transportation > Transportation Code</p> <p>Student Information > General > Attendance Calculated</p> <ul style="list-style-type: none"> • WDHDabsent • instructionalDay = Y • attendanceDay = Y
T2	<p>The aggregate number of days absent for students with a transportation code of T2: Twice Daily < Mile.</p> <p>Sum of the WDHDabsent field for all reported days marked for both Attendance and Instruction.</p> <p><i>Numeric, 9 digits</i> XXXXXXXXXX</p>	<p>Student Information > General > Transportation > Transportation Code</p> <p>Student Information > General > Attendance Calculated</p> <ul style="list-style-type: none"> • WDHDabsent • instructionalDay = Y • attendanceDay = Y

T3	<p>The aggregate number of days absent for students with a transportation code of T3: Once Daily > Mile.</p> <p>Sum of the WDHDabsent field for all reported days marked for both Attendance and Instruction.</p> <p><i>Numeric, 9 digits</i> XXXXXXXXXX</p>	<p>Student Information > General > Transportation > Transportation Code</p> <p>Student Information > General > Attendance Calculated</p> <ul style="list-style-type: none"> • WDHDabsent • instructionalDay = Y • attendanceDay = Y
T4	<p>The aggregate number of days absent for students with a transportation code of T4: Once Daily < Mile.</p> <p>Sum of the WDHDabsent field for all reported days marked for both Attendance and Instruction.</p> <p><i>Numeric, 9 digits</i> XXXXXXXXXX</p>	<p>Student Information > General > Transportation > Transportation Code</p> <p>Student Information > General > Attendance Calculated</p> <ul style="list-style-type: none"> • WDHDabsent • instructionalDay = Y • attendanceDay = Y
T5	<p>The aggregate number of days absent for students with a transportation code of T5: Special Transported.</p> <p>Sum of the WDHDabsent field for all reported days marked for both Attendance and Instruction.</p> <p><i>Numeric, 9 digits</i> XXXXXXXXXX</p>	<p>Student Information > General > Transportation > Transportation Code</p> <p>Student Information > General > Attendance Calculated</p> <ul style="list-style-type: none"> • WDHDabsent • instructionalDay = Y • attendanceDay = Y

NT	<p>The aggregate number of days absent for students with a transportation code of NT: Not Transported.</p> <p>Sum of the WDHDabsent field for all reported days marked for both Attendance and Instruction.</p> <p><i>Numeric, 9 digits</i> XXXXXXXXXX</p>	<p>Student Information > General > Transportation > Transportation Code</p> <p>Student Information > General > Attendance Calculated</p> <ul style="list-style-type: none"> • WDHDabsent • instructionalDay = Y • attendanceDay = Y
Total	<p>Total number of aggregate days absent for all transportation types.</p> <p><i>Numeric, 9 digits</i> XXXXXXXXXX</p>	<p>Student Information > General > Transportation > Transportation Code</p> <p>Student Information > General > Attendance</p>
District Base Aggregate Days - Present Total		
Element Name	Description	Location
Grade	<p>The grade reporting attendance data.</p> <p><i>Alphanumeric, 2 characters</i></p>	N/A
T1	<p>The total number of present days for students with a transportation code of T1: Twice Daily > Mile.</p> <p>Sum of the WDHDpresent field for all reported days marked for both Attendance and Instruction.</p> <p><i>Numeric, 9 digits</i> XXXXXXXXXX</p>	<p>Student Information > General > Transportation > Transportation Code</p> <p>Student Information > General > Attendance</p>
T2	<p>The total number of present days for students with a transportation code of T2: Twice Daily < Mile.</p> <p>Sum of the WDHDpresent field for all reported days marked for both Attendance and Instruction.</p> <p><i>Numeric, 9 digits</i> XXXXXXXXXX</p>	<p>Student Information > General > Transportation > Transportation Code</p> <p>Student Information > General > Attendance</p>

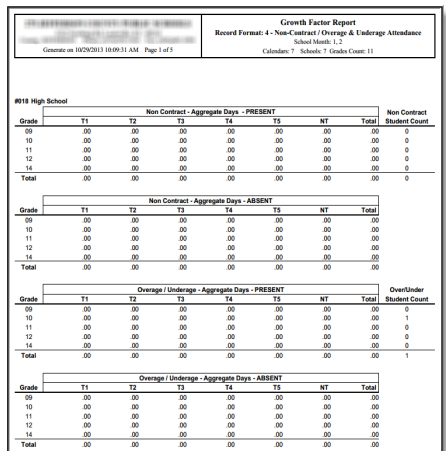
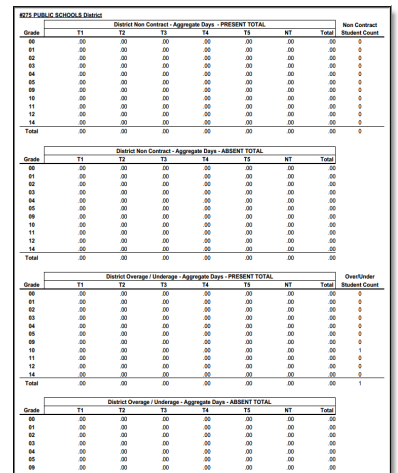
T3	<p>The total number of present days for students with a transportation code of T3: Once Daily > Mile.</p> <p>Sum of the WDHDpresent field for all reported days marked for both Attendance and Instruction.</p> <p><i>Numeric, 9 digits</i> XXXXXXXXXX</p>	<p>Student Information > General > Transportation > Transportation Code</p> <p>Student Information > General > Attendance</p>
T4	<p>The total number of present days for students with a transportation code of T4: Once Daily < Mile.</p> <p>Sum of the WDHDpresent field for all reported days marked for both Attendance and Instruction.</p> <p><i>Numeric, 9 digits</i> XXXXXXXXXX</p>	<p>Student Information > General > Transportation > Transportation Code</p> <p>Student Information > General > Attendance</p>
T5	<p>The total number of present days for students with a transportation code of T5: Special Transported.</p> <p>Sum of the WDHDpresent field for all reported days marked for both Attendance and Instruction.</p> <p><i>Numeric, 9 digits</i> XXXXXXXXXX</p>	<p>Student Information > General > Transportation > Transportation Code</p> <p>Student Information > General > Attendance</p>
NT	<p>The total number of present days for students with a transportation code of NT: Not Transported.</p> <p>Sum of the WDHDpresent field for all reported days marked for both Attendance and Instruction.</p> <p><i>Numeric, 9 digits</i> XXXXXXXXXX</p>	<p>Student Information > General > Transportation > Transportation Code</p> <p>Student Information > General > Attendance</p>
Total	<p>The total of present days for students with any transportation code. This is the total number of days marked "Instructional" and "Attendance" in the Calendar > Days editor.</p> <p><i>Numeric, 9 digits</i> XXXXXXXXXX</p>	<p>Student Information > General > Transportation > Transportation Code</p> <p>Student Information > General > Attendance</p>
District Base Aggregate Days - Absent Total		
Element Name	Description	Location

Grade	The grade reporting attendance data. <i>Alphanumeric, 2 characters</i>	N/A
T1	The total number of absent days for students with a transportation code of T1: Twice Daily > Mile. Sum of the WDHDabsent field for all reported days marked for both Attendance and Instruction. <i>Numeric, 9 digits</i> XXXXXXXXXX	Student Information > General > Transportation > Transportation Code Student Information > General > Attendance
T2	The total number of absent days for students with a transportation code of T2: Twice Daily < Mile. Sum of the WDHDabsent field for all reported days marked for both Attendance and Instruction. <i>Numeric, 9 digits</i> XXXXXXXXXX	Student Information > General > Transportation > Transportation Code Student Information > General > Attendance
T3	The total number of absent days for students with a transportation code of T3: Once Daily > Mile. Sum of the WDHDabsent field for all reported days marked for both Attendance and Instruction. <i>Numeric, 9 digits</i> XXXXXXXXXX	Student Information > General > Transportation > Transportation Code Student Information > General > Attendance
T4	The total number of absent days for students with a transportation code of T4: Once Daily < Mile. Sum of the WDHDabsent field for all reported days marked for both Attendance and Instruction. <i>Numeric, 9 digits</i> XXXXXXXXXX	Student Information > General > Transportation > Transportation Code Student Information > General > Attendance
T5	The total number of absent days for students with a transportation code of T5: Special Transported. Sum of the WDHDabsent field for all reported days marked for both Attendance and Instruction. <i>Numeric, 9 digits</i> XXXXXXXXXX	Student Information > General > Transportation > Transportation Code Student Information > General > Attendance

NT	<p>The total number of absent days for students with a transportation code of NT: Not Transported.</p> <p>Sum of the WDHDabsent field for all reported days marked for both Attendance and Instruction.</p> <p><i>Numeric, 9 digits</i> XXXXXXXXXX</p>	<p>Student Information > General > Transportation > Transportation Code</p> <p>Student Information > General > Attendance</p>
Total	<p>The total of absent days for students with any transportation code.</p> <p><i>Numeric, 9 digits</i> XXXXXXXXXX</p>	<p>Student Information > General > Transportation > Transportation Code</p> <p>Student Information > General > Attendance</p>

R4 Non-Contract Over/Under Attendance Report

The R4 reports attendance for students who attend Kentucky schools but are not considered Kentucky Residents for funding purposes (NCO: Non-Contract Out of State) or students who are residents of the State of Kentucky but are not residents of the district (NC: Non-Contract). The R4 also reports attendance for students who are considered over age or under age for their grade.

Individual School Totals	District-Wide Total
	

Business Logic

- A student is considered Non-contract or NCO if they are assigned an active NC or NCO

attendance group during the reporting period.

- A student is considered Over Age for all attendance that takes place on or after their 21st birthday.
- Students are considered Under Age if they meet one of the following criteria:
 - A Grade 00 student is considered Under Age for the entire year if their 5th birthday occurs on or after August 1st of the reporting year.
 - A Grade 01 student is considered Under Age for the entire year if their 6th birthday occurs on or after August 1st of the reporting year.
 - Under Age attendance is not reported if the Age Waiver checkbox is marked on the student's enrollment record.
- Values from the R4 report are not fed into the R2 Adjustment categories. They are included in the R2 Base Aggregate Attendance values. The state reconciles these records.

Selection Criteria

- Students with an active Non-Contract or NCO attendance group appear in the Non-Contract portion of the report.
 - The Non-Contract portion of the report excludes Over Age/Under Age attendance.
- Attendance for Over Age/Under Age students appears in the Over/Under portion of the report.
- Students with enrollments marked Perkins Only, or State Exclude are not included in the report.
- Grade levels 95, 96, 97, 98, and 99 are excluded. These grades are not used in calculations, nor will they display within the report.
- Only days marked as both Instructional and Attendance are considered in the attendance calculations.

R4 Non-Contract Over/Under Attendance Data Elements

Non Contract - Aggregate Days - Present		
Element Name	Description	Location
Grade	The grade reporting attendance data. <i>Alphanumeric, 2 characters</i>	N/A
T1	The aggregate number of non contract days present for students with a transportation code of T1: Twice Daily > Mile. (Enrolled Minutes - absent minutes) / Total School Day Minutes for all reported days marked for both Attendance and Instruction <i>Numeric, 9 digits</i> <i>XXXXXXXXX</i>	Student Information > General > Transportation > Transportation Code Student Information > General > Attendance

T2	<p>The aggregate number of non contract days present for students with a transportation code of T2: Twice Daily < Mile.</p> <p>(Enrolled Minutes - absent minutes) / Total School Day Minutes for all reported days marked for both Attendance and Instruction</p> <p><i>Numeric, 9 digits</i> XXXXXXXXXX</p>	<p>Student Information > General > Transportation > Transportation Code</p> <p>Student Information > General > Attendance</p>
T3	<p>The aggregate number of non contract days present for students with a transportation code of T3: Once Daily > Mile.</p> <p>(Enrolled Minutes - absent minutes) / Total School Day Minutes for all reported days marked for both Attendance and Instruction</p> <p><i>Numeric, 9 digits</i> XXXXXXXXXX</p>	<p>Student Information > General > Transportation > Transportation Code</p> <p>Student Information > General > Attendance</p>
T4	<p>The aggregate number of non contract days present for students with a transportation code of T4: Once Daily < Mile.</p> <p>(Enrolled Minutes - absent minutes) / Total School Day Minutes for all reported days marked for both Attendance and Instruction</p> <p><i>Numeric, 9 digits</i> XXXXXXXXXX</p>	<p>Student Information > General > Transportation > Transportation Code</p> <p>Student Information > General > Attendance</p>
T5	<p>The aggregate number of non contract days present for students with a transportation code of T5: Special Transported.</p> <p>(Enrolled Minutes - absent minutes) / Total School Day Minutes for all reported days marked for both Attendance and Instruction</p> <p><i>Numeric, 9 digits</i> XXXXXXXXXX</p>	<p>Student Information > General > Transportation > Transportation Code</p> <p>Student Information > General > Attendance</p>

NT	<p>The total aggregate number of non contract days present for students with a transportation code of NT: Not Transported</p> <p>(Enrolled Minutes - absent minutes) / Total School Day Minutes for all reported days marked for both Attendance and Instruction</p> <p><i>Numeric, 9 digits</i> XXXXXXXXXX</p>	<p>Student Information > General > Transportation > Transportation Code</p> <p>Student Information > General > Attendance</p>
Total	<p>The total number of non contract students present for all transportation codes.</p> <p><i>Numeric, 9 digits</i> XXXXXXXXXX</p>	<p>Student Information > General > Transportation > Transportation Code</p> <p>Student Information > General > Attendance</p>
Non Contract Student Count	<p>The total number of students in Attendance Group NCO or NC per grade.</p> <p><i>Numeric, 4 digits</i></p>	N/A
Non Contract - Aggregate Days - Absent		
Element Name	Description	Location
Grade	<p>The grade reporting attendance data.</p> <p><i>Alphanumeric, 2 characters</i></p>	N/A
T1	<p>The aggregate number of non contract days absent for students with a transportation code of T1: Twice Daily > Mile.</p> <p><i>Numeric, 9 digits</i> XXXXXXXXXX</p>	<p>Student Information > General > Transportation > Transportation Code</p> <p>Student Information > General > Attendance</p>
T2	<p>The aggregate number of non contract days absent for students with a transportation code of T2: Twice Daily < Mile.</p> <p><i>Numeric, 9 digits</i> XXXXXXXXXX</p>	<p>Student Information > General > Transportation > Transportation Code</p> <p>Student Information > General > Attendance</p>

T3	<p>The aggregate number of non contract days absent for students with a transportation code of T3: Once Daily > Mile.</p> <p><i>Numeric, 9 digits</i> XXXXXXXXXX</p>	<p>Student Information > General > Transportation > Transportation Code</p> <p>Student Information > General > Attendance</p>
T4	<p>The aggregate number of non contract days absent for students with a transportation code of T4: Once Daily < Mile.</p> <p><i>Numeric, 9 digits</i> XXXXXXXXXX</p>	<p>Student Information > General > Transportation > Transportation Code</p> <p>Student Information > General > Attendance</p>
T5	<p>The aggregate number of non contract days absent for students with a transportation code of T5: Special Transported.</p> <p><i>Numeric, 9 digits</i> XXXXXXXXXX</p>	<p>Student Information > General > Transportation > Transportation Code</p> <p>Student Information > General > Attendance</p>
NT	<p>The aggregate number of non contract days absent for students with a transportation code of NT: Not Transported.</p> <p><i>Numeric, 9 digits</i> XXXXXXXXXX</p>	<p>Student Information > General > Transportation > Transportation Code</p> <p>Student Information > General > Attendance</p>
Total	<p>The total number of non contract students absent for all transportation codes.</p> <p><i>Numeric, 9 digits</i> XXXXXXXXXX</p>	<p>Student Information > General > Transportation > Transportation Code</p> <p>Student Information > General > Attendance</p>
Overage/Underage - Aggregate Days - Present		
Element Name	Description	Location
Grade	<p>The grade reporting attendance data.</p> <p>Alphanumeric, 2 characters</p>	N/A

T1	<p>The aggregate number of overage/underage days present for students with a transportation code of T1: Twice Daily > Mile.</p> <p>(Enrolled Minutes - absent minutes) / Total School Day Minutes for all reported days marked for both Attendance and Instruction.</p> <p><i>Numeric, 9 digits</i> XXXXXXXXXX</p>	<p>Student Information > General > Transportation > Transportation Code</p> <p>Student Information > General > Attendance</p>
T2	<p>The aggregate number of overage/underage days present for students with a transportation code of T2: Twice Daily < Mile.</p> <p>(Enrolled Minutes - absent minutes) / Total School Day Minutes for all reported days marked for both Attendance and Instruction.</p> <p><i>Numeric, 9 digits</i> XXXXXXXXXX</p>	<p>Student Information > General > Transportation > Transportation Code</p> <p>Student Information > General > Attendance</p>
T3	<p>The aggregate number of overage/underage days present for students with a transportation code of T3: Once Daily > Mile.</p> <p>(Enrolled Minutes - absent minutes) / Total School Day Minutes for all reported days marked for both Attendance and Instruction.</p> <p><i>Numeric, 9 digits</i> XXXXXXXXXX</p>	<p>Student Information > General > Transportation > Transportation Code</p> <p>Student Information > General > Attendance</p>
T4	<p>The aggregate number of overage/underage days present for students with a transportation code of T4: Once Daily < Mile.</p> <p>(Enrolled Minutes - absent minutes) / Total School Day Minutes for all reported days marked for both Attendance and Instruction.</p> <p><i>Numeric, 9 digits</i> XXXXXXXXXX</p>	<p>Student Information > General > Transportation > Transportation Code</p> <p>Student Information > General > Attendance</p>

T5	<p>The aggregate number of overage/underage days present for students with a transportation code of T5: Special Transported.</p> <p>(Enrolled Minutes - absent minutes) / Total School Day Minutes for all reported days marked for both Attendance and Instruction.</p> <p><i>Numeric, 9 digits</i> XXXXXXXXXX</p>	<p>Student Information > General > Transportation > Transportation Code</p> <p>Student Information > General > Attendance</p>
NT	<p>The aggregate number of overage/underage days present for students with a transportation code of NT: Not Transported.</p> <p>(Enrolled Minutes - absent minutes) / Total School Day Minutes for all reported days marked for both Attendance and Instruction.</p> <p><i>Numeric, 9 digits</i> XXXXXXXXXX</p>	<p>Student Information > General > Transportation > Transportation Code</p> <p>Student Information > General > Attendance</p>
Total	<p>The total number of Overage/Underage days present per grade for all transportation codes.</p> <p><i>Numeric, 9 digits</i> XXXXXXXXXX</p>	<p>Student Information > General > Transportation > Transportation Code</p> <p>Student Information > General > Attendance</p>
Over/Under Student Count	<p>The total number of students in Attendance Group Overage or Underage per grade.</p> <p><i>Numeric, 4 digits</i></p>	N/A
Overage/Underage - Aggregate Days - Absent		
Element Name	Description	Location
Grade	<p>The grade reporting attendance data.</p> <p><i>Alphanumeric, 2 characters</i></p>	N/A

T1	<p>The aggregate number of overage/underage days absent for students with a transportation code of T1: Twice Daily > Mile.</p> <p><i>Numeric, 9 digits</i> XXXXXXXXXX</p>	<p>Student Information > General > Transportation > Transportation Code</p> <p>Student Information > General > Attendance</p>
T2	<p>The aggregate number of overage/underage days absent for students with a transportation code of T2: Twice Daily < Mile.</p> <p><i>Numeric, 9 digits</i> XXXXXXXXXX</p>	<p>Student Information > General > Transportation > Transportation Code</p> <p>Student Information > General > Attendance</p>
T3	<p>The aggregate number of overage/underage days absent for students with a transportation code of T3: Once Daily > Mile.</p> <p><i>Numeric, 9 digits</i> XXXXXXXXXX</p>	<p>Student Information > General > Transportation > Transportation Code</p> <p>Student Information > General > Attendance</p>
T4	<p>The aggregate number of overage/underage days absent for students with a transportation code of T4: Once Daily < Mile.</p> <p><i>Numeric, 9 digits</i> XXXXXXXXXX</p>	<p>Student Information > General > Transportation > Transportation Code</p> <p>Student Information > General > Attendance</p>
T5	<p>The aggregate number of overage/underage days absent for students with a transportation code of T5: Special Transported.</p> <p><i>Numeric, 9 digits</i> XXXXXXXXXX</p>	<p>Student Information > General > Transportation > Transportation Code</p> <p>Student Information > General > Attendance</p>
NT	<p>The aggregate number of overage/underage days absent for students with a transportation code of NT: Not Transported.</p> <p><i>Numeric, 9 digits</i> XXXXXXXXXX</p>	<p>Student Information > General > Transportation > Transportation Code</p> <p>Student Information > General > Attendance</p>

Total	<p>The total number of Overage/Underage student absences per grade for all transportation codes.</p> <p><i>Numeric, 9 digits</i> XXXXXXXXXX</p>	<p>Student Information > General > Transportation > Transportation Code</p> <p>Student Information > General > Attendance</p>
District Non Contract - Aggregate Days - Present Total		
Element Name	Description	Campus Interface
Grade	<p>The grade reporting attendance data.</p> <p><i>Alphanumeric, 2 characters</i></p>	N/A
T1	<p>The total number of aggregate non contract days present for students with a transportation code of T1: Twice Daily > Mile.</p> <p>(Enrolled Minutes - absent minutes) / Total School Day Minutes for all reported days marked for both Attendance and Instruction.</p> <p><i>Numeric, 9 digits</i> XXXXXXXXXX</p>	<p>Student Information > General > Transportation > Transportation Code</p> <p>Student Information > General > Attendance</p>
T2	<p>The total number of aggregate non contract days present for students with a transportation code of T2: Twice Daily < Mile.</p> <p>(Enrolled Minutes - absent minutes) / Total School Day Minutes for all reported days marked for both Attendance and Instruction.</p> <p><i>Numeric, 9 digits</i> XXXXXXXXXX</p>	<p>Student Information > General > Transportation > Transportation Code</p> <p>Student Information > General > Attendance</p>

T3	<p>The total number of aggregate non contract days present for students with a transportation code of T3: Once Daily > Mile.</p> <p>(Enrolled Minutes - absent minutes) / Total School Day Minutes for all reported days marked for both Attendance and Instruction.</p> <p><i>Numeric, 9 digits</i> XXXXXXXXXX</p>	<p>Student Information > General > Transportation > Transportation Code</p> <p>Student Information > General > Attendance</p>
T4	<p>The total number of aggregate non contract days present for students with a transportation code of T4: Once Daily < Mile.</p> <p>(Enrolled Minutes - absent minutes) / Total School Day Minutes for all reported days marked for both Attendance and Instruction.</p> <p><i>Numeric, 9 digits</i> XXXXXXXXXX</p>	<p>Student Information > General > Transportation > Transportation Code</p> <p>Student Information > General > Attendance</p>
T5	<p>The total number of aggregate non contract days present for students with a transportation code of T5: Special Transported.</p> <p>(Enrolled Minutes - absent minutes) / Total School Day Minutes for all reported days marked for both Attendance and Instruction.</p> <p><i>Numeric, 9 digits</i> XXXXXXXXXX</p>	<p>Student Information > General > Transportation > Transportation Code</p> <p>Student Information > General > Attendance</p>
NT	<p>The total number of aggregate non contract days present for students with a transportation code of NT: Not Transported.</p> <p>(Enrolled Minutes - absent minutes) / Total School Day Minutes for all reported days marked for both Attendance and Instruction.</p> <p><i>Numeric, 9 digits</i> XXXXXXXXXX</p>	<p>Student Information > General > Transportation > Transportation Code</p> <p>Student Information > General > Attendance</p>

Total	<p>The total number of non contract days present for all terms per grade for all transportation codes.</p> <p><i>Numeric, 9 digits</i> XXXXXXXXXX</p>	<p>Student Information > General > Transportation > Transportation Code</p> <p>Student Information > General > Attendance</p>
Non Contract Student Count	<p>The total number of students in Attendance Group NCO or NC per grade.</p> <p><i>Numeric, 4 digits</i></p>	N/A
District Non Contract - Aggregate Days - Absent Total		
Element Name	Description	Location
Grade	<p>The grade reporting attendance data.</p> <p><i>Alphanumeric, 2 characters</i></p>	N/A
T1	<p>The total number of aggregate non contract days absent for students with a transportation code of T1: Twice Daily > Mile.</p> <p><i>Numeric, 9 digits</i> XXXXXXXXXX</p>	<p>Student Information > General > Transportation > Transportation Code</p> <p>Student Information > General > Attendance</p>
T2	<p>The total number of aggregate non contract days absent for students with a transportation code of T2: Twice Daily < Mile.</p> <p><i>Numeric, 9 digits</i> XXXXXXXXXX</p>	<p>Student Information > General > Transportation > Transportation Code</p> <p>Student Information > General > Attendance</p>
T3	<p>The total number of aggregate non contract days absent for students with a transportation code of T3: Once Daily > Mile.</p> <p><i>Numeric, 9 digits</i> XXXXXXXXXX</p>	<p>Student Information > General > Transportation > Transportation Code</p> <p>Student Information > General > Attendance</p>

T4	<p>The total number of aggregate non contract days absent for students with a transportation code of T4: Once Daily < Mile.</p> <p><i>Numeric, 9 digits</i> XXXXXXXXXX</p>	<p>Student Information > General > Transportation > Transportation Code</p> <p>Student Information > General > Attendance</p>
T5	<p>The total number of aggregate non contract days absent for students with a transportation code of T5: Special Transported.</p> <p><i>Numeric, 9 digits</i> XXXXXXXXXX</p>	<p>Student Information > General > Transportation > Transportation Code</p> <p>Student Information > General > Attendance</p>
NT	<p>The total number of aggregate non contract days absent for students with a transportation code of NT: Not Transported.</p> <p><i>Numeric, 9 digits</i> XXXXXXXXXX</p>	<p>Student Information > General > Transportation > Transportation Code</p> <p>Student Information > General > Attendance</p>
Total	<p>The total number non contract days absent for all terms per grade for all transportation codes.</p> <p><i>Numeric, 9 digits</i> XXXXXXXXXX</p>	<p>Student Information > General > Transportation > Transportation Code</p> <p>Student Information > General > Attendance</p>
District Overage/Underage - Aggregate Days - Present Total		
Element Name	Description	Location
Grade	The grade reporting attendance data.	N/A
T1	<p>The total number of overage/underage days present for students with a transportation code of T1: Twice Daily > Mile.</p> <p><i>Numeric, 9 digits</i> XXXXXXXXXX</p>	<p>Student Information > General > Transportation > Transportation Code</p> <p>Student Information > General > Attendance</p>
T2	<p>The total number of overage/underage days present for students with a transportation code of T2: Twice Daily < Mile.</p> <p><i>Numeric, 9 digits</i> XXXXXXXXXX</p>	<p>Student Information > General > Transportation > Transportation Code</p> <p>Student Information > General > Attendance</p>

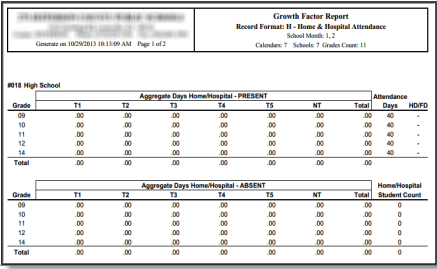
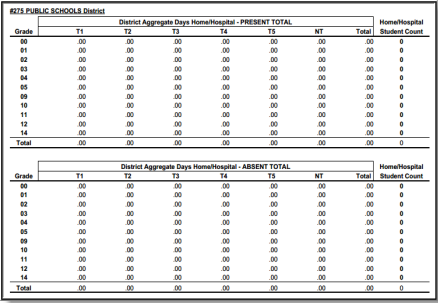
T3	<p>The total number of overage/underage days present for students with a transportation code of T3: Once Daily > Mile.</p> <p><i>Numeric, 9 digits</i> XXXXXXXXXX</p>	<p>Student Information > General > Transportation > Transportation Code</p> <p>Student Information > General > Attendance</p>
T4	<p>The total number of overage/underage days present for students with a transportation code of T4: Once Daily < Mile.</p> <p><i>Numeric, 9 digits</i> XXXXXXXXXX</p>	<p>Student Information > General > Transportation > Transportation Code</p> <p>Student Information > General > Attendance</p>
T5	<p>The total number of overage/underage days present for students with a transportation code of T5: Special Transported.</p> <p><i>Numeric, 9 digits</i> XXXXXXXXXX</p>	<p>Student Information > General > Transportation > Transportation Code</p> <p>Student Information > General > Attendance</p>
NT	<p>The total number of overage/underage days present for students with a transportation code of NT: Not Transported.</p> <p><i>Numeric, 9 digits</i> XXXXXXXXXX</p>	<p>Student Information > General > Transportation > Transportation Code</p> <p>Student Information > General > Attendance</p>
Total	<p>The total number of Overage/Underage days present per grade for all transportation codes.</p>	<p>Student Information > General > Transportation > Transportation Code</p> <p>Student Information > General > Attendance</p>
Over/Under Student Count	<p>The total number of students in Attendance Group Overage or Underage per grade.</p>	N/A
District Overage/Underage - Aggregate Days - Absent Total		
Element Name	Description	Location
Grade	<p>The grade reporting attendance data.</p> <p><i>Alphanumeric, 2 characters</i></p>	N/A

T1	<p>The total number of overage/underage days absent for students with a transportation code of T1: Twice Daily > Mile.</p> <p><i>Numeric, 9 digits</i> XXXXXXXXXX</p>	<p>Student Information > General > Transportation > Transportation Code</p> <p>Student Information > General > Attendance</p>
T2	<p>The total number of overage/underage days absent for students with a transportation code of T2: Twice Daily < Mile.</p> <p><i>Numeric, 9 digits</i> XXXXXXXXXX</p>	<p>Student Information > General > Transportation > Transportation Code</p> <p>Student Information > General > Attendance</p>
T3	<p>The total number of overage/underage days absent for students with a transportation code of T3: Once Daily > Mile.</p> <p><i>Numeric, 9 digits</i> XXXXXXXXXX</p>	<p>Student Information > General > Transportation > Transportation Code</p> <p>Student Information > General > Attendance</p>
T4	<p>The total number of overage/underage days absent for students with a transportation code of T4: Once Daily < Mile.</p> <p><i>Numeric, 9 digits</i> XXXXXXXXXX</p>	<p>Student Information > General > Transportation > Transportation Code</p> <p>Student Information > General > Attendance</p>
T5	<p>The total number of overage/underage days absent for students with a transportation code of T5: Special Transported.</p> <p><i>Numeric, 9 digits</i> XXXXXXXXXX</p>	<p>Student Information > General > Transportation > Transportation Code</p> <p>Student Information > General > Attendance</p>
NT	<p>The total number of overage/underage days absent for students with a transportation code of NT: Not Transported.</p> <p><i>Numeric, 9 digits</i> XXXXXXXXXX</p>	<p>Student Information > General > Transportation > Transportation Code</p> <p>Student Information > General > Attendance</p>
Total	<p>The total number of Overage/Underage absent days per grade for all transportation codes.</p>	<p>Student Information > General > Transportation > Transportation Code</p> <p>Student Information > General > Attendance</p>

RH Home/Hospital Attendance Report

The RH Home/Hospital Attendance Report pulls attendance data for students in an HH (Home Hospital) attendance group.

Typically, schools will mark students with an “HH” attendance code for each day they are enrolled as Home Hospital; this code is mapped to “Present: Exempt” and does not subtract from attendance.

Individual School Totals		District-Wide Total	
			

Business Logic

- This report does not require the HH: Home Hospital attendance code to be marked. As long as any absences (days where the student's Home Hospital participation is not met) are marked as absent, unexcused, or excused, the report will pull all present and absent days that fall under the Home Hospital attendance group.
- The RH report does not feed into the R2 Adjustment and is used separately by the state funding system.

Selection Criteria

- The RH report projects future present days attendance. If the RH report is run halfway through the reporting period and the student is enrolled all year, the present day will reflect the entire reporting period, and future days will be counted as present days.
- This report includes attendance that takes place within the dates of a Home Hospital attendance group.
- Students with enrollments marked Perkins Only or State Exclude are not included in the report.
- Grade levels 95, 96, 97, 98, and 99 are excluded. These grades are not used in calculations, nor will they display within the report.
- Calendars marked Exclude are not included in the report.
- Grades marked Exclude are not included.
- Over-age and under-age students are not included in the report.

RH Home/Hospital Attendance Data Element

Aggregate Days Home/Hospital - Present		
Element Name	Description	Campus Interface
Grade	The grade reporting attendance data. <i>Alphanumeric, 2 characters</i>	
T1	The aggregate number of home/hospital present days for students with a transportation code of T1: Twice Daily > Mile. <i>Numeric, 9 digits</i> <i>XXXXXXXXXX</i>	Student Information > General > Transportation > Transportation Code Student Information > General > Attendance
T2	The aggregate number of home/hospital present days for students with a transportation code of T2: Twice Daily < Mile. <i>Numeric, 9 digits</i> <i>XXXXXXXXXX</i>	Student Information > General > Transportation > Transportation Code Student Information > General > Attendance
T3	The aggregate number of home/hospital present days for students with a transportation code of T3: Once Daily > Mile. <i>Numeric, 9 digits</i> <i>XXXXXXXXXX</i>	Student Information > General > Transportation > Transportation Code Student Information > General > Attendance
T4	The aggregate number of home/hospital present days for students with a transportation code of T4: Once Daily < Mile. <i>Numeric, 9 digits</i> <i>XXXXXXXXXX</i>	Student Information > General > Transportation > Transportation Code Student Information > General > Attendance
T5	The aggregate number of home/hospital present days for students with a transportation code of T5: Special Transported. <i>Numeric, 9 digits</i> <i>XXXXXXXXXX</i>	Student Information > General > Transportation > Transportation Code Student Information > General > Attendance

NT	<p>The aggregate number of home/hospital present days for students with a transportation code of NT: Not Transported.</p> <p><i>Numeric, 9 digits</i> XXXXXXXXXX</p>	<p>Student Information > General > Transportation > Transportation Code</p> <p>Student Information > General > Attendance</p>
Total	<p>The total number of home/hospital present days for all terms per grade and transportation codes.</p> <p><i>Numeric, 9 digits</i> XXXXXXXXXX</p>	<p>Student Information > General > Transportation > Transportation Code</p> <p>Student Information > General > Attendance</p>
Days	<p>Total number of instructional days in the reporting school months.</p> <p><i>Numeric, 2 digits</i></p>	<p>System Administration > Calendar > Calendar > Days > Instructional</p>
HD/FD	<p>Total number of whole days and half days in the reporting school months.</p> <p><i>Alphanumeric, 2 characters</i></p>	N/A
Home/Hospital Student Count	<p>The total number of students in Attendance Group Home or Hospital per grade.</p> <p><i>Numeric, 3 digits</i></p>	N/A
Aggregate Days Home/Hospital - Absent		
Element Name	Description	Location
Grade	<p>The grade reporting attendance data.</p> <p><i>Alphanumeric, 2 characters</i></p>	
T1	<p>The aggregate number of home/hospital days absent for students with a transportation code of T1: Twice Daily > Mile.</p> <p><i>Numeric, 9 digits</i> XXXXXXXXXX</p>	<p>Student Information > General > Transportation > Transportation Code</p> <p>Student Information > General > Attendance</p>

T2	<p>The aggregate number of home/hospital days absent for students with a transportation code of T2: Twice Daily < Mile.</p> <p><i>Numeric, 9 digits</i> XXXXXXXXXX</p>	<p>Student Information > General > Transportation > Transportation Code</p> <p>Student Information > General > Attendance</p>
T3	<p>The aggregate number of home/hospital days absent for students with a transportation code of T3: Once Daily > Mile.</p> <p><i>Numeric, 9 digits</i> XXXXXXXXXX</p>	<p>Student Information > General > Transportation > Transportation Code</p> <p>Student Information > General > Attendance</p>
T4	<p>The aggregate number of home/hospital days absent for students with a transportation code of T4: Once Daily < Mile.</p> <p><i>Numeric, 9 digits</i> XXXXXXXXXX</p>	<p>Student Information > General > Transportation > Transportation Code</p> <p>Student Information > General > Attendance</p>
T5	<p>The aggregate number of home/hospital days absent for students with a transportation code of T5: Special Transported.</p> <p><i>Numeric, 9 digits</i> XXXXXXXXXX</p>	<p>Student Information > General > Transportation > Transportation Code</p> <p>Student Information > General > Attendance</p>
NT	<p>The aggregate number of home/hospital days absent for students with a transportation code of NT: Not Transported.</p> <p><i>Numeric, 9 digits</i> XXXXXXXXXX</p>	<p>Student Information > General > Transportation > Transportation Code</p> <p>Student Information > General > Attendance</p>
Total	<p>The total number of home/hospital days absent for all terms per grade and transportation codes.</p> <p><i>Numeric, 9 digits</i> XXXXXXXXXX</p>	<p>Student Information > General > Transportation > Transportation Code</p> <p>Student Information > General > Attendance</p>
District Aggregate Days Home/Hospital - Present Total		
Element Name	Description	Location

Grade	The grade reporting attendance data. <i>Alphanumeric, 2 characters</i>	
T1	The total number of home/hospital days present for students with a transportation code of T1: Twice Daily > Mile. <i>Numeric, 9 digits</i> <i>XXXXXXXXXX</i>	Student Information > General > Transportation > Transportation Code Student Information > General > Attendance
T2	The total number of home/hospital days present for students with a transportation code of T2: Twice Daily < Mile. <i>Numeric, 9 digits</i> <i>XXXXXXXXXX</i>	Student Information > General > Transportation > Transportation Code Student Information > General > Attendance
T3	The total number of home/hospital days present for students with a transportation code of T3: Once Daily > Mile. <i>Numeric, 9 digits</i> <i>XXXXXXXXXX</i>	Student Information > General > Transportation > Transportation Code Student Information > General > Attendance
T4	The total number of home/hospital days present for students with a transportation code of T4: Once Daily < Mile. <i>Numeric, 9 digits</i> <i>XXXXXXXXXX</i>	Student Information > General > Transportation > Transportation Code Student Information > General > Attendance
T5	The total number of home/hospital days present for students with a transportation code of T5: Special Transported. <i>Numeric, 9 digits</i> <i>XXXXXXXXXX</i>	Student Information > General > Transportation > Transportation Code Student Information > General > Attendance

NT	<p>The aggregate number of home/hospital days absent for students with a transportation code of NT: Not Transported.</p> <p><i>Numeric, 9 digits</i> XXXXXXXXXX</p>	<p>Student Information > General > Transportation > Transportation Code</p> <p>Student Information > General > Attendance</p>
Total	<p>The total number of home/hospital present days for all terms per grade and transportation codes.</p> <p><i>Numeric, 9 digits</i> XXXXXXXXXX</p>	<p>Student Information > General > Transportation > Transportation Code</p> <p>Student Information > General > Attendance</p>
District Aggregate Days Home/Hospital - Absent Total		
Element Name	Description	Location
Grade	<p>The grade reporting attendance data.</p> <p><i>Alphanumeric, 2 characters</i></p>	
T1	<p>The total number of home/hospital days absent for students with a transportation code of T1: Twice Daily > Mile.</p> <p><i>Numeric, 9 digits</i> XXXXXXXXXX</p>	<p>Student Information > General > Transportation > Transportation Code</p> <p>Student Information > General > Attendance</p>
T2	<p>The total number of home/hospital days absent for students with a transportation code of T2: Twice Daily < Mile.</p> <p><i>Numeric, 9 digits</i> XXXXXXXXXX</p>	<p>Student Information > General > Transportation > Transportation Code</p> <p>Student Information > General > Attendance</p>
T3	<p>The total number of home/hospital days absent for students with a transportation code of T3: Once Daily > Mile.</p> <p><i>Numeric, 9 digits</i> XXXXXXXXXX</p>	<p>Student Information > General > Transportation > Transportation Code</p> <p>Student Information > General > Attendance</p>

T4	<p>The total number of home/hospital days absent for students with a transportation code of T4: Once Daily < Mile.</p> <p><i>Numeric, 9 digits</i> XXXXXXXXXX</p>	<p>Student Information > General > Transportation > Transportation Code</p> <p>Student Information > General > Attendance</p>
T5	<p>The total number of home/hospital days absent for students with a transportation code of T5: Special Transported.</p> <p><i>Numeric, 9 digits</i> XXXXXXXXXX</p>	<p>Student Information > General > Transportation > Transportation Code</p> <p>Student Information > General > Attendance</p>
NT	<p>The aggregate number of home/hospital days absent for students with a transportation code of NT: Not Transported.</p> <p><i>Numeric, 9 digits</i> XXXXXXXXXX</p>	<p>Student Information > General > Transportation > Transportation Code</p> <p>Student Information > General > Attendance</p>
Total	<p>The total number of home/hospital days absent for all terms per grade and transportation codes.</p> <p><i>Numeric, 9 digits</i> XXXXXXXXXX</p>	<p>Student Information > General > Transportation > Transportation Code</p> <p>Student Information > General > Attendance</p>