

Paperless Assessment Reporting (California)

Last Modified on 06/24/2025 11:27 am CDT

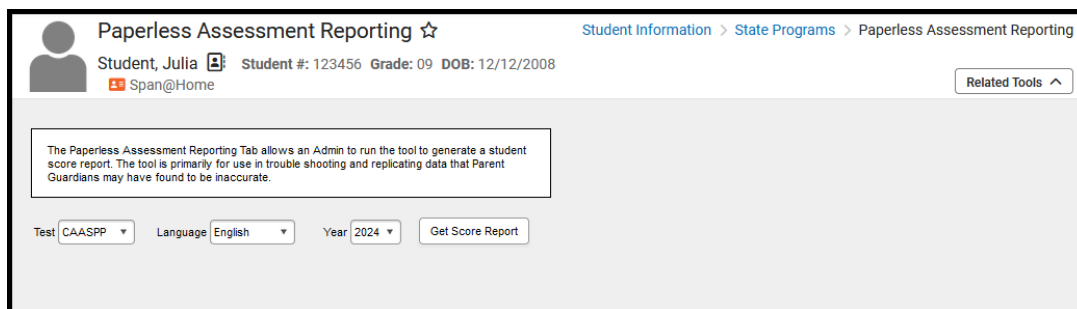
[CAASPP Configuration](#) | [Campus Parent and Campus Student Access](#) | [Assessment Reporting in Student Information](#)

Tool Search: Paperless Assessment Reporting

The Paperless Assessment Reporting tools provide a new capability for LEAs to opt into an electronic student score reporting process for assessment administration. Participating LEAs no longer receive printed student score reports from ETC; instead, access is provided through their SIS vendor that allows the score reports to be accessed by parent/guardians and school administrators.

The following tools are available for CAASPP Paperless Reporting:

- [CAASPP Configuration](#) (System Settings)
- [Assessment Reporting in Student Information](#) (Student)
- [Student California Paperless Reporting](#) (Campus Student/Campus Parent)



Read - View, select and generate the Score Report.

Write - N/A

Add - N/A

Delete - N/A

For more information about Tool Rights and how they function, see the [Tool Rights](#) article.

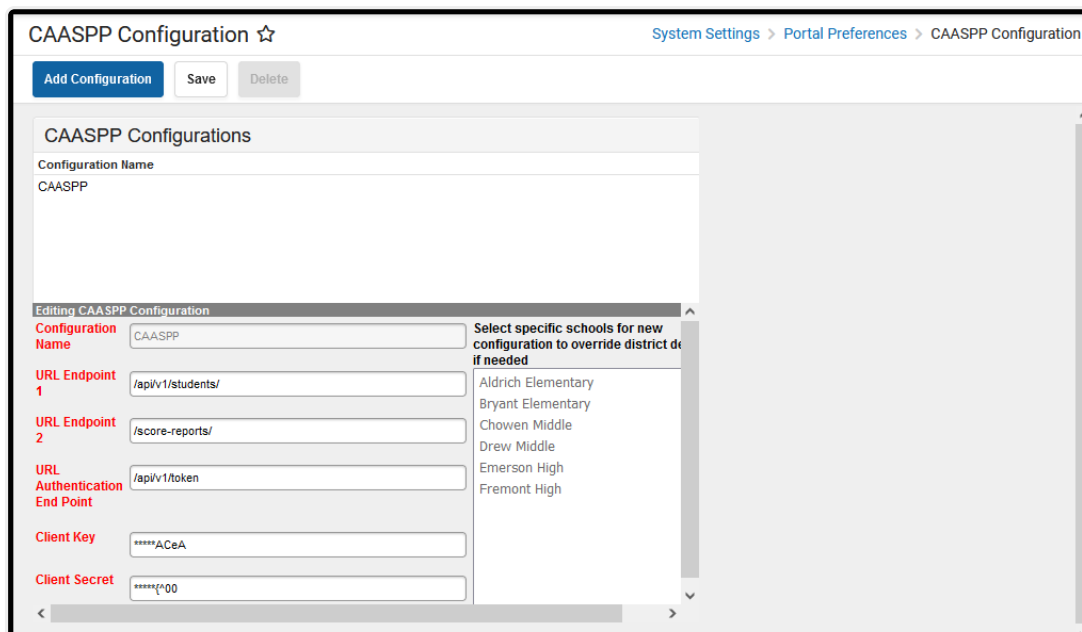
CAASPP Configuration

Tool Search: CAASPP Configuration

Districts are sent a **Client Key** and a **Client Secret** from the Department of Education (CDE) and/or Education Testing Service (ETS). This information is hidden and encrypted when entered into the CAASPP Configuration editor. The key and secret connect the district server to the ETS Server, which then returns student scores. Data is not stored in Infinite Campus. The URL Authentication End Point is needed for the authentication process to work properly.

Infinite Campus does NOT have access to the Client Key, the Client Secret, or to the ETS Server.

DO NOT DELETE the CAASPP configuration.



CAASPP Configurations

Read - Access and view the CAASPP Configuration.

Write - Modify existing configuration data.

Add - Add new configuration data.

Delete - Remove configuration data. **This is not recommended.**

For more information about Tool Rights and how they function, see the [Tool Rights](#) article.

Data is matched on the student's 10-digit State ID. If a student does not have a state ID in Campus or ETS does not have a record of the student's state ID, assessment reports are not sent.

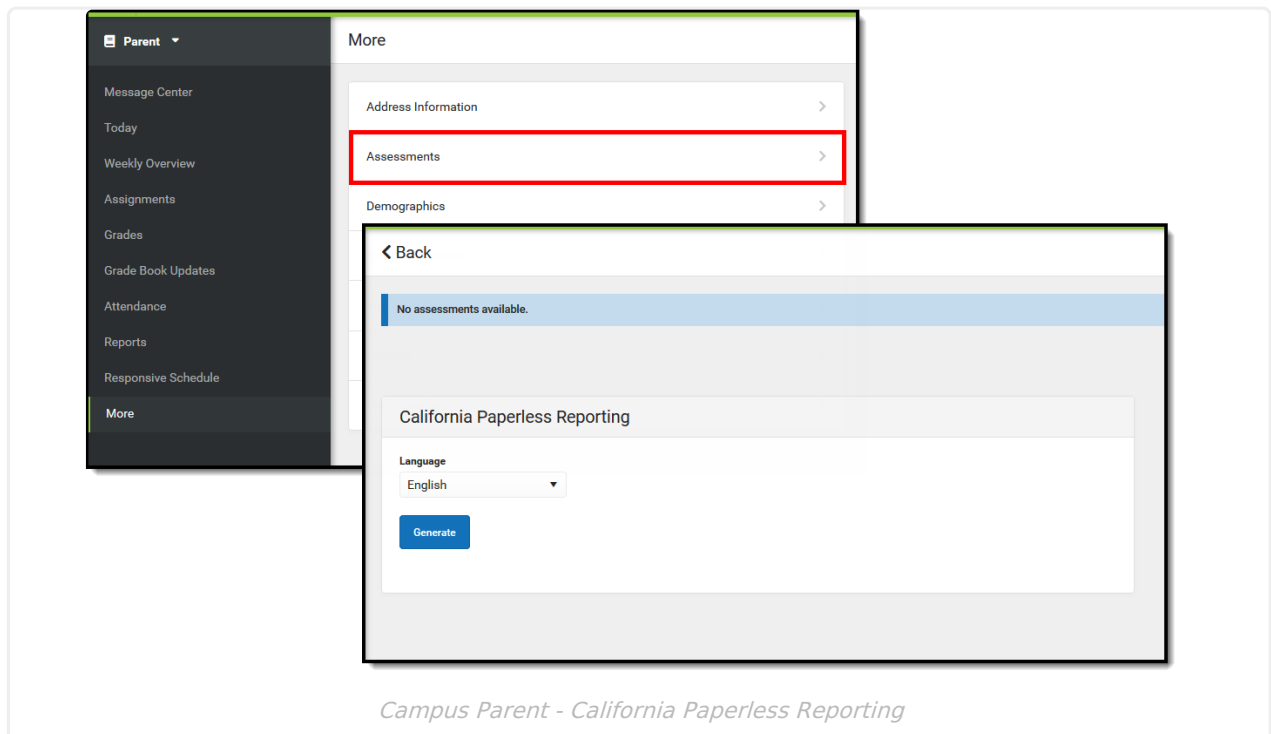
1. Enter the **Configuration Name**.
2. Choose which **Schools** are able to use this particular configuration.
3. Enter **/api/v1/students/** for the **URL Endpoint 1**.
4. Enter **/score-reports/** for the **URL Endpoint 2**.
5. Enter **/api/v1/token/** for the **URL Authentication End Point**.
6. Enter the **Client Key** and **Client Secret** as it is sent from CDE/ETS.
7. Click the **Save** icon.

Campus Parent and Campus Student

Access

Parents/guardians and students can generate a paperless score report from Campus Parent and Campus Student. This requires the school to have the [Assessment Display Option](#) marked.

After logging into Campus Parent (for parents/guardian) or Campus Student (for students), navigate to **More** and select **Assessments**. Select the desired **Language** from the **California Paperless Reporting** dropdown, and click the **Generate** button. A PDF report is returned that is available for 30 minutes.



Assessment Reporting in Student Information

Tool Search: Paperless Assessment Reporting

1. Select the desired **Test**.
2. Select the desired **Language**.
3. Select the **Year**.
4. Click the **Get Score Report** button. The links returned are available for 30 minutes.

Score reports are available for the following Tests:

- California Assessment of Student Performance and Progress (CAASPP)
- California Standards Test (CST)
- California Assessments (CA)
- Essential Standards Assessment (ESA)
- Standards-based Tests in Spanish (STS)

- California Science Test (CAST)
- California Alternate Assessments (CAAS)
- Lexile Framework for Reading and the Quantile Framework for Mathematics (LEXQUAN)

Score reports can be generated for tests from the 2018 School Year through the 2024 School Year. Clicking the **Get Score Report** without populating the dropdown fields returns a score report for all years.
