FRYSC Group Program Report (Kentucky)

Last Modified on 12/14/2025 8:45 pm CST

Report Logic | Generate the FRYSC Group Program Report | Understand the FRYSC Group Program Report

Tool Search: FRYSC Group Program Report

The FRYSC Group Program Report provides aggregate and student-level information about the usage of FRYSC group programs in a given district.

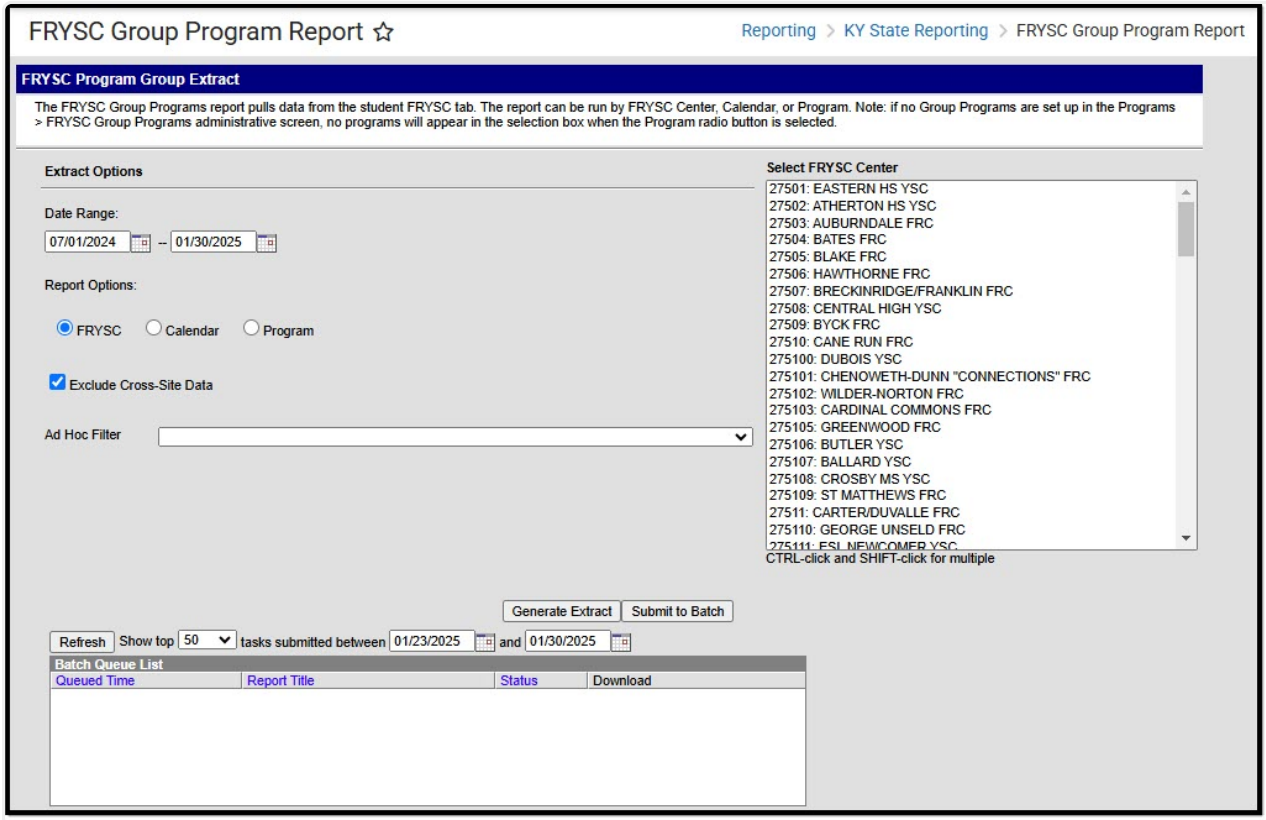

FRYSC Group Program Report Editor

Report Logic

- An aggregate count of students and parents participating in FRYSC Group Programs is reported.
- Only FRYSC Group Programs with start and end dates that overlap the date range entered on the extract editor will report.
- Students marked as State Exclude or with No Show enrollment records are included in reported data.
- When a Group Program has no end date, the report assumes the end date is June 30th of the same FRYSC school year as the Group Program's start date.
- The Date Range on the extract editor defaults to the following:
  - The Start Date defaults to 07/01 of the year selected in the Campus toolbar.
  - The End Date defaults to 06/30 of the school year selected in the Campus toolbar or the

current date, whichever is earlier.

- The Include Rosters checkbox is only available for Calendar and Program Report Options.
- FRYSC centers are sorted alphabetically by name.
- Calendars are sorted first by year and then alphabetically by name.
- Programs are sorted alphabetically by calendar first and then alphabetically by program name.
- The report is sorted based on the Report Option selected and then by Program Start Date, from earliest start date to most recent.
- When the **Exclude Cross-Site Data** checkbox is marked, the report does not include cross-site homeroom data. Cross-site must be enabled at the district level for this checkbox to display. This checkbox defaults to marked.

The generated file name is structured as follows:

- **District Edition**: FRYSC_DistrictNameCo_YYYY_GrpPgm.pdf
  - The District name is truncated, so the word County is truncated to Co, and the word Independent is truncated to Ind, and any part of the name after the Co or Ind is removed. The name is not truncated if a district has neither the word County or Independent.
  - YYYY = the four-digit end year being reported. This year is pulled from the end date entered in the Date Range on the extract editor. For example, if the end date entered is 06/30/2013, the end year reported is 2013.
- **State Edition**: FRYSC_YYYY_GrpPgm.pdf
  - YYYY = the four-digit end year being reported. This year is pulled from the end date entered in the Date Range on the extract editor. For example, if the end date entered is 06/30/2013, the end year reported is 2013.

Generate the FRYSC Group Program Report

1. Enter the **Date Range**. Only FRYSC Group Programs active within the date range entered are reported.
2. Select a **Report Option**:
   1. **FRYSC** - Report data is run against FRYSC Center data sets.
   2. **Calendar** - Report data is run against School (Calendar) data sets.
   3. **Program** - Report data is run against Program (FRYSC Group Program) data sets.
3. Select the **FRYSC Center**, **Calendar,** or **Group Programs** used to report data based on the Report Option selected.
4. When applicable, mark the **Exclude Cross-Site Data** checkbox. This checkbox defaults to marked. When marked, the report does not include cross-site homeroom data. Cross-site must be enabled at the district level for this checkbox to display.
5. Filter data by selecting an **Ad Hoc Filter** (optional).
6. Select how the report will be generated:
   - **Generate Report**: The report generates immediately and displays in a new window in the designated format.
   - **Submit to Batch**: The report can be scheduled for when it generates and is sent to the Batch Queue tool.

Understand the FRYSC Group Program Report

See the following sections for more information about each part of the FRYSC Group Program Report.

- Header Elements
- Aggregate Data Elements
- Student Roster Elements

Header Elements

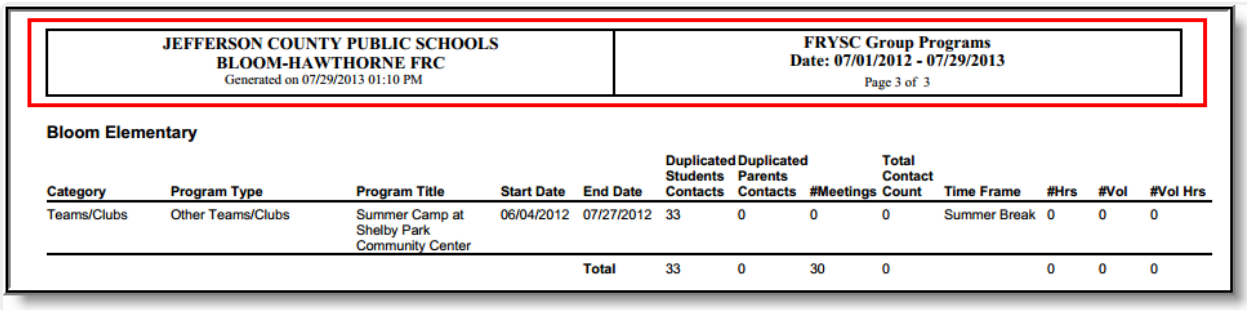

JEFFERSON COUNTY PUBLIC SCHOOLS
BLOOM-HAWTHORNE FRC
Generated on 07/29/2013 01:10 PM

FRYSC Group Programs
Date: 07/01/2012 - 07/29/2013
Page 3 of 3

Bloom Elementary

Category	Program Type	Program Title	Start Date	End Date	Duplicated Students Contacts	Duplicated Parents Contacts	#Meetings	Total Contact Count	Time Frame	#Hrs	#Vol	#Vol Hrs
Teams/Clubs	Other Teams/Clubs	Summer Camp at Shelby Park Community Center	06/04/2012	07/27/2012	33	0	0	0	Summer Break	0	0	0
				Total	33	0	30	0		0	0	0

FRYSC Group Program - Header

Data Element	Description	Location
County	The name of the county associated with the FRYSC data being reported.	District Information > County District.county
School	The school associated with the report student's most recent enrollment by start date within the date range entered on the extract editor.	School Information > Name School.name
Date	The dates entered on the extract editor.	FRYSC Group Programs Report > Date Range

Aggregate Data Elements

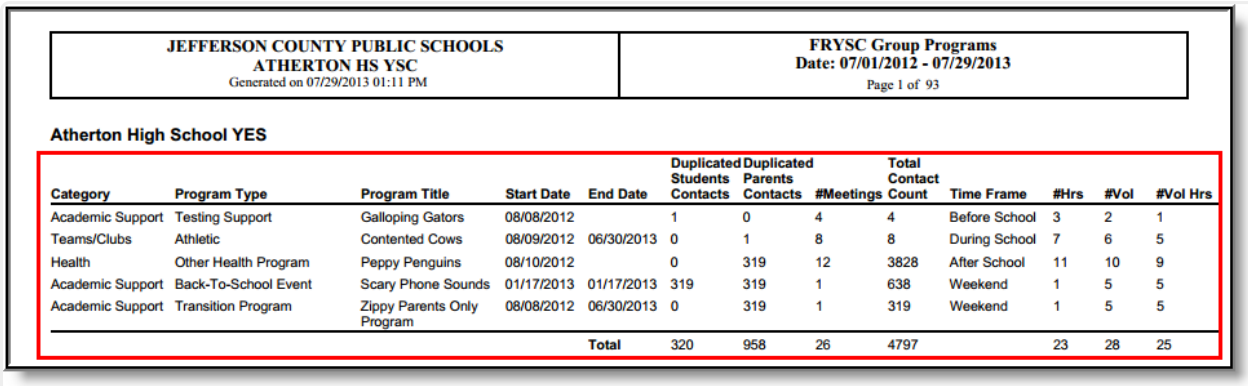

JEFFERSON COUNTY PUBLIC SCHOOLS
ATHERTON HS YSC
Generated on 07/29/2013 01:11 PM

FRYSC Group Programs
Date: 07/01/2012 - 07/29/2013
Page 1 of 93

Atherton High School YES

Category	Program Type	Program Title	Start Date	End Date	Duplicated Students Contacts	Duplicated Parents Contacts	#Meetings	Total Contact Count	Time Frame	#Hrs	#Vol	#Vol Hrs
Academic Support	Testing Support	Galloping Gators	08/08/2012		1	0	4	4	Before School	3	2	1
Teams/Clubs	Athletic	Contented Cows	08/09/2012	06/30/2013	0	1	8	8	During School	7	6	5
Health	Other Health Program	Peppy Penguins	08/10/2012		0	319	12	3828	After School	11	10	9
Academic Support	Back-To-School Event	Scary Phone Sounds	01/17/2013	01/17/2013	319	319	1	638	Weekend	1	5	5
Academic Support	Transition Program	Zippy Parents Only Program	08/08/2012	06/30/2013	0	319	1	319	Weekend	1	5	5
				Total	320	958	26	4797		23	28	25

Aggregate Data Elements

Data Element	Description	Location
Category	The name of the group program category. The category acts as a label for each row.	FRYSC Group Programs > Program Category > (the value before the colon is the program category) FRYSCGroupProgramKY. programCategoryCode
Program Type	The name of the group program type. The program acts as a label for each row.	FRYSC Group Programs > Program Category > (the value after the colon is the program category) FRYSCGroupProgramKY. type
Program Title	The title of the group program.	FRYSC Group Programs > Program Title FRYSCGroupProgramKY. programTitle
Start Date	The group program start date.	FRYSC Group Programs > Start Date FRYSCGroupProgramKY. startDate
End Date	The group program end date.	FRYSC Group Programs > End Date FRYSCGroupProgramKY. endDate

Data Element	Description	Location
Duplicated Students Contacts	This field reports a count of all students who have at least one active group program record, by type. • The group program record must be active during the date range entered on the extract editor. • The program must be designated for students. • The program must be of the specified category/type. • This a duplicated count, where a parent is counted for each program in which they are enrolled.	FRYSC > Group Program Detail FRYSCGroupProgramKY.programForStudents
Duplicated Parents Contacts	This field reports a count of all students with at least one active group program record, by category/type where the program is for the parent. • The group program record must be active during the date range entered on the extract editor. • The program must be designated for parents. • The program must be of the specified category/type. • This a duplicated count, where a parent is counted for each program in which they are enrolled.	FRYSC > Group Program Detail FRYSCGroupProgramKY.programForParent

Data Element	Description	Location
#of Meetings	The sum of all meetings for all programs in the given category. This includes unused programs. • Logic adds together the values for the # of meetings in each Group Program setup page (not based on student records).	FRYSC Group Programs > # of Meetings FRYSCGroupProgramKY.meetingCount
Total Contact Counts	The total number of all student and parent contacts made in the meetings during the reporting period. • Total Contact Counts = (Duplicated Students Contacts + Duplicated Parents Contacts) * #Meetings	FRYSC Group Programs FRYSCGroupProgramKY.groupStatusID FRYSCGroupProgramKY.programForStudent FRYSCGroupProgramKY.programForParent
Time Frame	The time frame of the group program.	FRYSC Group Programs > Time Frame FRYSCGroupProgramKY.timeFrame
#Hrs	The sum of Total Program Hours for all programs in the given category. This includes unused programs. • Logic adds together the values for Total Program Hours from each Group Program setup page.	FRYSC Group Programs > Total Program Hours FRYSCGroupProgramKY.totalProgramHours
#Vol	The sum of all volunteers for all programs in the given category. This includes unused programs. • Logic adds together the values for # of Volunteers from each Group Program setup page.	FRYSC Group Programs > # of Volunteers FRYSCGroupProgramKY.totalVoluneteerCount

Data Element	Description	Location
#Vol Hrs	The sum of all volunteer hours for all programs in the given category. This includes unused programs • Logic adds together the values for Volunteer Hours for each Group Program setup page.	FRYSC Group Programs > Volunteer Hours FRYSCGroupProgramKY.totalVoluneteerHours

Student Roster Elements

Student roster elements only appear when the **Include Rosters** checkbox is marked on the extract editor when generating the Calendar or Program versions of the Group Programs Report.

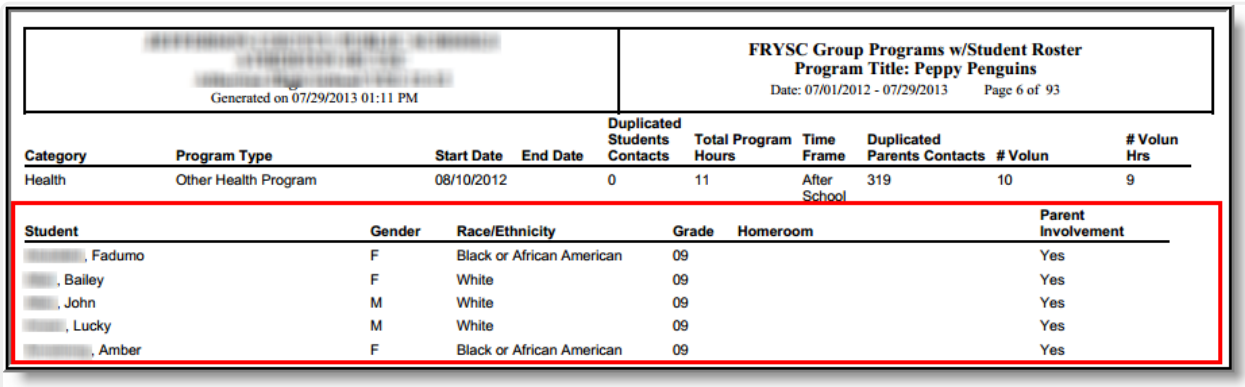

Generated on 07/29/2013 01:11 PM

FRYSC Group Programs w/Student Roster
Program Title: Peppy Penguins
Date: 07/01/2012 - 07/29/2013 Page 6 of 93

Category	Program Type	Start Date	End Date	Duplicated Students Contacts	Total Program Hours	Time Frame	Duplicated Parents Contacts	# Volun	# Volun Hrs
Health	Other Health Program	08/10/2012		0	11	After School	319	10	9

Student	Gender	Race/Ethnicity	Grade	Homeroom	Parent Involvement
, Fadumo	F	Black or African American	09		Yes
, Bailey	F	White	09		Yes
, John	M	White	09		Yes
, Lucky	M	White	09		Yes
, Amber	F	Black or African American	09		Yes

Student Roster Elements

Data Element	Description	Location
Student	Displays the name of the student enrolled in the FRYSC Group Program. • The student displays regardless of whether a group program record exists for the given category.	Demographics > Last Name, First Name Student.lastName Student.firstName
Gender	The reporting student's gender.	Demographics > Gender Student.gender

Data Element	Description	Location
Race/Ethnicity	The reporting student's race/ethnicity. • 01 - Hispanic Latino • 02 - American Indian/Alaskan Native • 03 - Asian • 04 - Black or African American • 05 - Native Hawaiian or Other Pacific Islander • 06 - White	Demographics > State Race Ethnicity Student.raceEthnicity
Grade	The reporting student's state grade level.	Enrollments > Grade Calendar > Grade Student.stateGrade
Homeroom	The name the student's homeroom teacher. • The name of the Primary Teacher is reported for sections associated with courses marked Homeroom.	Course > Homeroom Courseinfo.homeroom
Parent Involvement	Reports whether a parent participated in the group program along with the student. • The group record for the student must be active during the time period specified in the extract editor. • The student group program must be designated as Parent Participated. • Count once for each group program record with Parent Participated selected. A record may be counted more than once if the student has multiple Parent Participated records.	FRYSC > Group Program Detail > Parent Participated FRYSCGroupStatusKY.parentParticipated