

Pregnant and Parenting

Last Modified on 03/11/2024 8:47 am CDT


Last Updated 02/24

[Add a Pregnant and Parenting Record](#) | [Pregnant and Parenting Detail Editor](#) | [Tool Rights](#) |



Tool Search: Pregnant and Parenting



The Pregnant and Parenting tool tracks students who are pregnant and/or are a parent and are receiving related services. Programming is available for both mothers and fathers.

Schools in states using this tool should follow state guidelines regarding who should be added to this program and how data is to be collected and reported. Localized fields may exist for your state.


Pregnant And Parenting ☆

[Student Information](#) > [State Programs](#) > Pregnant And Parenting


Atwood, Nadia L

Student #: 131900011
 Grade: 11
 DOB: 05/12/2006

 NHS
  Fashion Design & Textile Art

Related Tools ^

School Year
23-24

Start Date: 01/02/2024
End Date:

Program Status: Pregnant And Parenting


Created By: Plainview Schools 100;
01/17/2024

New

Documents


Print



Pregnant and Parenting Editor



Pregnant And Parenting ☆

Atwood, Nadia L


Student #: 131900011
Grade: 11
DOB: 05/12/2006

 NHS
 Fashion Design & Textile Art


[Student Information](#) > [State Programs](#) > Pregnant And Parenting

Related Tools ^

Program Information


Start Date *

01/02/2024



End Date

month/day/year



Program Status

1: Pregnant And Parenting

Comments

Maximum 255 characters

Modified By: Administrator, Demo 01/17/2024

District Defined Elements

Save

Cancel

Delete

Pregnant and Parenting Detail Editor

Use the [Federal/State Program Updater](#) to import existing Pregnant and Parenting records for students or to update records for multiple students.

Add a Pregnant and Parenting Record

A student may only have one active Pregnant and Parenting record at any given time. Overlapping records are not allowed.

1. Click **New**.
2. Enter a **Start Date** of when the student began participation in a Pregnant and Parenting program.
3. Select the appropriate **Program** for this student.
4. Enter any **Comments** needed for this record.
5. Click **Save** when finished.

States that use this tool may add fields to meet their specific data capture needs. Districts may use the District Defined Elements area to add fields such as check boxes, comments and droplists

to capture district-based Pregnant and Parenting data.

Pregnant and Parenting Detail Editor

The Pregnant and Parenting tool includes the following fields. Field names and available selections vary by state.

Field	Description	Ad hoc Fields
Start Date <i>Required</i>	Indicates the date the student entered the Pregnant and Parenting program. Dates can be entered in mm/dd/yy or use the calendar icon to select a date.	pregnantandParenting.startDate
End Date	Indicates the date the student exited the Pregnant and Parenting program.	pregnantandparenting.endDate
Program Status	By default, the name of the program.	pregnantandParenting.programStatus
Comments	Text box with a 255 character limit where comments may be entered.	pregnantandParenting.comments
Created By	Displays in the Editor. Autogenerated name of district, date and timestamp indicating who created the entry. For State Edition customers, displays the state if the state created the entry.	
Modified By	Displays in the Detail Editor. Indicates the person who last saved the selected record.	

Tool Rights

Full access to the Pregnant and Parenting tool requires **RWAD**.

Read - Access and view Pregnant and Parenting records.

Write - Modify existing Pregnant and Parenting records.

Add - Add new Pregnant and Parenting records.

Delete - Delete Pregnant and Parenting records.

For more information about Tool Rights and how they function, see the [Tool Rights](#) article.

